Special Publication SJ2001-SP1

SEDIMENT QUALITY IN THE ST. JOHNS RIVER WATER MANAGEMENT DISTRICT:

PHYSICAL AND CHEMICAL CHARACTERIZATION OF NEW SITES AND DETAILED ASSESSMENT OF PREVIOUSLY SAMPLED LOCATIONS

ST. JOHNS RIVER WATER MANAGEMENT DISTRICT

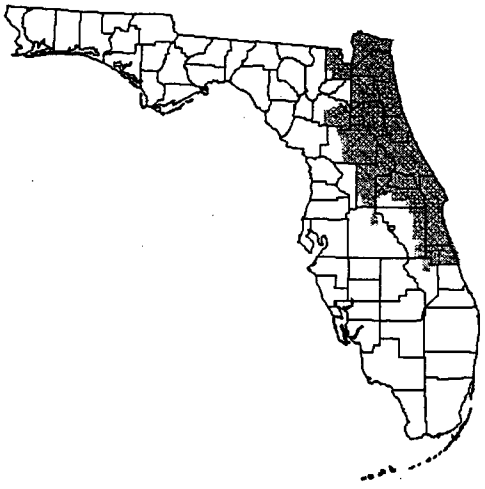

APPENDICES

FINAL REPORT

NOVEMBER, 2000

LIST OF APPENDICES

Appendix A. Site Maps
Appendix B. New Sites — PAH and Phthalate (Method 8270M) Data
Appendix C. New Sites — PCB, Pesticide, and other Chlorinated Compound (Method 8081M) Data
Appendix D. New Sites — Metals Data
Appendix E. New Sites — Nutrient, TOC, Grain Size, Total Solids, and Total Volatile Solids Data
Appendix F. Detailed Assessment Sites — PCB and Pesticide (Method 8081M) Data
Appendix G. Detailed Assessment Sites — Metals Data
Appendix H. Detailed Assessment Sites — TOC, Grain Size, Total Solids, and Total Volatile Solids Data
Appendix I. Charts with Organic Contaminant Concentration Data
Appendix J. PAH Composition for Selected Sample Types and Petroleum Products
Appendix K. PCB Congener Composition for Selected Aroclor Formulation Products
Appendix L. Charts with Metal Concentration Data
Appendix M. Charts with Ancillary Measurement Data
Appendix N. Charts with Contaminant Levels versus ERL, ERM, TEL and PEL Values
Appendix O. Contaminant Levels Displayed on Maps

Special Publication SJ2001-SP1
Sediment Quality in the St. Johns River Water Management District: Physical and Chemical Characterization of New Sites and Detailed Assessment of Previously Sampled Locations

Errata Sheet

Appendix M—Charts with Ancillary Measurement Data

Change charts titled:

Total Volatile Solids (% wet weight)

to

Total Volatile Solids (% dry weight)

Appendix A. Site Maps

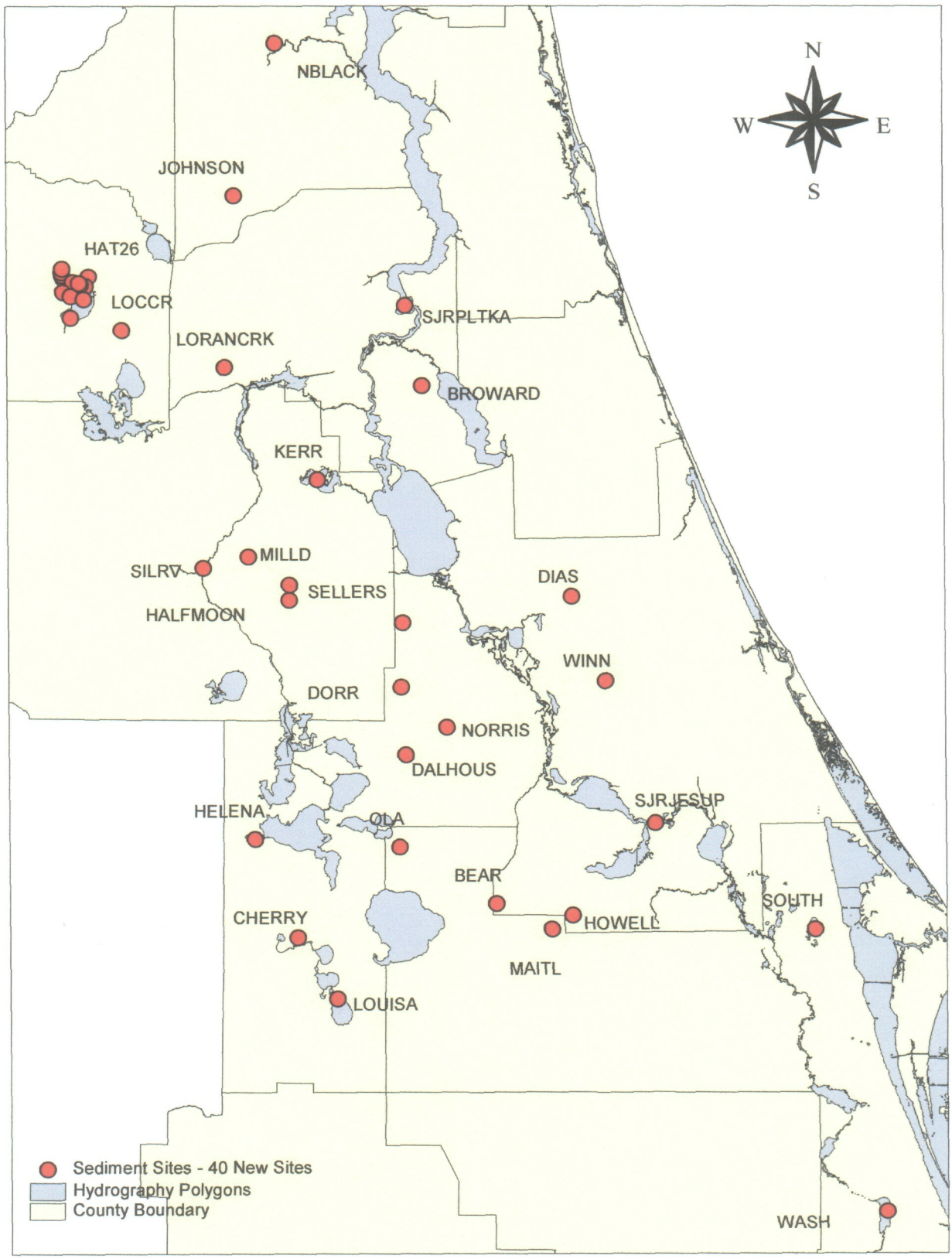
N
W
E
S
NBLACK
JOHNSON
HAT26
LOCCR
LORANCRK
SJRPLTKA
BROWARD
KERR
MILLD
SILRV
SELLERS
HALFMOON
DIAS
WINN
DORR
NORRIS
DALHOUS
HELENA
OLA
SJRJESUP
BEAR
SOUTH
CHERRY
HOWELL
MAITL
LOUISA
WASH
Sediment Sites - 40 New Sites
Hydrography Polygons
County Boundary

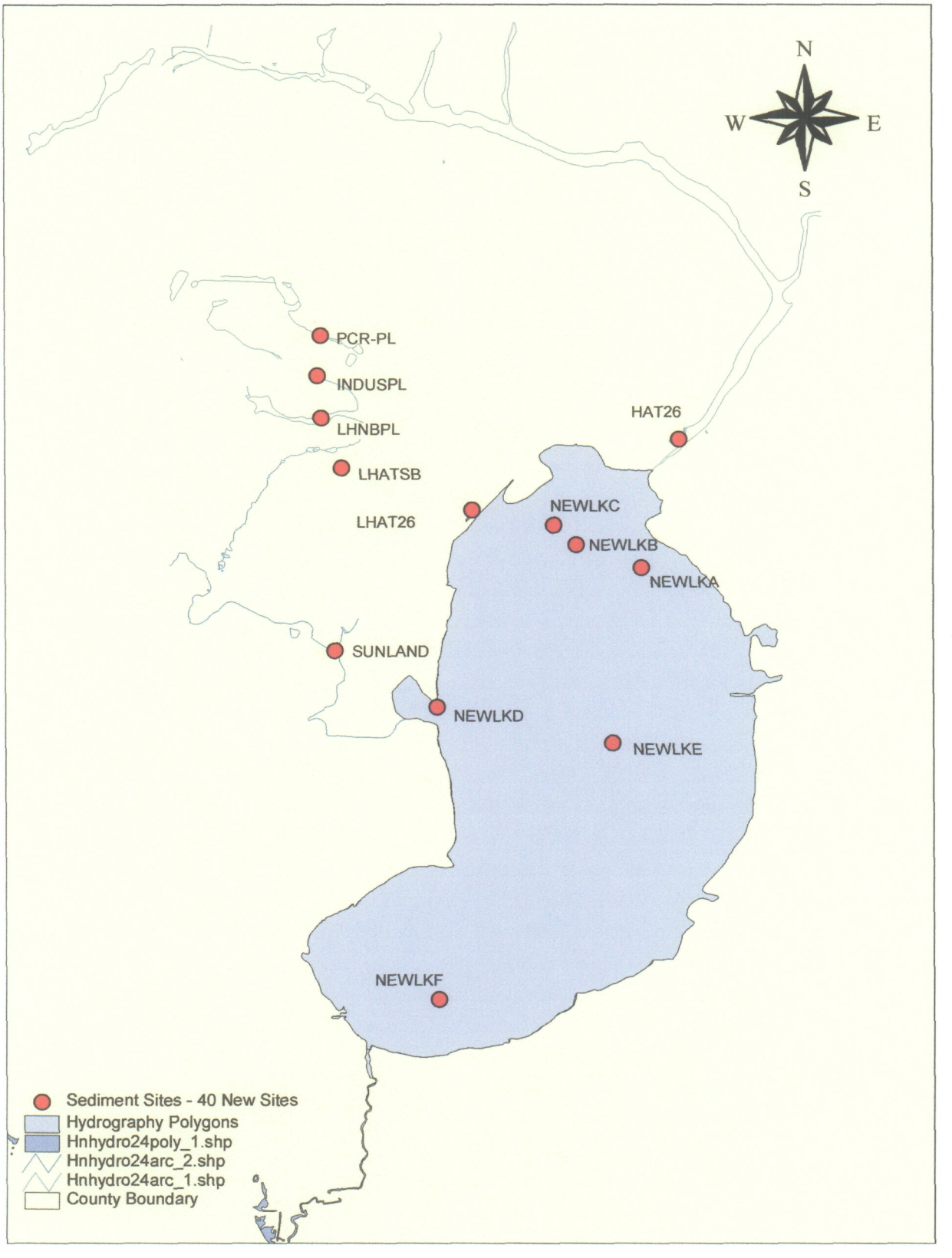
N
W
E
S
PCR-PL
INDUSPL
LHNBPL
LHATSB
LHAT26
HAT26
NEWLKC
NEWLKB
NEWLKA
SUNLAND
NEWLKD
NEWLKE
NEWLKF
Sediment Sites - 40 New Sites
Hydrography Polygons
Hnhydro24poly_1.shp
Hnhydro24arc_2.shp
Hnhydro24arc_1.shp
County Boundary

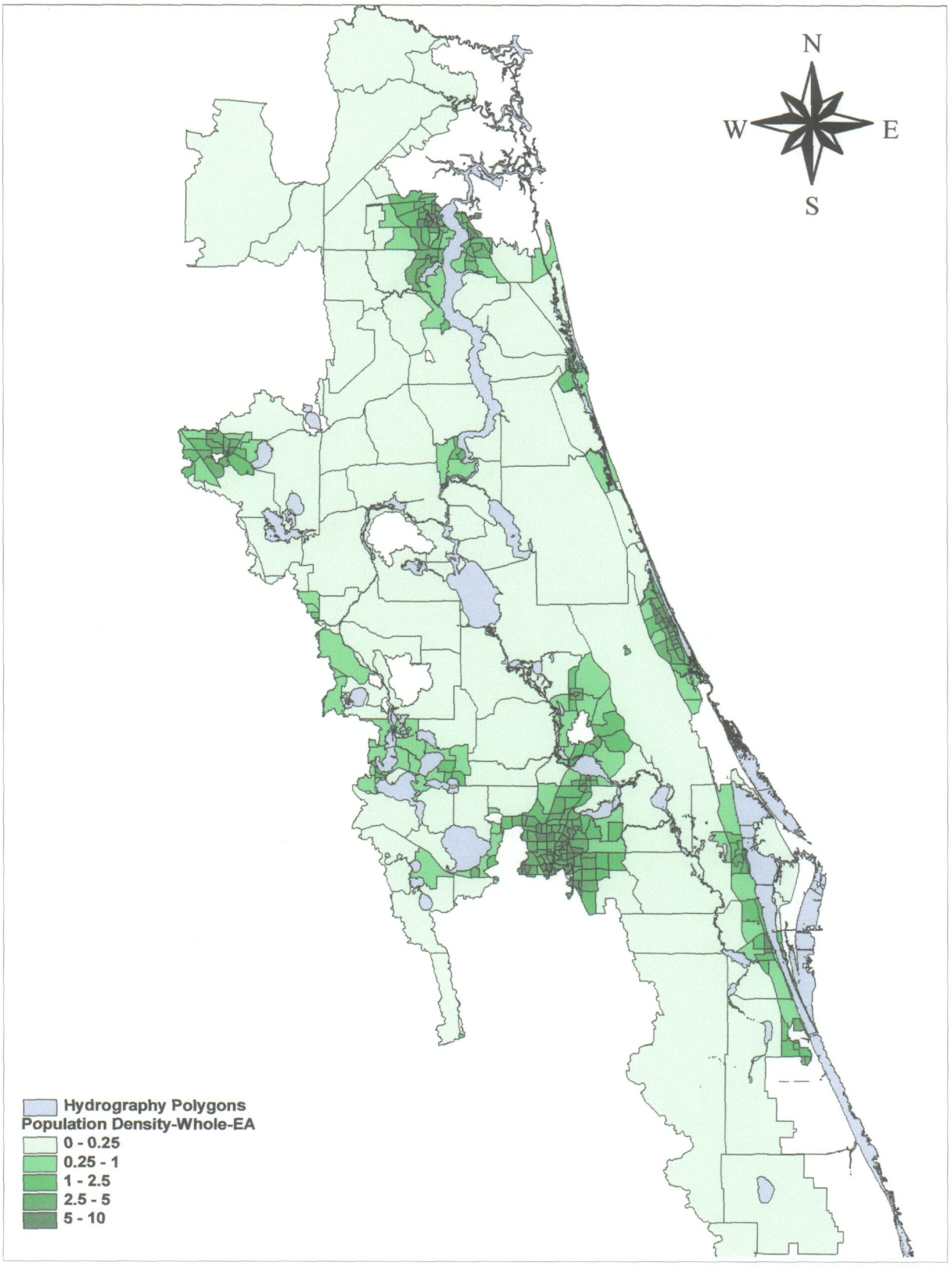
N
W
E
S
Hydrography Polygons
Population Density-Whole-EA
0 - 0.25
0.25 - 1
1 - 2.5
2.5 - 5
5 - 10

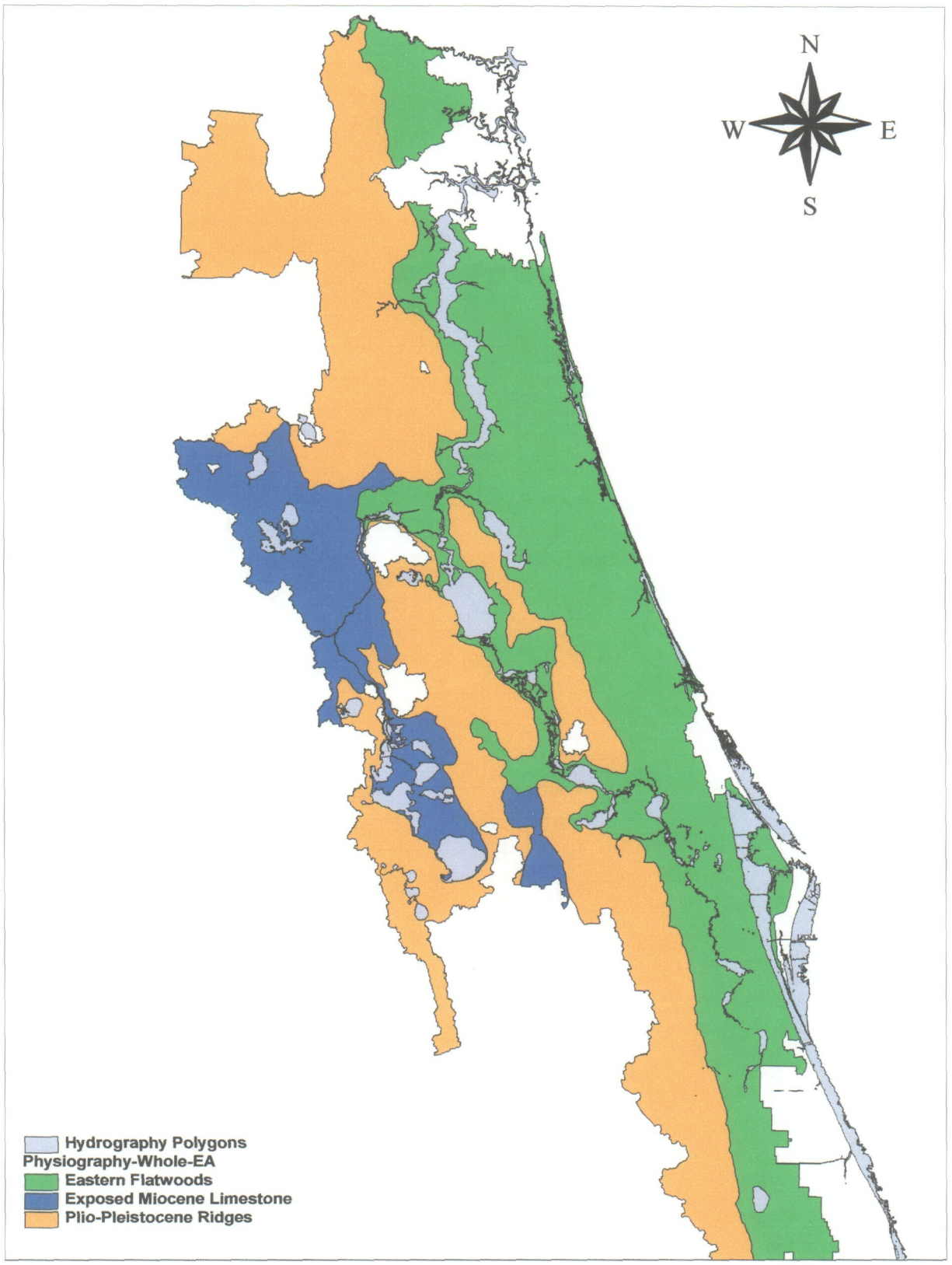
N
W
E
S
Hydrography Polygons
Physiography-Whole-EA
Eastern Flatwoods
Exposed Miocene Limestone
Plio-Pleistocene Ridges

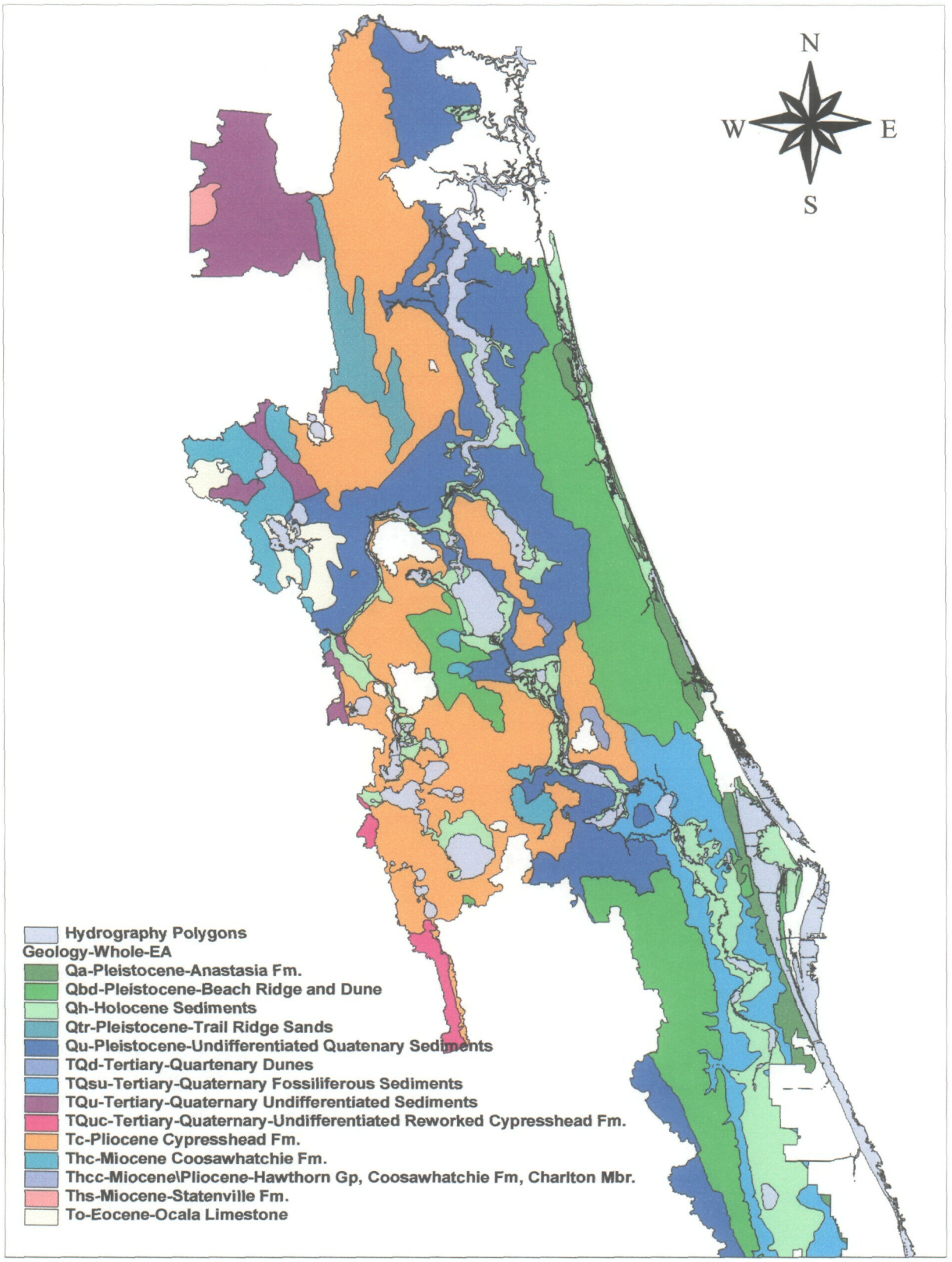
N
W
E
S
Hydrography Polygons
Geology-Whole-EA
Qa-Pleistocene-Anastasia Fm.
Qbd-Pleistocene-Beach Ridge and Dune
Qh-Holocene Sediments
Qtr-Pleistocene-Trail Ridge Sands
Qu-Pleistocene-Undifferentiated Quatenary Sediments
TQd-Tertiary-Quartenary Dunes
TQsu-Tertiary-Quaternary Fossiliferous Sediments
TQu-Tertiary-Quaternary Undifferentiated Sediments
TQuc-Tertiary-Quaternary-Undifferentiated Reworked Cypresshead Fm.
Tc-Pliocene Cypresshead Fm.
Thc-Miocene Coosawhatchie Fm.
Thcc-Miocene\Pliocene-Hawthorn Gp, Coosawhatchie Fm, Charlton Mbr.
Ths-Miocene-Statenville Fm.
To-Eocene-Ocala Limestone

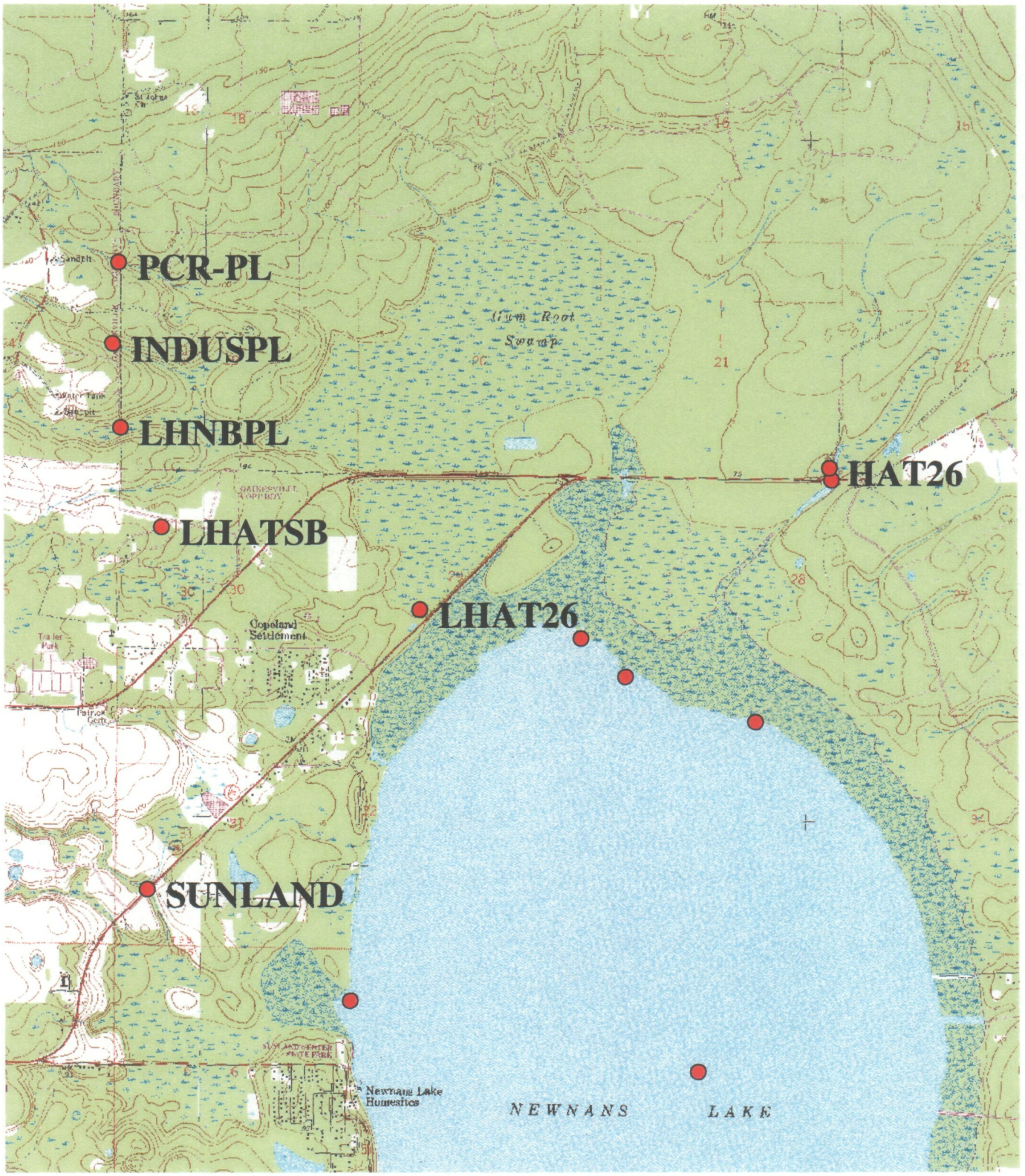

Hatchett Creek Area
Detailed Sites

N

0.2 0 0.2 0.4 Miles

Sediment Site

1:24000 Hydrography

The St. Johns River Water Management District prepares and uses this information for its own purposes and this information may not be suitable for other purposes. This information is provided "as is."
Further documentation of this data can be obtained by contacting: St. Johns River Water Management District, Geographic Information Systems,Program Management, P.O. Box 1429, Palatka, Florida 32178-1429. (904)329-4176

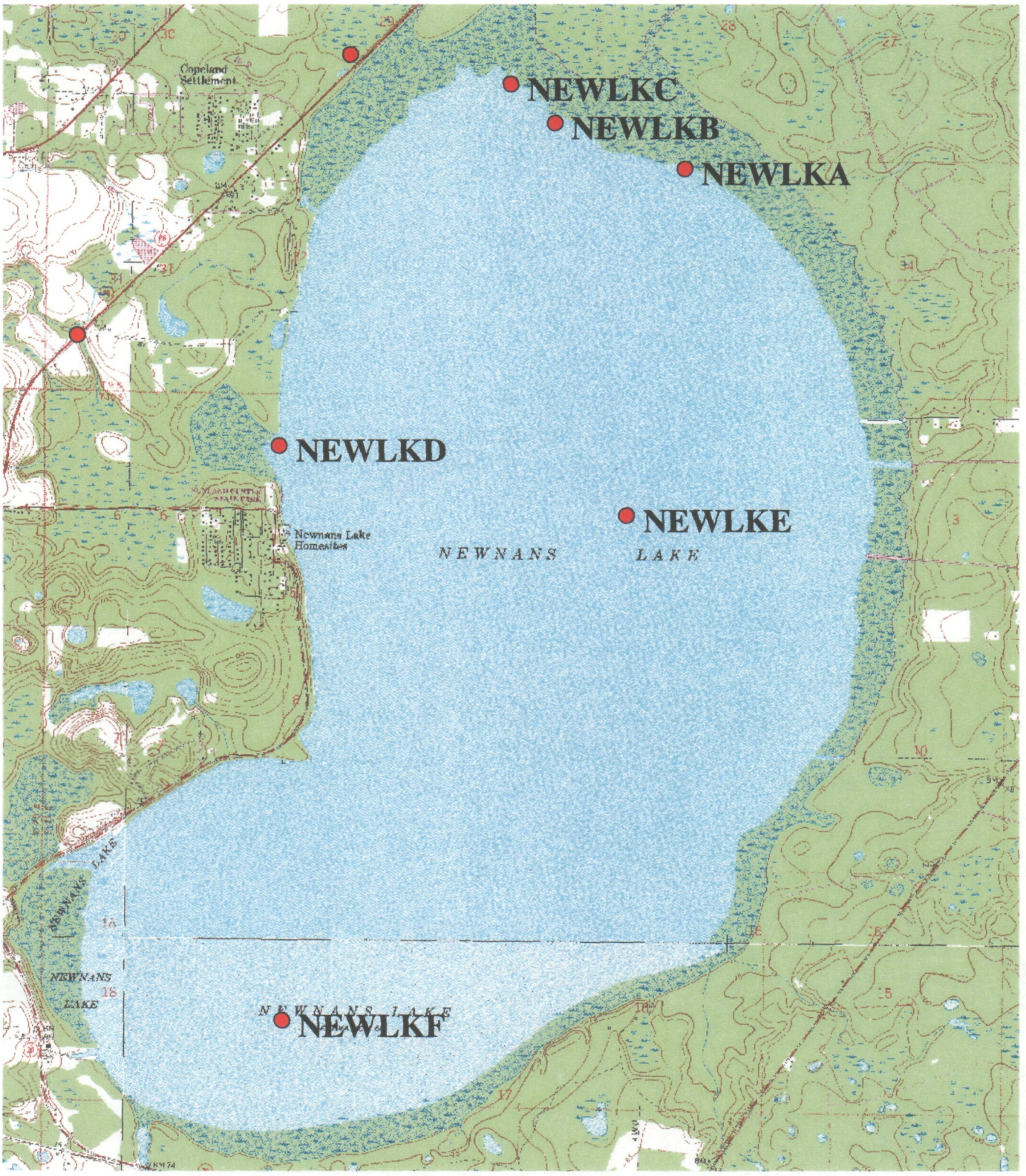

Newnans Lake
Detailed Sites

N

0.2 0 0.2 0.4 Miles

● Sediment Site

1:24000 Hydrography

The St. Johns River Water Management District prepares and uses this information for its own purposes and this information may not be suitable for other purposes. This information is provided "as is." Further documentation of this data can be obtained by contacting: St. Johns River Water Management District, Geographic Information Systems,Program Management, P.O. Box 1429, Palatka, Florida 32178-1429. (904)329-4176

BEAR

Reference Site

N

0.1 0 0.1 0.2 Miles

Bear Lake Northwestern end of Lake Center

● Sediment Site

The St. Johns River Water Management District prepares and uses this information for its own purposes and this information may not be suitable for other purposes. This information is provided "as is." Further documentation of this data can be obtained by contacting: St. Johns River Water Management District, Geographic Information Systems,Program Management, P.O. Box 1429, Palatka, Florida 32178-1429. (904)329-4176

BROWARD

Reference Site

N

0.1 0 0.1 0.2 Miles

Lake Broward Eastern shoreline Center

Sediment Site

The St. Johns River Water Management District prepares and uses this information for its own purposes and this information may not be suitable for other purposes. This information is provided "as is." Further documentation of this data can be obtained by contacting: St. Johns River Water Management District, Geographic Information Systems,Program Management, P.O. Box 1429, Palatka, Florida 32178-1429. (904)329-4176

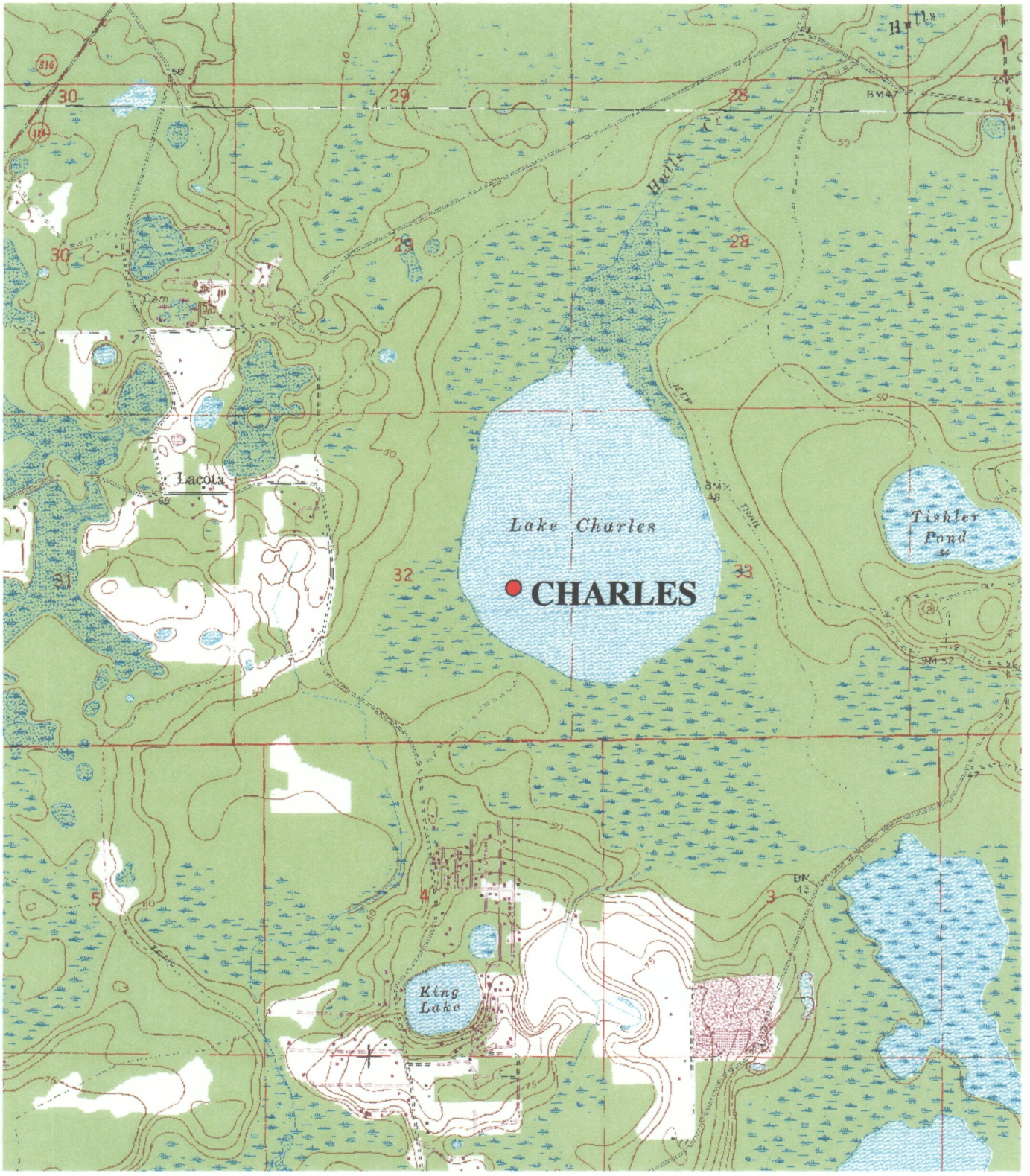

CHARLES

Reference Site

N

0.1 0 0.1 0.2 Miles

Lake Charles Southwestern part of Lake

● Sediment Site

The St. Johns River Water Management District prepares and uses this information for its own purposes and this information may not be suitable for other purposes. This information is provided "as is." Further documentation of this data can be obtained by contacting: St. Johns River Water Management District, Geographic Information Systems,Program Management, P.O. Box 1429, Palatka, Florida 32178-1429. (904)329-4176

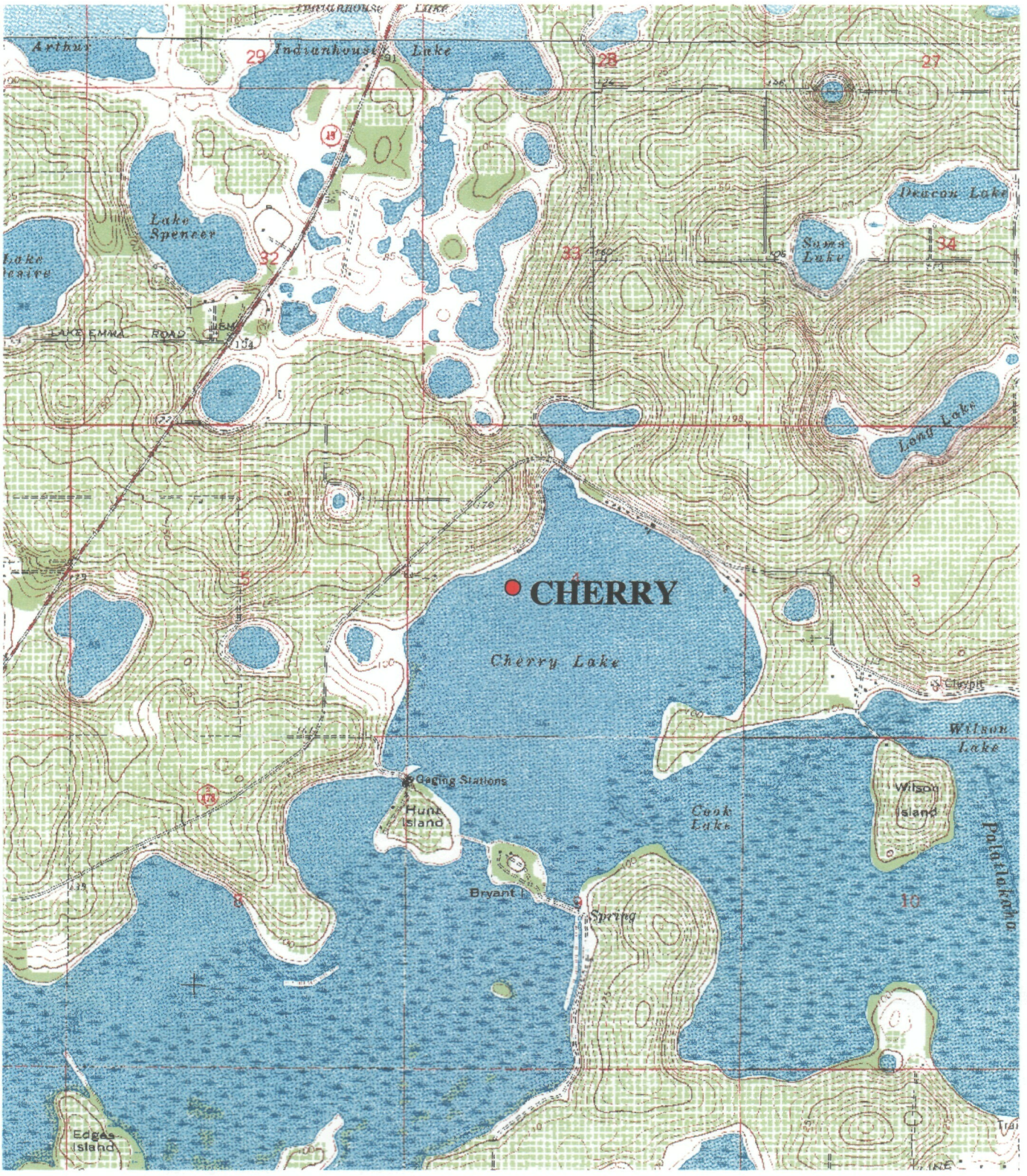

CHERRY

Reference Site

N

0.1 0 0.1 0.2 Miles

Cherry Lake Northwestern side of Lake Center

Sediment Site

The St. Johns River Water Management District prepares and uses this information for its own purposes and this information may not be suitable for other purposes. This information is provided "as is." Further documentation of this data can be obtained by contacting: St. Johns River Water Management District, Geographic Information Systems,Program Management, P.O. Box 1429, Palatka, Florida 32178-1429. (904)329-4176

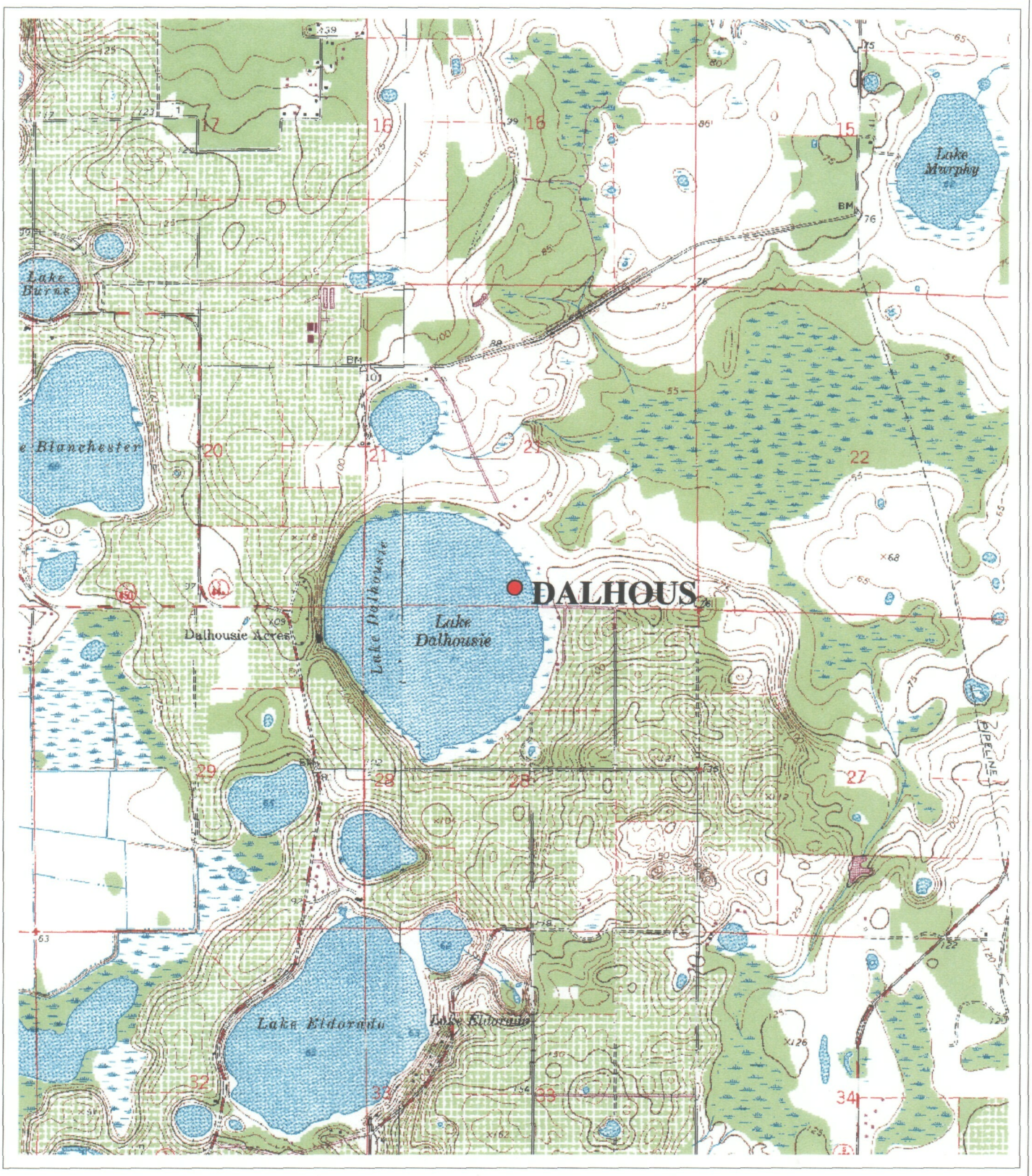

DALHOUS

Reference Site

N

0.1 0 0.1 0.2 Miles

Lake Dalhousie Eastern side of Lake

● Sediment Site

The St. Johns River Water Management District prepares and uses this information for its own purposes and this information may not be suitable for other purposes. This information is provided "as is." Further documentation of this data can be obtained by contacting: St. Johns River Water Management District, Geographic Information Systems,Program Management, P.O. Box 1429, Palatka, Florida 32178-1429. (904)329-4176

DIAS

Reference Site

N

0.1 0 0.1 0.2 Miles

Lake Dias North Side of Lake Center

Sediment Site

The St. Johns River Water Management District prepares and uses this information for its own purposes and this information may not be suitable for other purposes. This information is provided "as is."
Further documentation of this data can be obtained by contacting: St. Johns River Water Management District, Geographic Information Systems,Program Management, P.O. Box 1429, Palatka, Florida 32178-1429. (904)329-4176

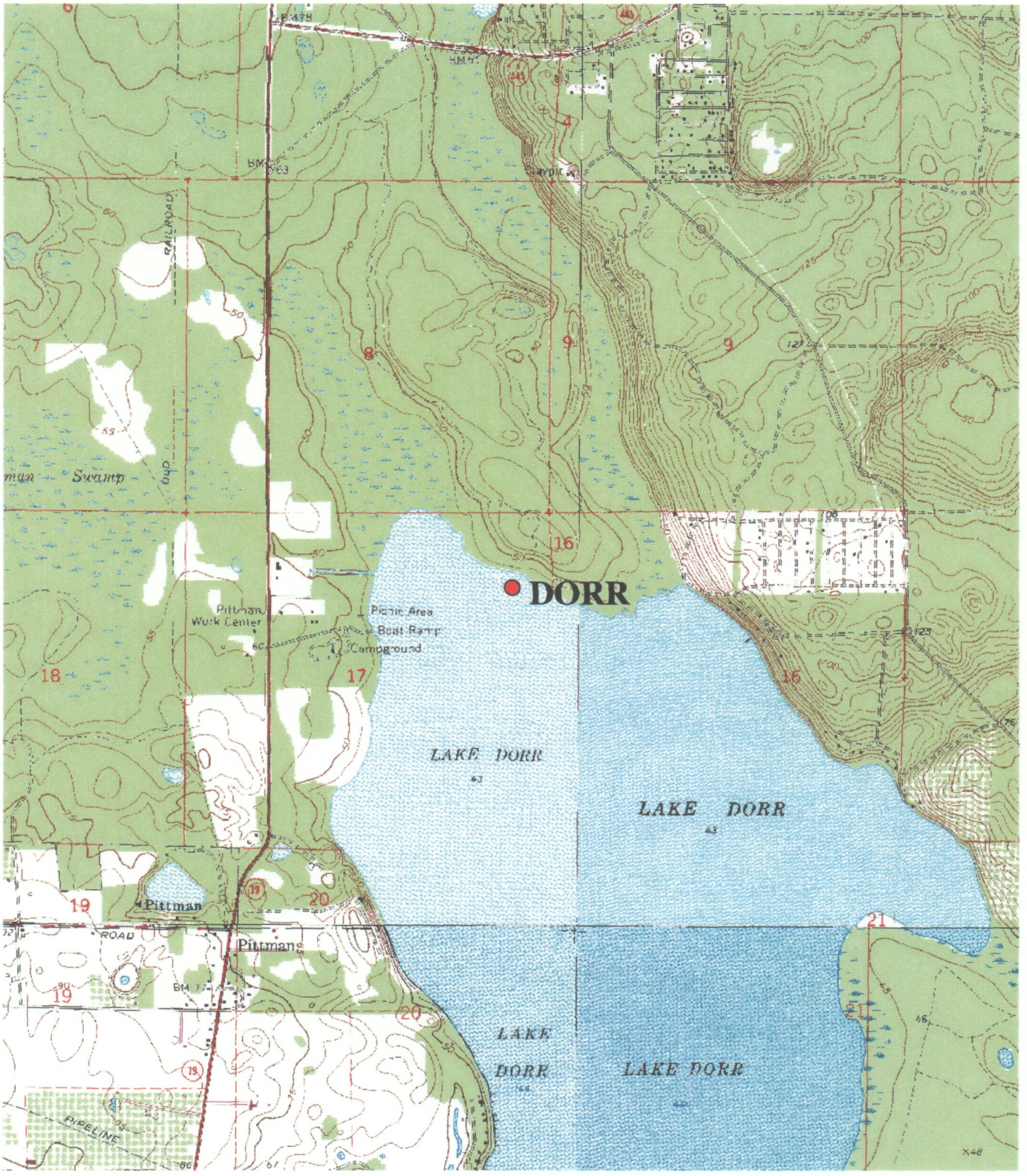

DORR

Reference Site

N

0.1 0 0.1 0.2 Miles

Lake Dorr North end of Lake

● Sediment Site

The St. Johns River Water Management District prepares and uses this information for its own purposes and this information may not be suitable for other purposes. This information is provided "as is." Further documentation of this data can be obtained by contacting: St. Johns River Water Management District, Geographic Information Systems,Program Management, P.O. Box 1429, Palatka, Florida 32178-1429. (904)329-4176

HALFMOON

Reference Site

N

0.1 0 0.1 0.2 Miles

Halfmoon Lake North West Lobe

Sediment Site

The St. Johns River Water Management District prepares and uses this information for its own purposes and this information may not be suitable for other purposes. This information is provided "as is."
Further documentation of this data can be obtained by contacting: St. Johns River Water Management District, Geographic Information Systems,Program Management, P.O. Box 1429, Palatka, Florida 32178-1429. (904)329-4176

HELENA

Reference Site

N

0.1 0 0.1 0.2 Miles

Helena Run

Sediment Site

The St. Johns River Water Management District prepares and uses this information for its own purposes and this information may not be suitable for other purposes. This information is provided "as is." Further documentation of this data can be obtained by contacting: St. Johns River Water Management District, Geographic Information Systems,Program Management, P.O. Box 1429, Palatka, Florida 32178-1429. (904)329-4176

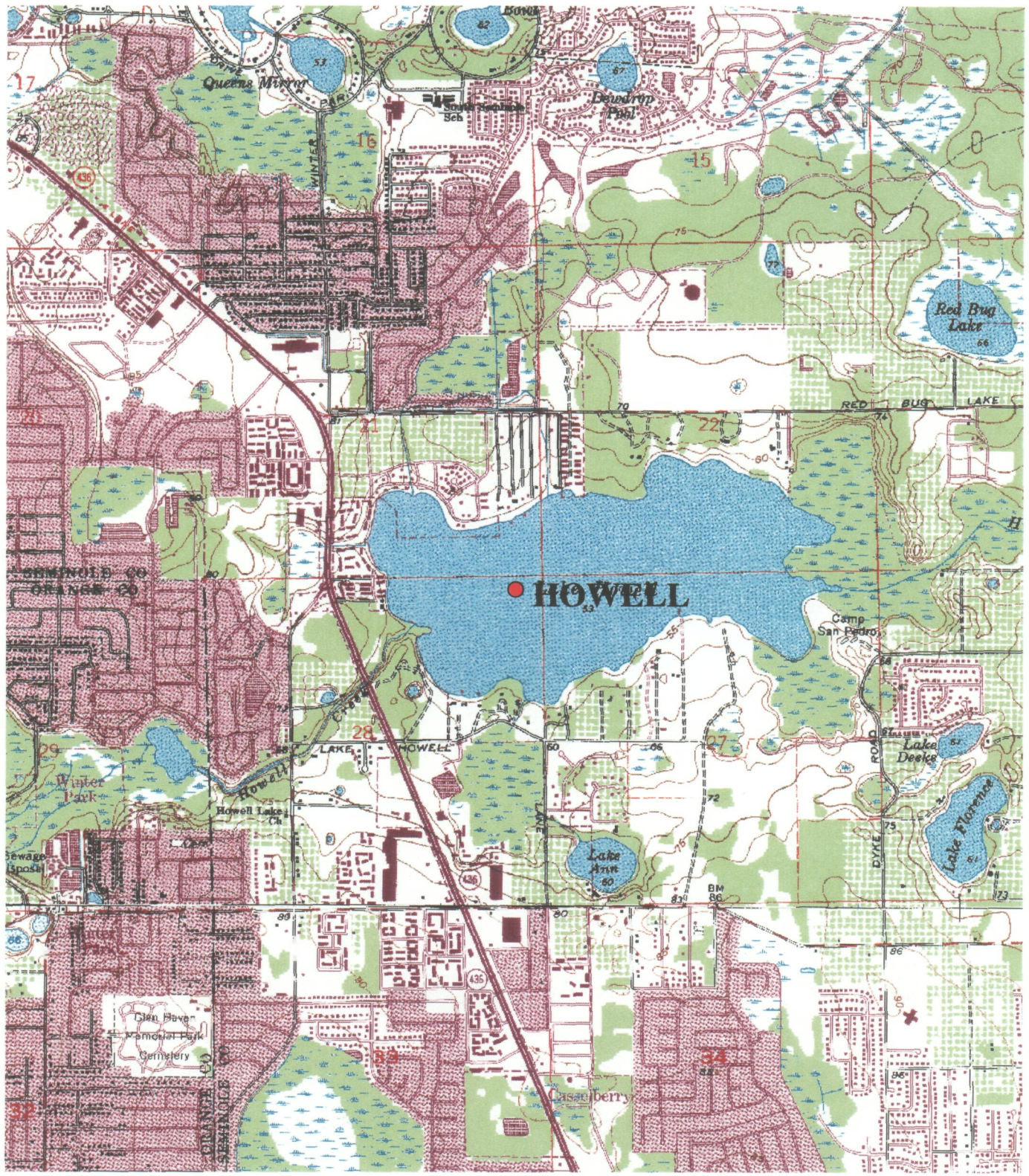

HOWELL

Reference Site

N

0.1 0 0.1 0.2 Miles

Lake Howell Center-West end of Lake

● Sediment Site

The St. Johns River Water Management District prepares and uses this information for its own purposes and this information may not be suitable for other purposes. This information is provided "as is."
Further documentation of this data can be obtained by contacting: St. Johns River Water Management District, Geographic Information Systems,Program Management, P.O. Box 1429, Palatka, Florida 32178-1429. (904)329-4176

JOHNSON

Reference Site

N

0.1 0 0.1 0.2 Miles

Lake Johnson Center of Lake

Sediment Site

The St. Johns River Water Management District prepares and uses this information for its own purposes and this information may not be suitable for other purposes. This information is provided "as is." Further documentation of this data can be obtained by contacting: St. Johns River Water Management District, Geographic Information Systems,Program Management, P.O. Box 1429, Palatka, Florida 32178-1429. (904)329-4176

KERR

Reference Site

N

0.1 0 0.1 0.2 Miles

Lake Kerr South Western Tip of Kauffmans Island

● Sediment Site

The St. Johns River Water Management District prepares and uses this information for its own purposes and this information may not be suitable for other purposes. This information is provided "as is." Further documentation of this data can be obtained by contacting: St. Johns River Water Management District, Geographic Information Systems,Program Management, P.O. Box 1429, Palatka, Florida 32178-1429. (904)329-4176

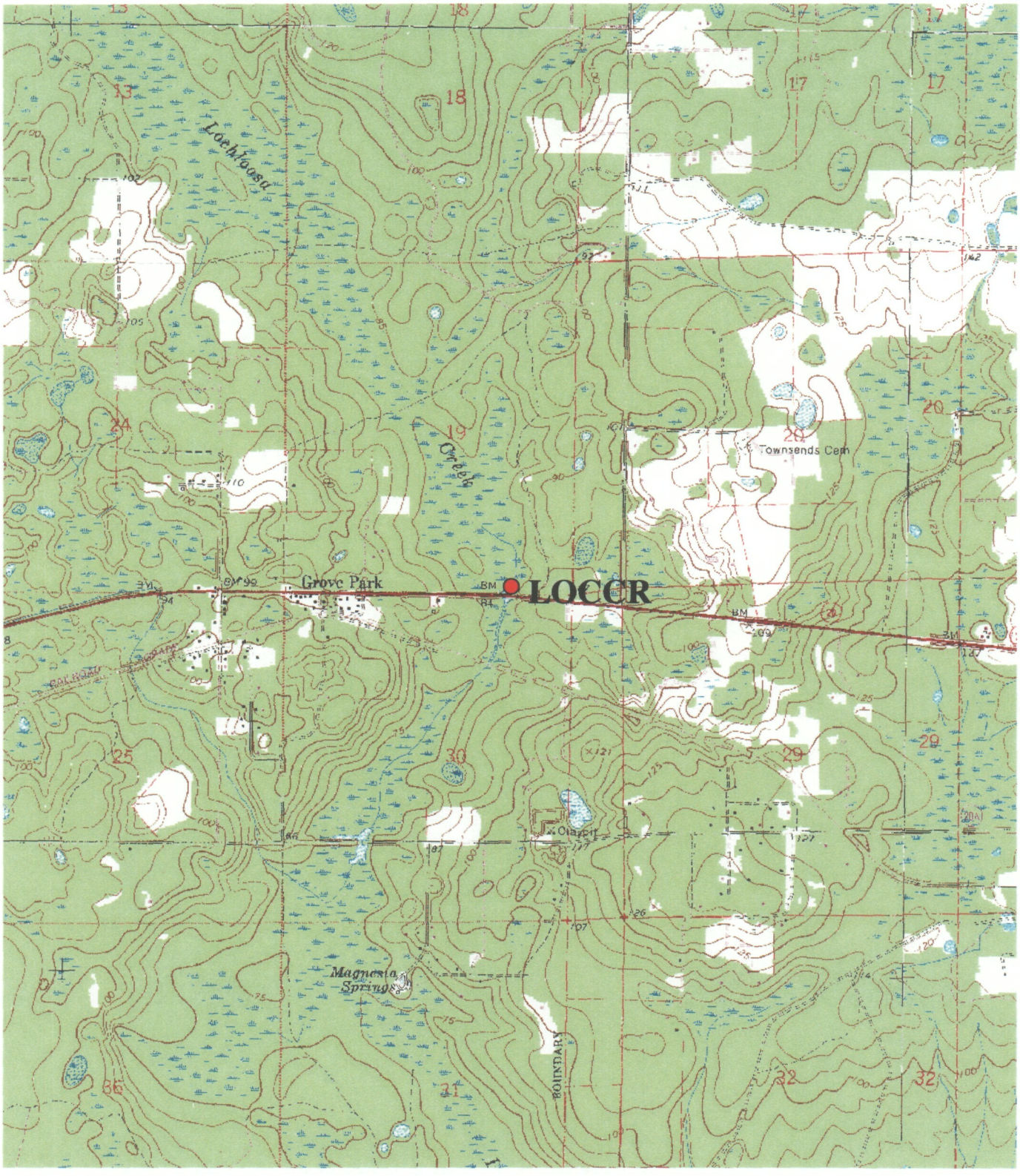

LOCCR

Reference Site

N

0.1 0 0.1 0.2 Miles

Lochloosa Creek at SR 20

Sediment Site

The St. Johns River Water Management District prepares and uses this information for its own purposes and this information may not be suitable for other purposes. This information is provided "as is."
Further documentation of this data can be obtained by contacting: St. Johns River Water Management District, Geographic Information Systems,Program Management, P.O. Box 1429, Palatka, Florida 32178-1429. (904)329-4176

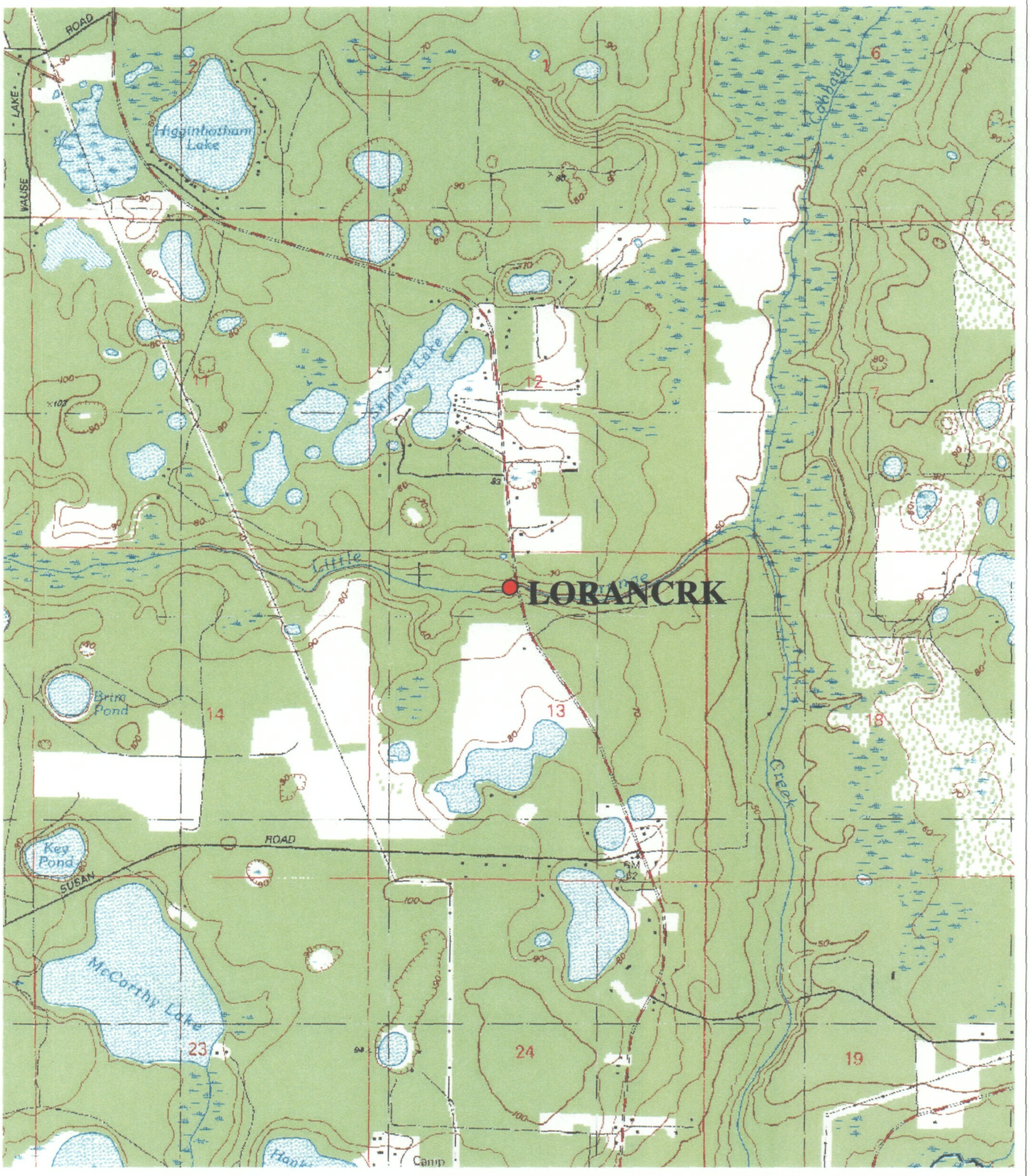

LORANCRK

Reference Site

N

0.1 0 0.1 0.2 Miles

Little Orange Creek At SR 21

● Sediment Site

The St. Johns River Water Management District prepares and uses this information for its own purposes and this information may not be suitable for other purposes. This information is provided "as is." Further documentation of this data can be obtained by contacting: St. Johns River Water Management District, Geographic Information Systems,Program Management, P.O. Box 1429, Palatka, Florida 32178-1429. (904)329-4176

LOUISA

Reference Site

N

0.1 0 0.1 0.2 Miles

Lake Louisa North end of Lake

Sediment Site

The St. Johns River Water Management District prepares and uses this information for its own purposes and this information may not be suitable for other purposes. This information is provided "as is." Further documentation of this data can be obtained by contacting: St. Johns River Water Management District, Geographic Information Systems,Program Management, P.O. Box 1429, Palatka, Florida 32178-1429. (904)329-4176

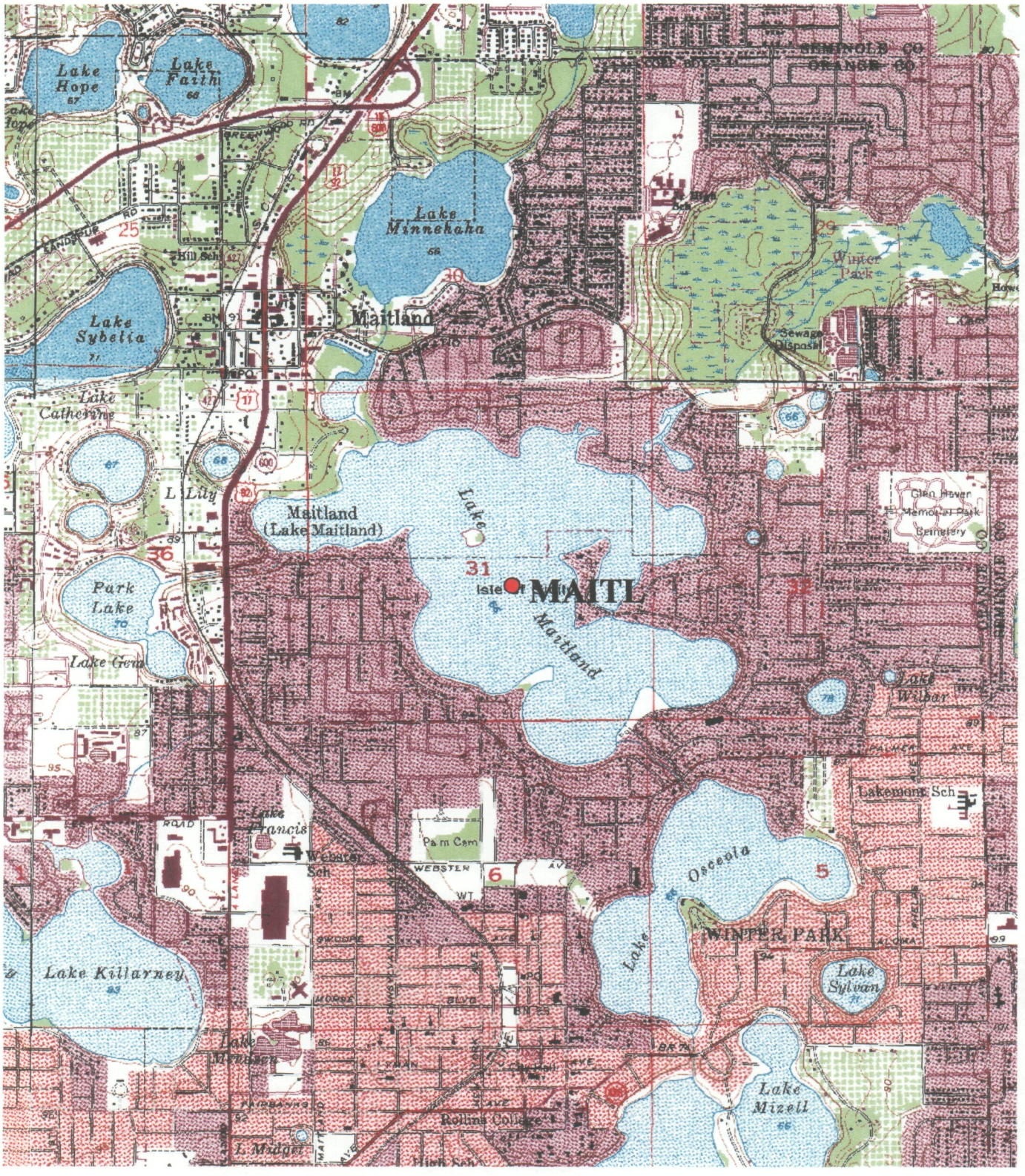

MAITL

Reference Site

N

0.1 0 0.1 0.2 Miles

Lake Maitland Center of Lake

● Sediment Site

The St. Johns River Water Management District prepares and uses this information for its own purposes and this information may not be suitable for other purposes. This information is provided "as is." Further documentation of this data can be obtained by contacting: St. Johns River Water Management District, Geographic Information Systems,Program Management, P.O. Box 1429, Palatka, Florida 32178-1429. (904)329-4176

MILLD

Reference Site

N

0.1 0 0.1 0.2 Miles

Mill Dam Lake Eastern Center Side of Lake

Sediment Site

The St. Johns River Water Management District prepares and uses this information for its own purposes and this information may not be suitable for other purposes. This information is provided "as is."
Further documentation of this data can be obtained by contacting: St. Johns River Water Management District, Geographic Information Systems,Program Management, P.O. Box 1429, Palatka, Florida 32178-1429. (904)329-4176

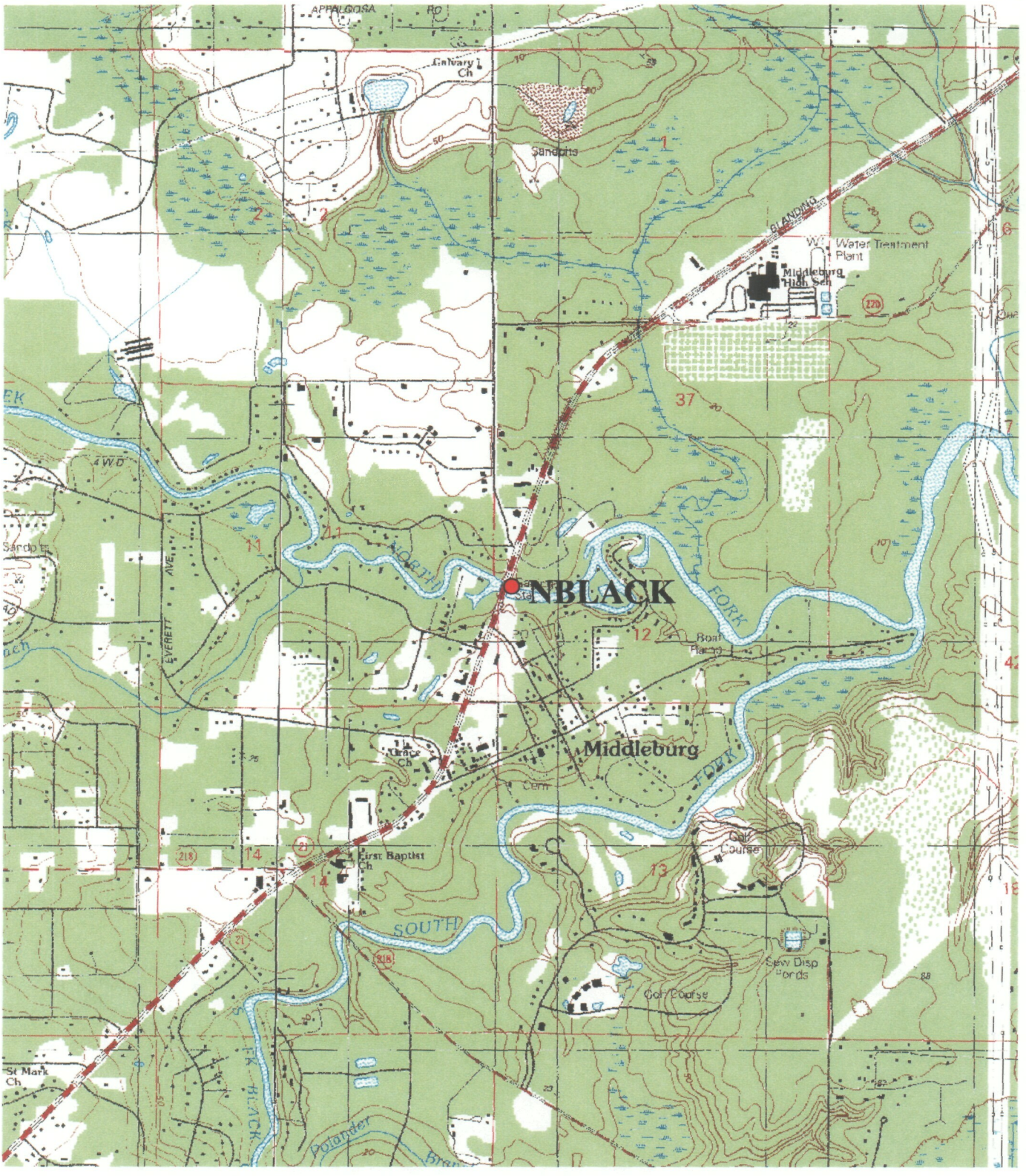

NBLACK

Reference Site

N

0.1 0 0.1 0.2 Miles

North Fork of Black Creek at SR 21 on Downstream Side

Sediment Site

The St. Johns River Water Management District prepares and uses this information for its own purposes and this information may not be suitable for other purposes. This information is provided "as is."
Further documentation of this data can be obtained by contacting: St. Johns River Water Management District, Geographic Information Systems,Program Management, P.O. Box 1429, Palatka, Florida 32178-1429. (904)329-4176

NORRIS

Reference Site

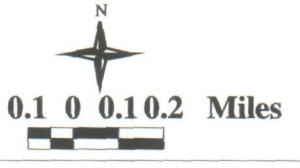

Lake Norris Norther Side of Lake in Center of Cove

● **Sediment Site**

The St. Johns River Water Management District prepares and uses this information for its own purposes and this information may not be suitable for other purposes. This information is provided "as is."
Further documentation of this data can be obtained by contacting: St. Johns River Water Management District, Geographic Information Systems,Program Management, P.O. Box 1429, Palatka, Florida 32178-1429. (904)329-4176

OLA

Reference Site

N

0.1 0 0.1 0.2 Miles

Lake Ola South Eastern Side of Lake

Sediment Site

The St. Johns River Water Management District prepares and uses this information for its own purposes and this *information may not be suitable for other purposes.* This information is provided "as is."
Further documentation of this data can be obtained by contacting: St. Johns River Water Management District, Geographic Information Systems,Program Management, P.O. Box 1429, Palatka, Florida 32178-1429. (904)329-4176

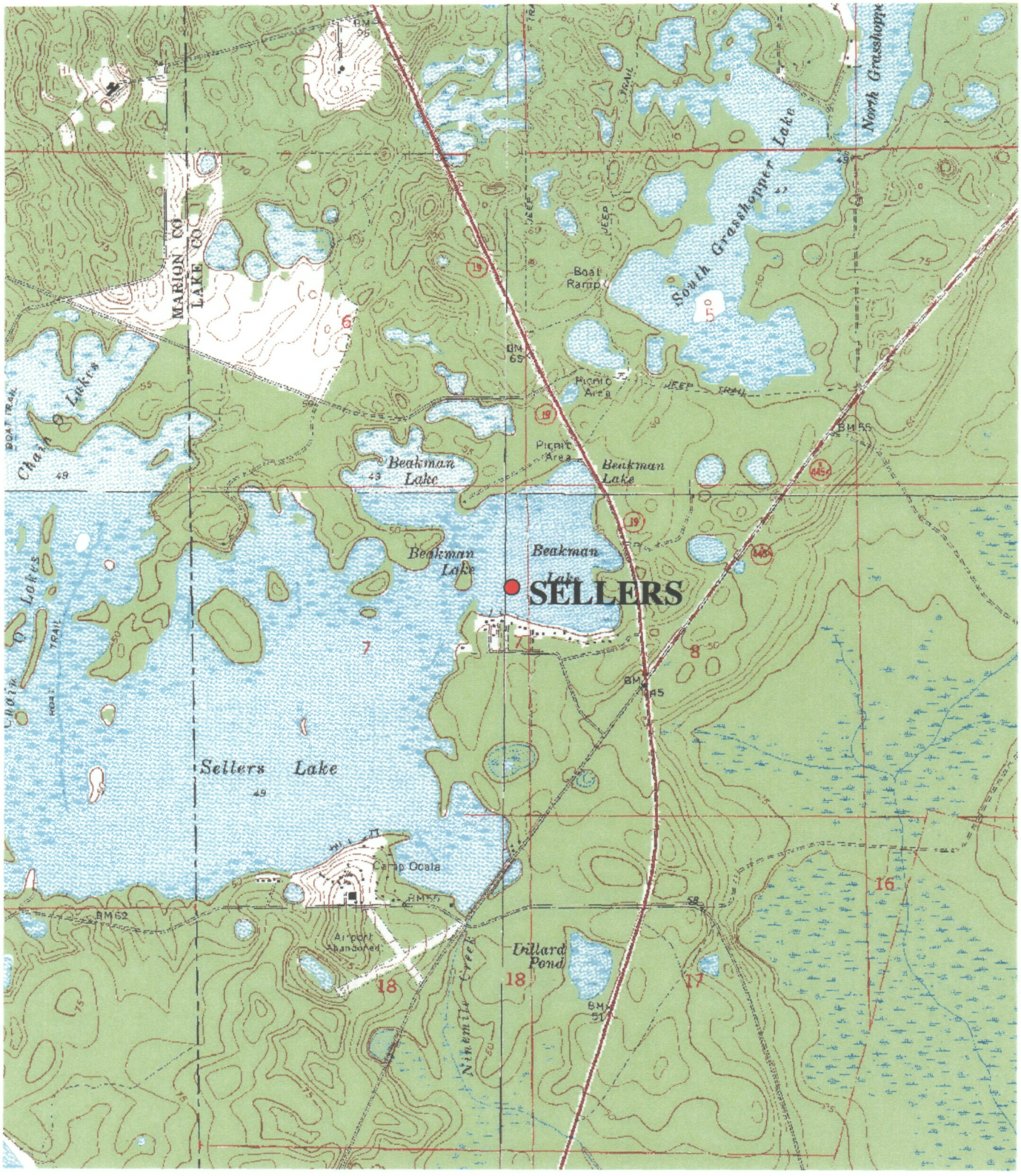

SELLERS

Reference Site

N

0.1 0 0.1 0.2 Miles

Lake Sellers Norheastern Lobe

● Sediment Site

The St. Johns River Water Management District prepares and uses this information for its own purposes and this information may not be suitable for other purposes. This information is provided "as is."
Further documentation of this data can be obtained by contacting: St. Johns River Water Management District, Geographic Information Systems,Program Management, P.O. Box 1429, Palatka, Florida 32178-1429. (904)329-4176

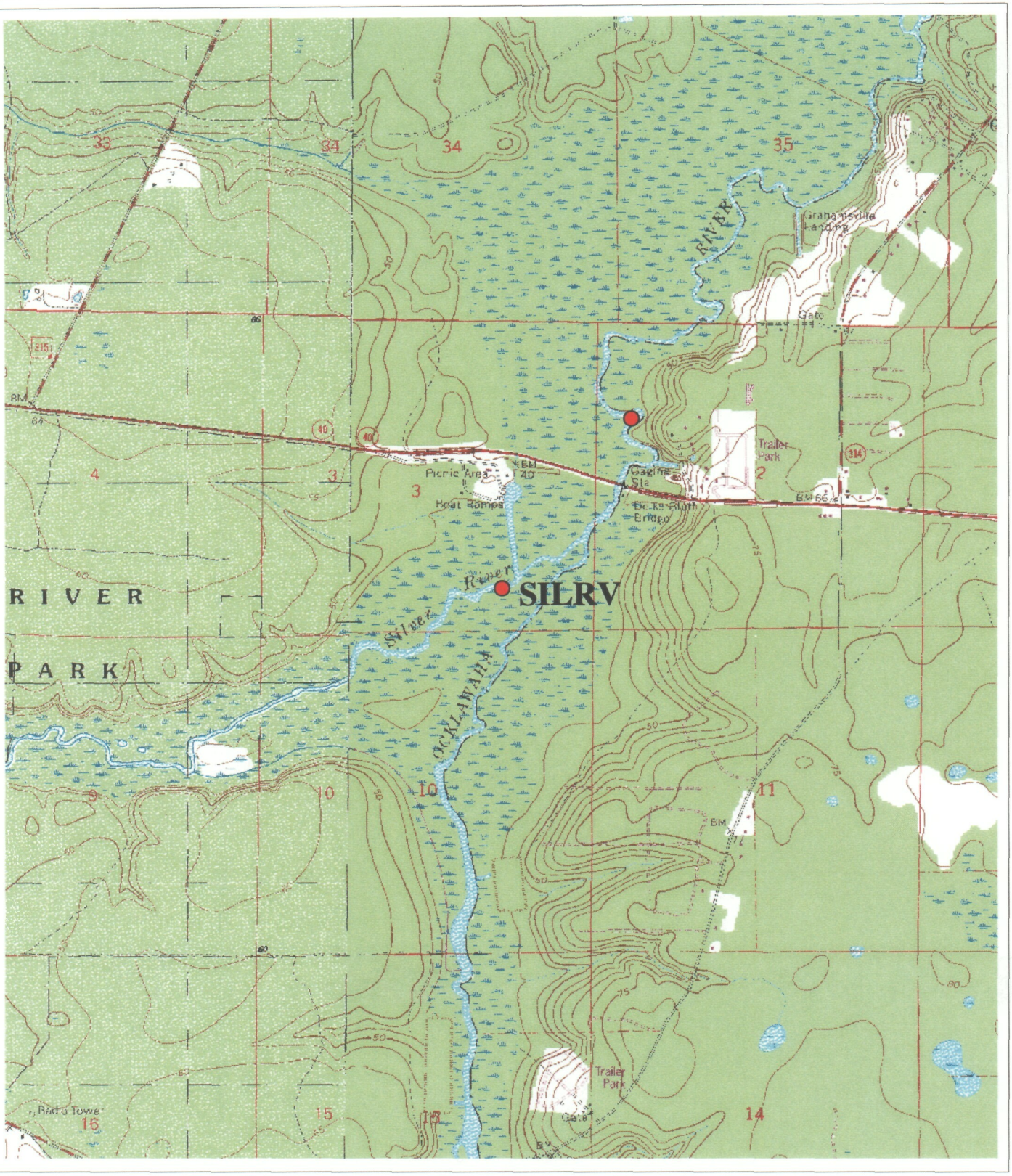

SILRV

Reference Site

N

0.1 0 0.1 0.2 Miles

Silver River

● Sediment Site

The St. Johns River Water Management District prepares and uses this information for its own purposes and this information may not be suitable for other purposes. This information is provided "as is." Further documentation of this data can be obtained by contacting: St. Johns River Water Management District, Geographic Information Systems,Program Management, P.O. Box 1429, Palatka, Florida 32178-1429. (904)329-4176

SJRJESUP

Reference Site

N

0.1 0 0.1 0.2 Miles

Mid SJR at East of Barge Canal near JJ Fish Camp

Sediment Site

The St. Johns River Water Management District prepares and uses this information for its own purposes and this information may not be suitable for other purposes. This information is provided "as is."
Further documentation of this data can be obtained by contacting: St. Johns River Water Management District, Geographic Information Systems,Program Management, P.O. Box 1429, Palatka, Florida 32178-1429. (904)329-4176

SJRPLTKA

Reference Site

N

0.1 0 0.1 0.2 Miles

SJR at Palatka

● Sediment Site

The St. Johns River Water Management District prepares and uses this information for its own purposes and this information may not be suitable for other purposes. This information is provided "as is."
Further documentation of this data can be obtained by contacting: St. Johns River Water Management District, Geographic Information Systems,Program Management, P.O. Box 1429, Palatka, Florida 32178-1429. (904)329-4176

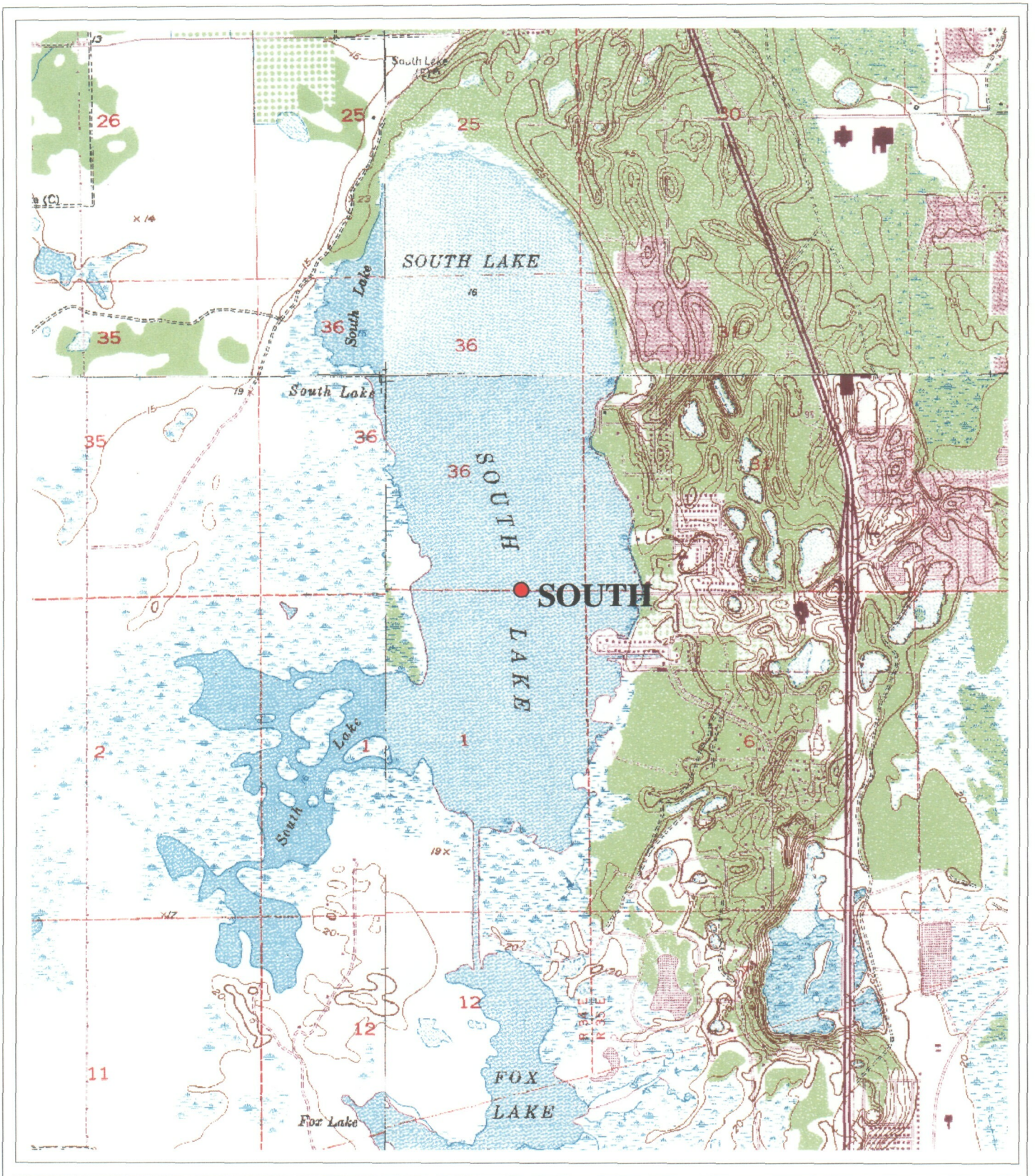

SOUTH

Reference Site

N

0.1 0 0.1 0.2 Miles

South Lake

Sediment Site

The St. Johns River Water Management District prepares and uses this information for its own purposes and this information may not be suitable for other purposes. This information is provided "as is."
Further documentation of this data can be obtained by contacting: St. Johns River Water Management District, Geographic Information Systems,Program Management, P.O. Box 1429, Palatka, Florida 32178-1429. (904)329-4176

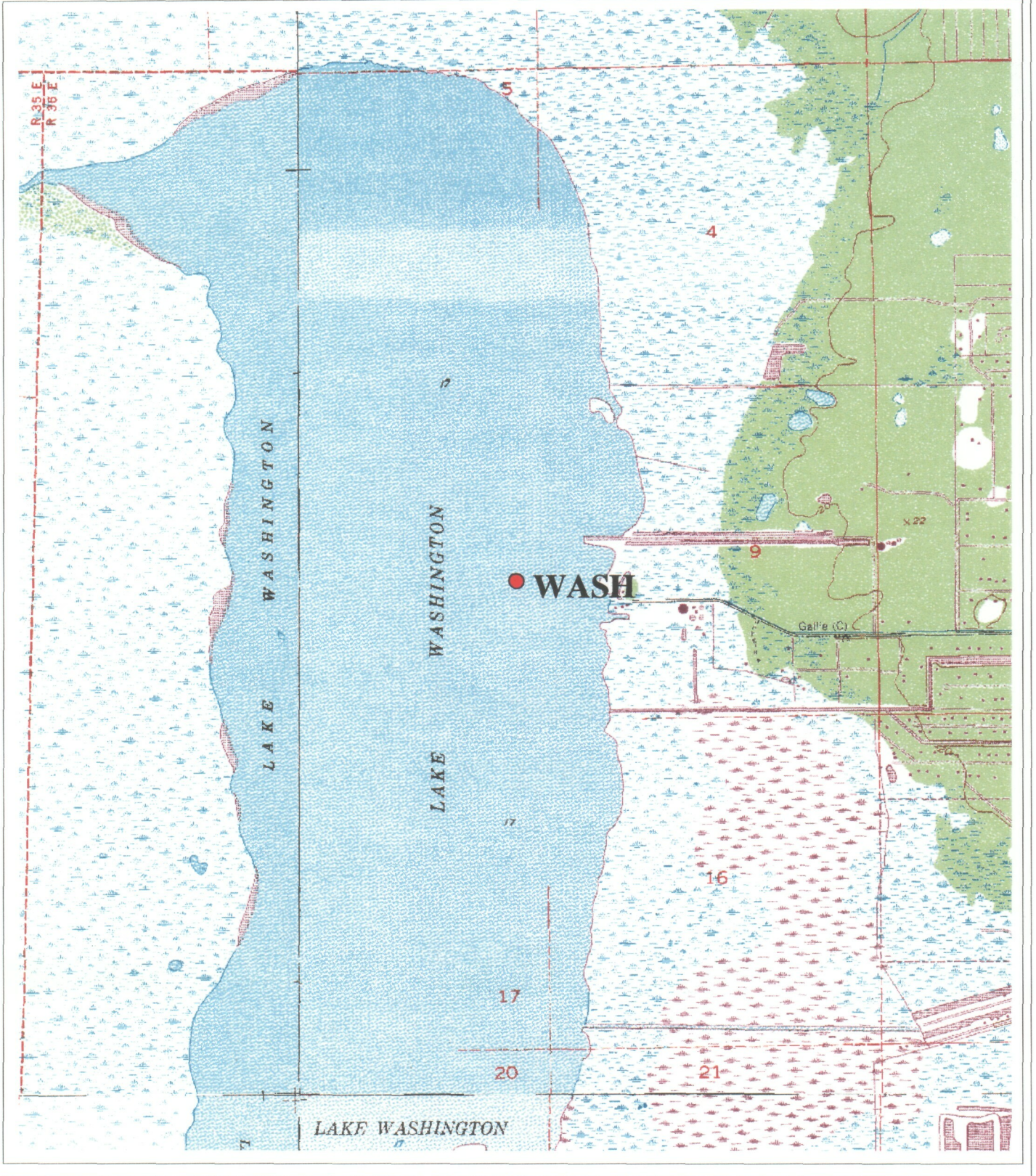

WASH

Reference Site

N

0.1 0 0.1 0.2 Miles

Lake Washington

Sediment Site

The St. Johns River Water Management District prepares and uses this information for its own purposes and this information may not be suitable for other purposes. This information is provided "as is."
Further documentation of this data can be obtained by contacting: St. Johns River Water Management District, Geographic Information Systems,Program Management, P.O. Box 1429, Palatka, Florida 32178-1429. (904)329-4176

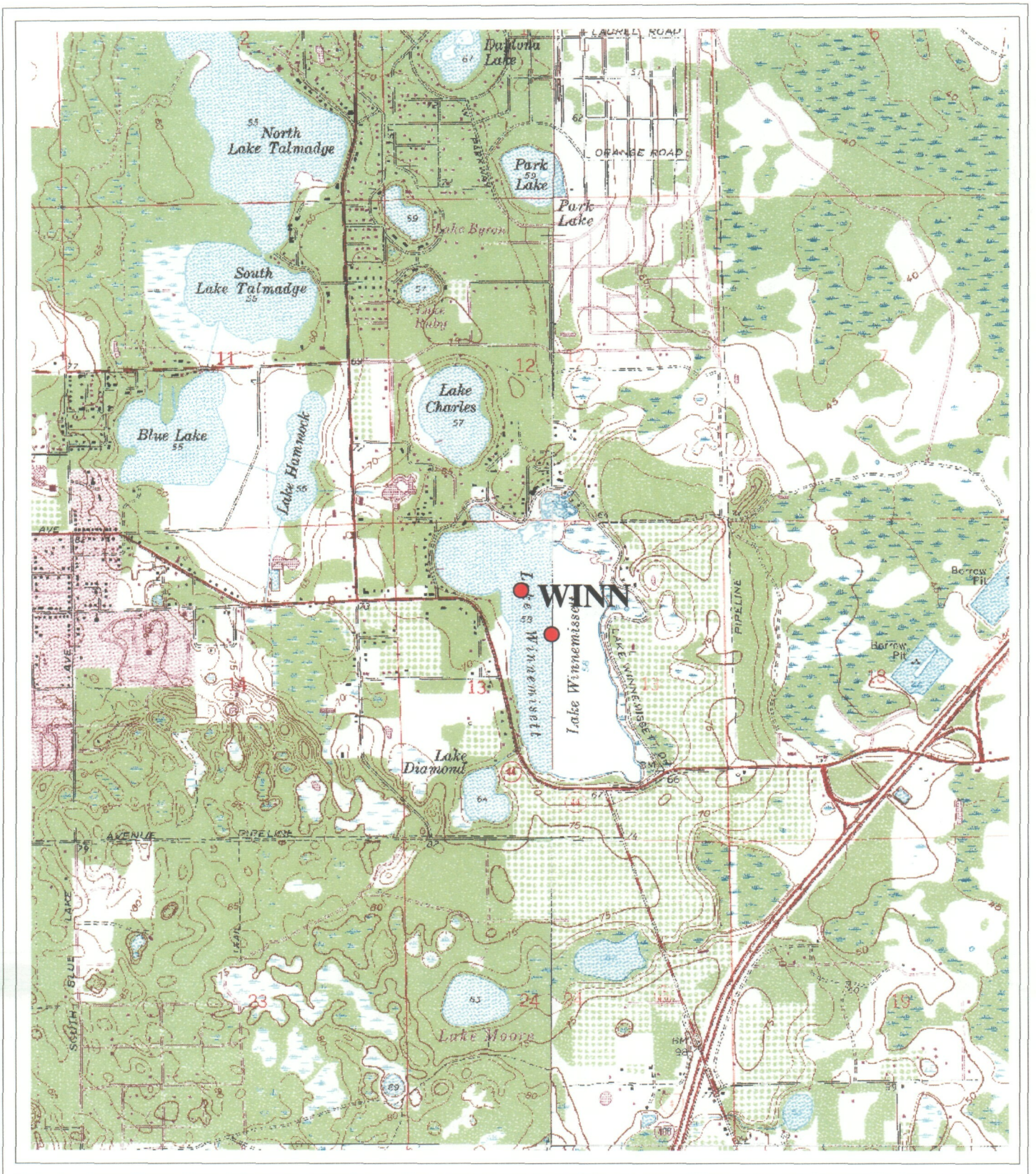

WINN

Reference Site

N

0.1 0 0.1 0.2 Miles

Lake Winnemisett

Sediment Site

The St. Johns River Water Management District prepares and uses this information for its own purposes and this information may not be suitable for other purposes. This information is provided "as is."
Further documentation of this data can be obtained by contacting: St. Johns River Water Management District, Geographic Information Systems,Program Management, P.O. Box 1429, Palatka, Florida 32178-1429. (904)329-4176

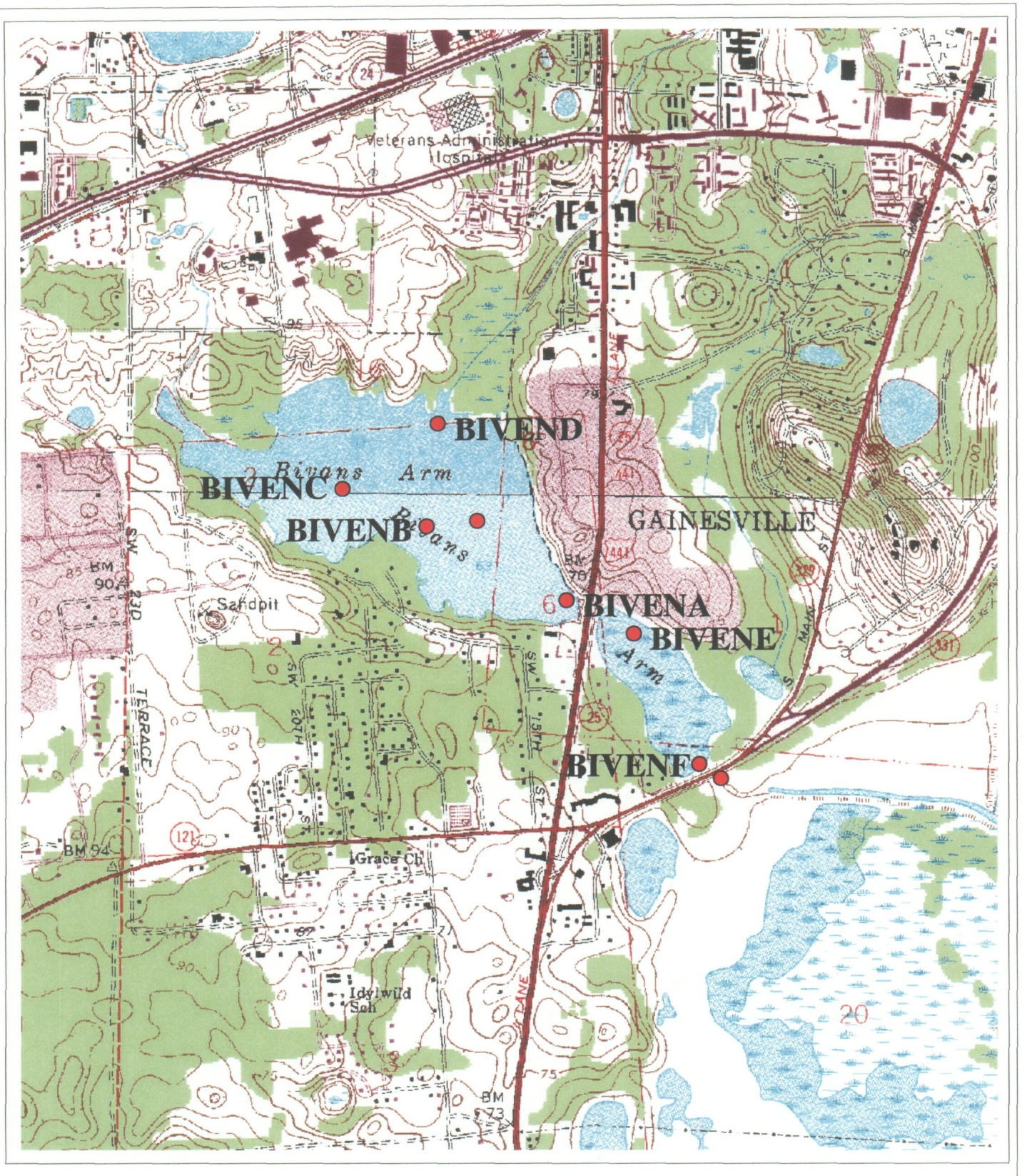

Bivens Arm

Detailed Sites

N

0.08 0 0.080.16 Miles

● **Sediment Site**

1:24000 Hydrography

The St. Johns River Water Management District prepares and uses this information for its own purposes and this information may not be suitable for other purposes. This information is provided "as is."
Further documentation of this data can be obtained by contacting: St. Johns River Water Management District, Geographic Information Systems,Program Management, P.O. Box 1429, Palatka, Florida 32178-1429. (904)329-4176

Sweet Water Branch
Detailed Sites

N

0.2 0 0.2 0.4 Miles

● Sediment Site

1:24000 Hydrography

The St. Johns River Water Management District prepares and uses this information for its own purposes and this information may not be suitable for other purposes. This information is provided "as is." Further documentation of this data can be obtained by contacting: St. Johns River Water Management District, Geographic Information Systems,Program Management, P.O. Box 1429, Palatka, Florida 32178-1429. (904)329-4176



Hogtown Creek
Detailed Sites

N

0.2 0 0.2 0.4 Miles

Sediment Site

1:24000 Hydrography

The St. Johns River Water Management District prepares and uses this information for its own purposes and this information may not be suitable for other purposes. This information is provided "as is." Further documentation of this data can be obtained by contacting: St. Johns River Water Management District, Geographic Information Systems,Program Management, P.O. Box 1429, Palatka, Florida 32178-1429. (904)329-4176

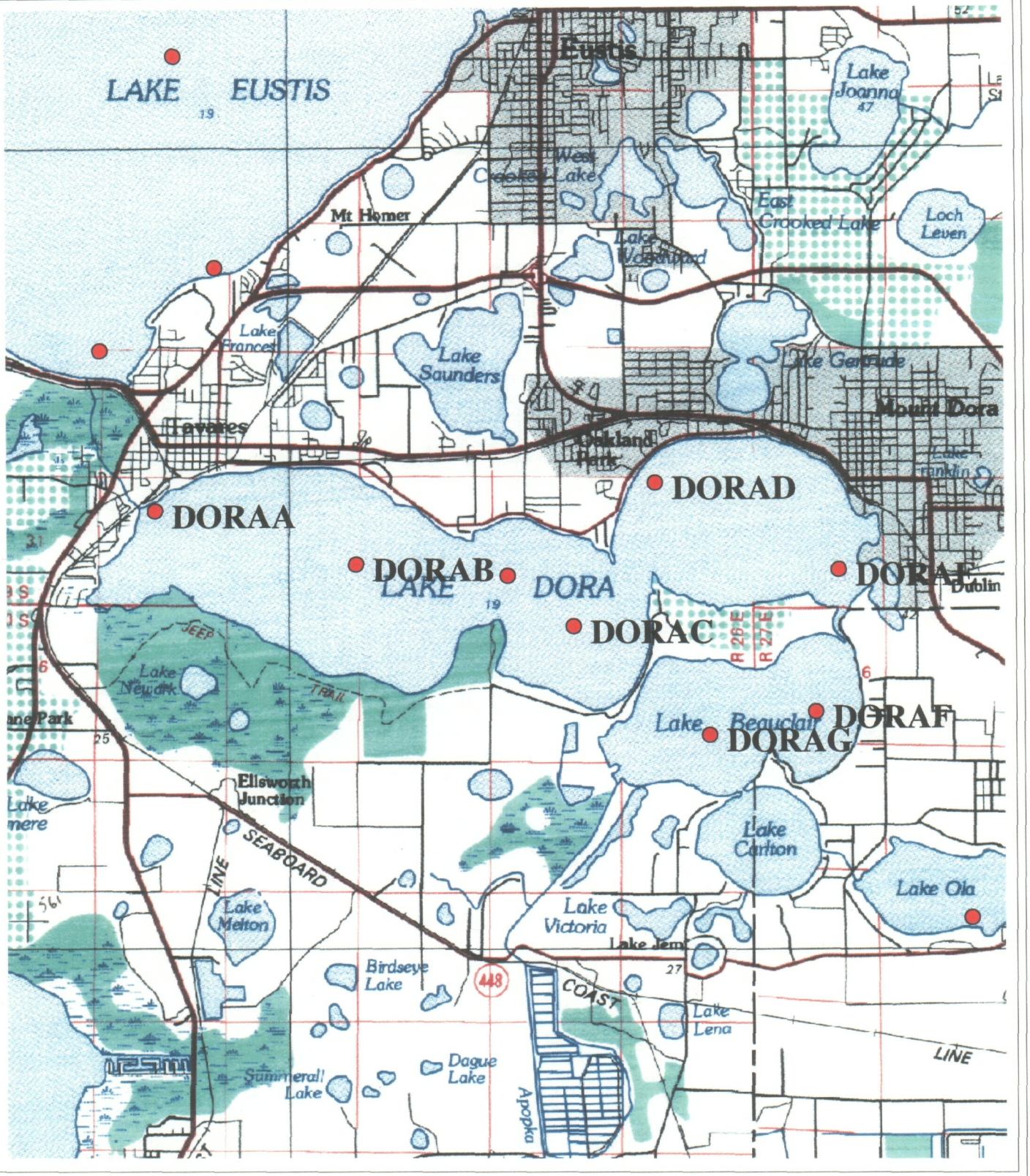

Lake Dora

Detailed Sites

N

0.4 0 0.4 0.8 Miles

● Sediment Site

1:100000 Hydrography

The St. Johns River Water Management District prepares and uses this information for its own purposes and this information may not be suitable for other purposes. This information is provided "as is."
Further documentation of this data can be obtained by contacting: St. Johns River Water Management District, Geographic Information Systems,Program Management, P.O. Box 1429, Palatka, Florida 32178-1429. (904)329-4176

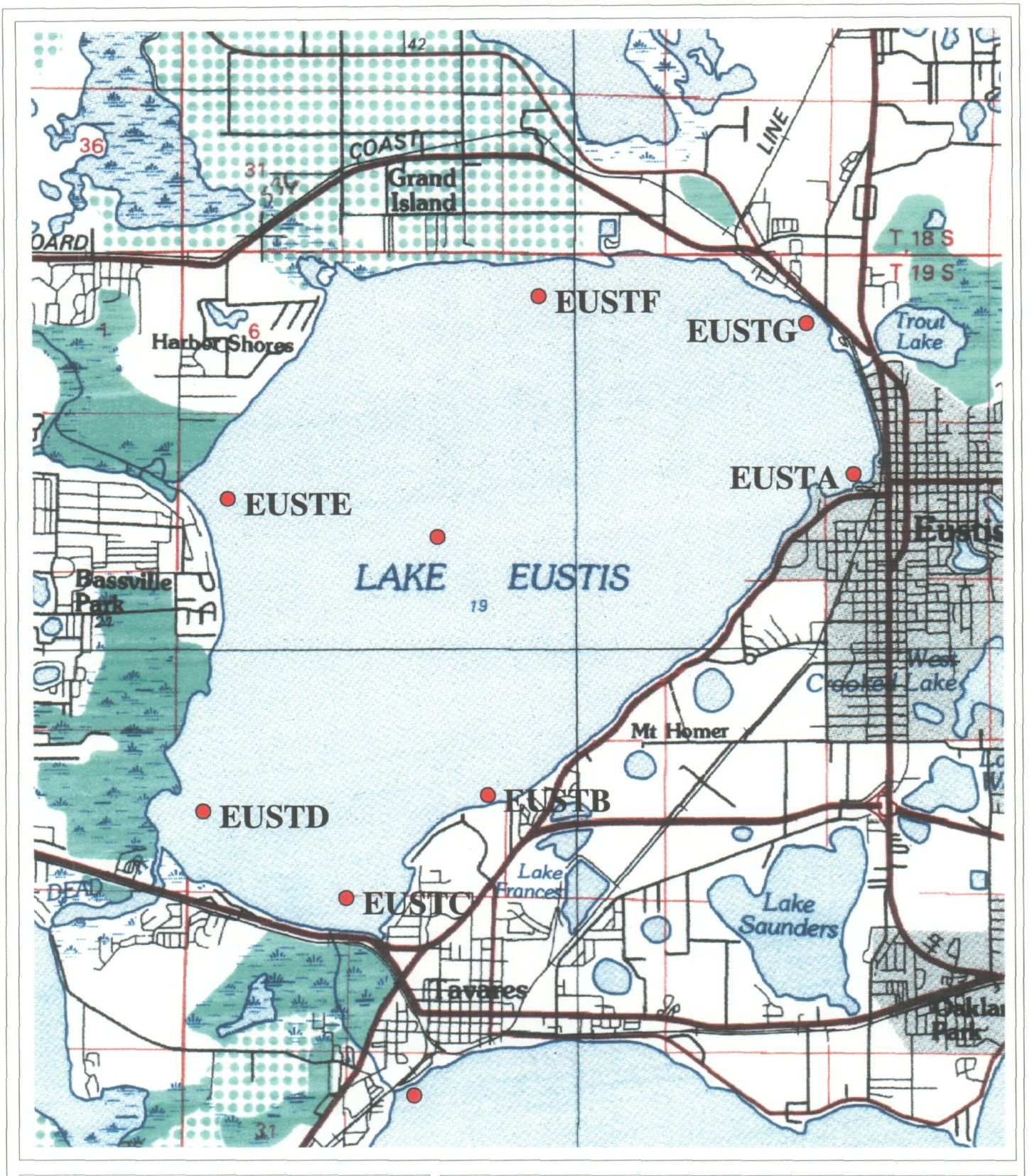

Lake Eustis
Detailed Sites

N

0.3 0 0.3 0.6 Miles

Sediment Site

1:100000 Hydrography

The St. Johns River Water Management District prepares and uses this information for its own purposes and this information may not be suitable for other purposes. This information is provided "as is."
Further documentation of this data can be obtained by contacting: St. Johns River Water Management District, Geographic Information Systems,Program Management, P.O. Box 1429, Palatka, Florida 32178-1429. (904)329-4176

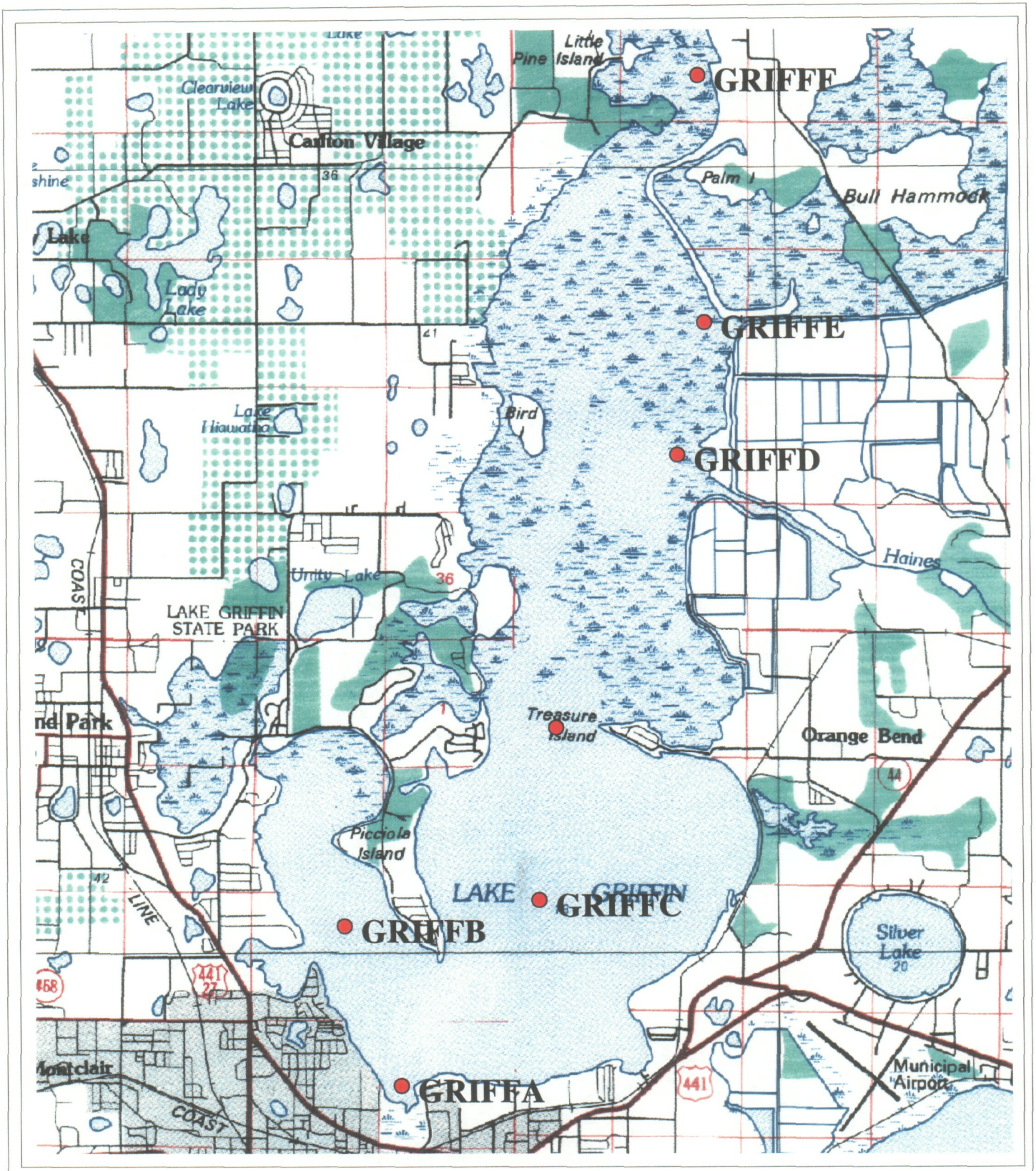

Lake Griffin
Detailed Sites



● Sediment Site

1:100000 Hydrography

The St. Johns River Water Management District prepares and uses this information for its own purposes and this information may not be suitable for other purposes. This information is provided "as is." Further documentation of this data can be obtained by contacting: St. Johns River Water Management District, Geographic Information Systems,Program Management, P.O. Box 1429, Palatka, Florida 32178-1429. (904)329-4176

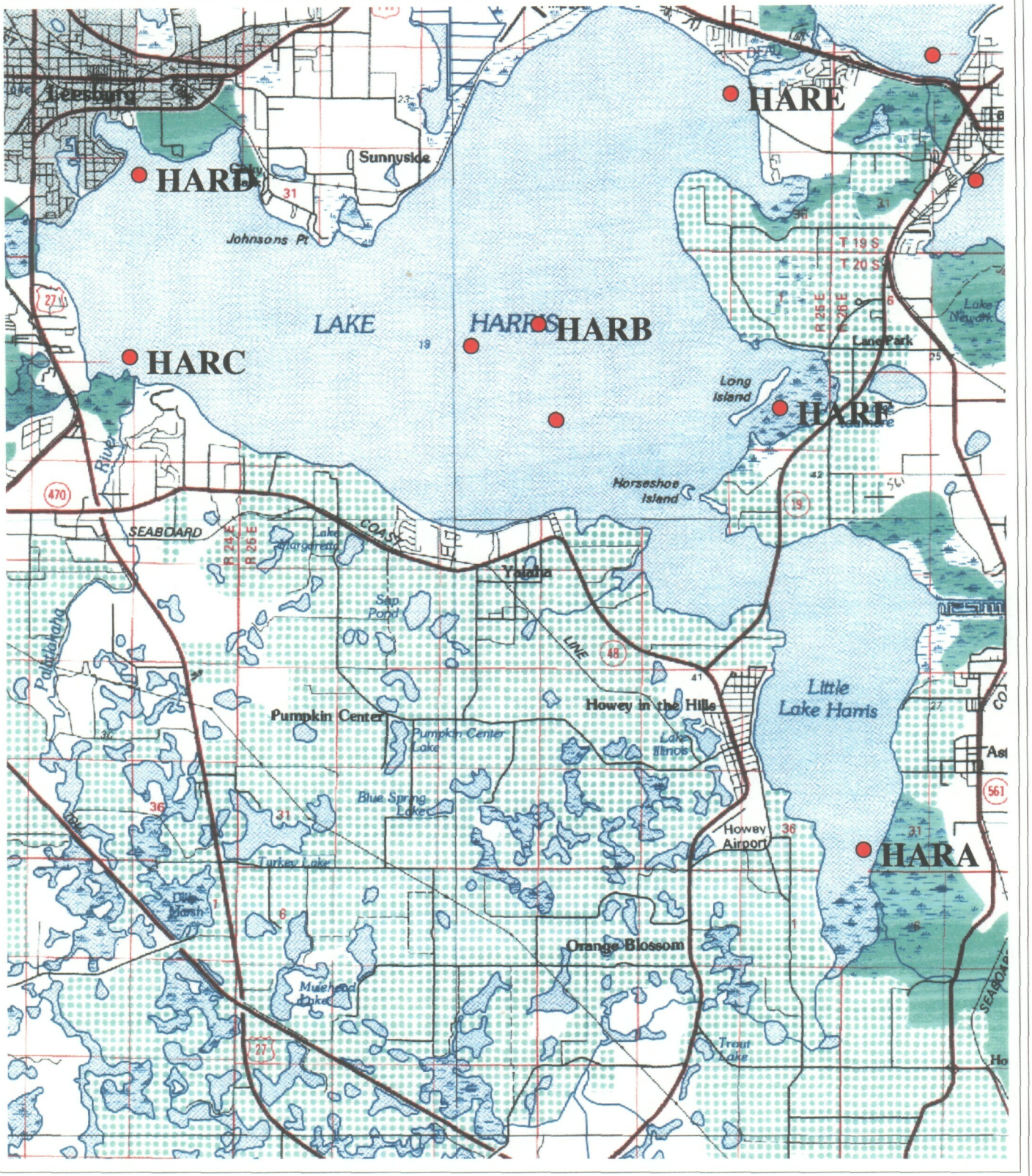

Lake Harris
Detailed Sites

N

0.5 0 0.5 1 Miles

● Sediment Site

1:100000 Hydrography

The St. Johns River Water Management District prepares and uses this information for its own purposes and this information may not be suitable for other purposes. This information is provided "as is."
Further documentation of this data can be obtained by contacting: St. Johns River Water Management District, Geographic Information Systems,Program Management, P.O. Box 1429, Palatka, Florida 32178-1429. (904)329-4176

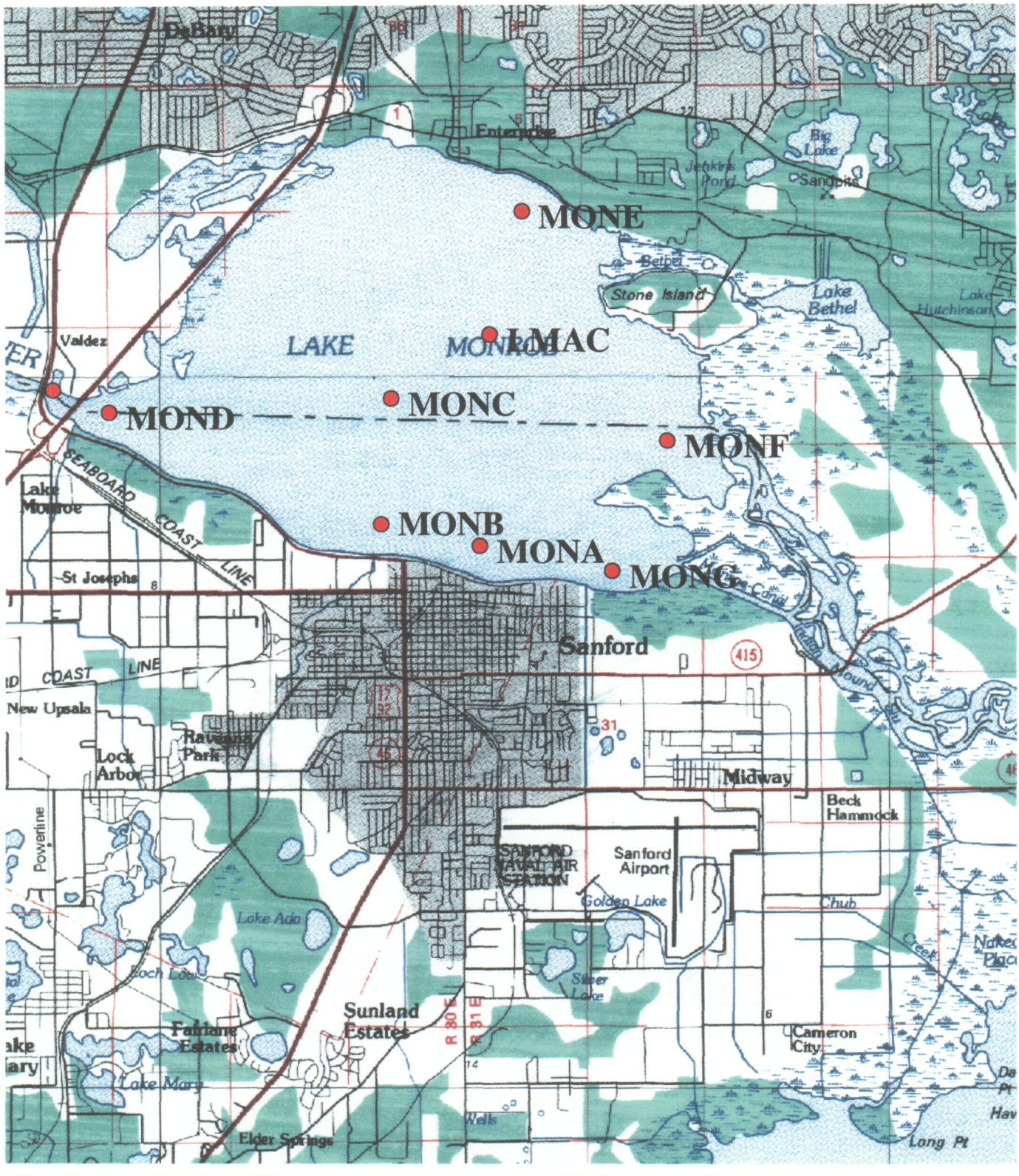

Lake Monroe

Detailed Sites

N

0.4 0 0.4 0.8 Miles

● Sediment Site

1:100,000 Hydrography

The St. Johns River Water Management District prepares and uses this information for its own purposes and this information may not be suitable for other purposes. This information is provided "as is."
Further documentation of this data can be obtained by contacting: St. Johns River Water Management District, Geographic Information Systems,Program Management, P.O. Box 1429, Palatka, Florida 32178-1429. (904)329-4176

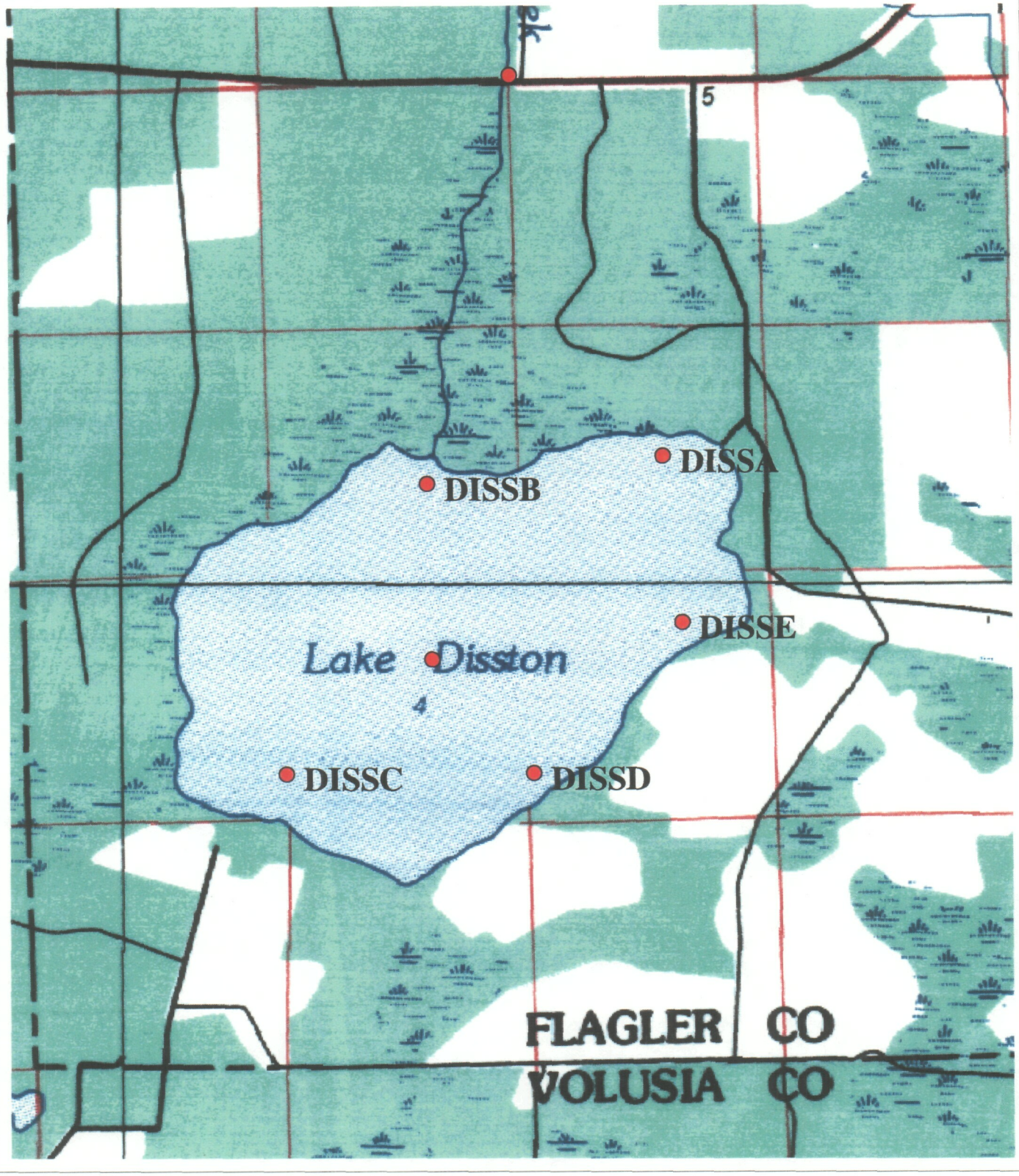

Lake Disston

Detailed Sites

N

0.2 0 0.2 0.4 Miles

● Sediment Site

1:100000 Hydrography

The St. Johns River Water Management District prepares and uses this information for its own purposes and this information may not be suitable for other purposes. This information is provided "as is." Further documentation of this data can be obtained by contacting: St. Johns River Water Management District, Geographic Information Systems,Program Management, P.O. Box 1429, Palatka, Florida 32178-1429. (904)329-4176

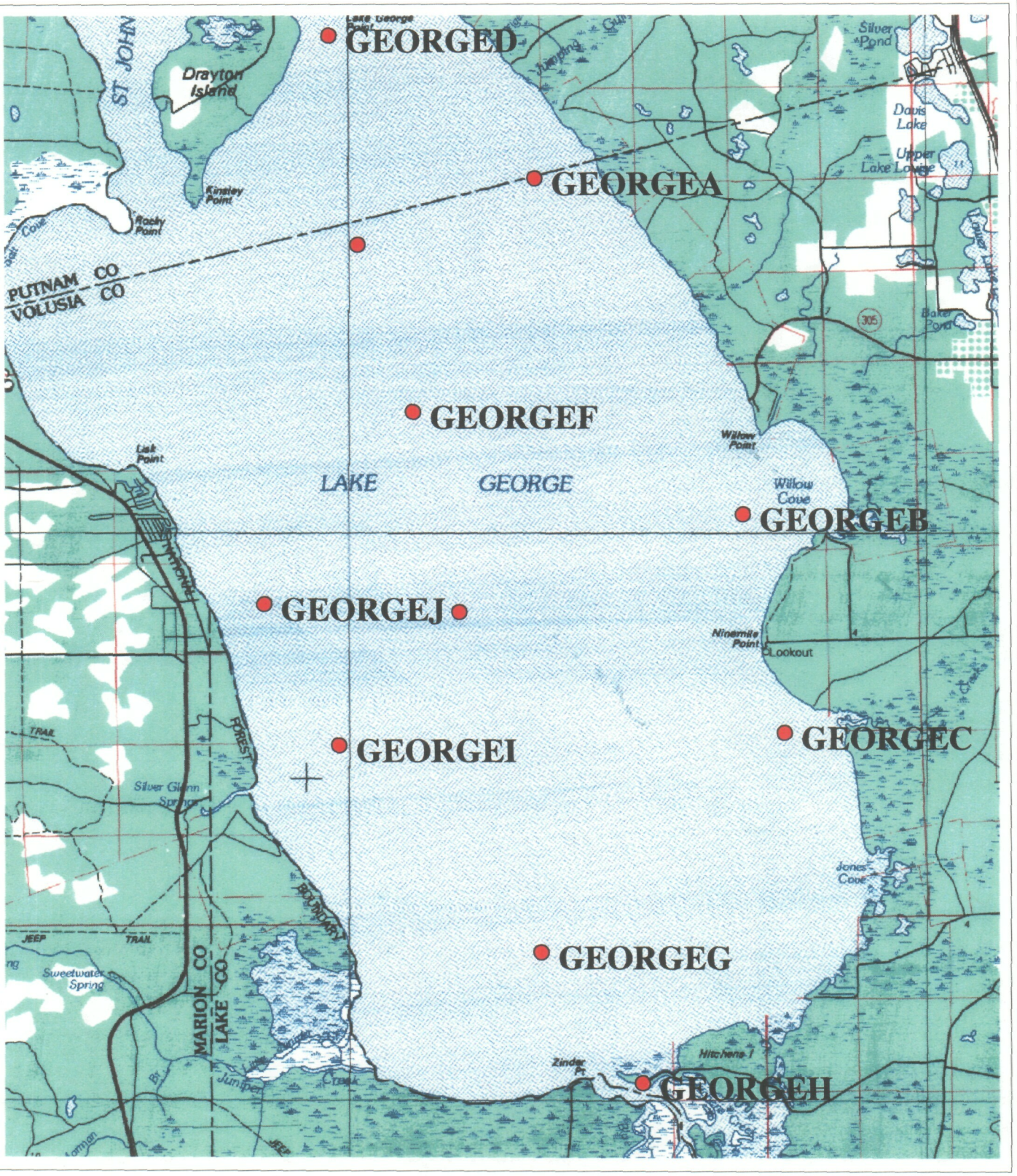

Lake George
Detailed Sites

N

0.5 0 0.5 1 Miles

● Sediment Site

1:100000 Hydrography

The St. Johns River Water Management District prepares and uses this information for its own purposes and this information may not be suitable for other purposes. This information is provided "as is."
Further documentation of this data can be obtained by contacting: St. Johns River Water Management District, Geographic Information Systems,Program Management, P.O. Box 1429, Palatka, Florida 32178-1429. (904)329-4176

Appendix B. New Sites – PAH and Phthalate (8270M) Data

DISTRICT WIDE ASSESSMENT - 40 NEW SITES
FIELD SAMPLE DATA
8081M- SURROGATE CORRECTED

SITE_ID	BEAR	BROWARD	CHARLES	CHERRY	DALHOUS	DIAS
BATCH_ID	99-104	99-104	99-104	99-104	99-104	99-104
MATRIX	Sediment	Sediment	Sediment	Sediment	Sediment	Sediment
ANAL_MET	8270-MOD	8270-MOD	8270-MOD	8270-MOD	8270-MOD	8270-MOD
UNIT	ug/kg, dry wt.	ug/kg, dry wt.	ug/kg, dry wt.	ug/kg, dry wt.	ug/kg, dry wt.	ug/kg, dry wt.
Isophorone	ND	ND	2.45	0.27	ND	1.05
Naphthalene	2.33	1.25	16.68	1.81	1.48	4.49
2-Methylnaphthalene	0.86	0.33	3.30	0.62	0.35	2.42
1-Methylnaphthalene	0.46	0.32	1.50	0.33	0.24	1.41
Biphenyl	0.25	ND	3.52	0.28	ND	1.73
2-Chloronaphthalene	ND	ND	ND	ND	ND	ND
1-Chloronaphthalene	ND	ND	ND	ND	ND	ND
2,6-Dimethylnaphthalene	0.27	ND	1.62	ND	0.28	1.05
Dimethylphthalate	0.51	ND	2.70	ND	ND	0.71
2,3,5-Trimethylnaphthalen	ND	ND	ND	ND	ND	ND
Acenaphthylene	0.64	ND	1.03	0.28	ND	ND
Acenaphthene	ND	ND	ND	ND	ND	ND
Fluorene	ND	ND	ND	ND	ND	1.25
Diethylphthalate	1.58	1.55	18.79	0.96	0.95	8.36
Phenanthrene	4.30	0.88	31.21	1.93	1.70	4.68
Anthracene	1.03	ND	7.47	0.43	ND	0.76
1-Methylphenanthrene	0.72	ND	11.94	0.54	1.06	ND
Di-N-butylphthalate	3.48	2.04	277.27	1.71	4.04	35.51
Fluoranthene	16.81	1.74	71.06	6.67	2.34	11.59
Pyrene	15.07	0.77	88.64	4.89	2.51	16.28
Kepone	ND	ND	ND	ND	ND	ND
Benzo(a)anthracene	6.19	0.29	10.00	1.70	0.44	2.09
Chrysene	11.71	1.03	26.55	3.55	1.04	4.29
Butylbenzylphthalate	2.45	0.48	30.86	1.16	1.02	3.57
Bis(2-ethylhexyl)phthalate	3.58	1.59	10.95	3.18	1.71	8.80
Di-N-octylphthalate	ND	ND	ND	ND	0.22	ND
Benzo(b)fluoranthene	13.52	0.98	25.00	4.29	1.05	5.62
Benzo(k)fluoranthene	10.71	0.73	16.64	3.11	0.77	3.74
Benzo(e)pyrene	10.40	0.53	17.93	3.35	0.76	4.29
Benzo(a)pyrene	9.08	0.25	9.90	2.20	0.49	1.65
Perylene	4.92	0.95	206.90	4.41	2.38	123.85
Indeno(1,2,3-c,d)pyrene	10.73	0.51	17.41	2.91	0.61	3.02
Dibenz(a,h)anthracene	ND	ND	ND	ND	ND	ND
Benzo(g,h,i)perylene	11.68	0.73	19.14	3.59	0.74	4.26
TOTAL PAH	131.70	11.28	587.43	46.87	18.25	198.47
Low PAH	10.88	2.78	78.27	6.22	5.12	17.79
High PAH	120.82	8.50	509.16	40.65	13.13	180.67
Total Phthalates	11.60	5.66	340.57	7.02	7.93	56.95

DISTRICT WIDE ASSESSMENT - 40 NEW SITES
FIELD SAMPLE DATA
8081M- SURROGATE CORRECTED

SITE_ID	DORR	HALFMOON	HAT26	HELENA	HOWELL	INDUSPL
BATCH_ID	99-104	99-104	99-148	99-148	99-104	99-148
MATRIX	Sediment	Sediment	Sediment	Sediment	Sediment	Sediment
ANAL_MET	8270-MOD	8270-MOD	8270-MOD	8270-MOD	8270-MOD	8270-MOD
UNIT	ug/kg, dry wt.	ug/kg, dry wt.	ug/kg, dry wt.	ug/kg, dry wt.	ug/kg, dry wt.	ug/kg, dry wt.
Isophorone	ND	ND	ND	ND	ND	2.50
Naphthalene	1.22	13.89	1.02	27.79	1.88	6.18
2-Methylnaphthalene	0.32	4.57	0.15	21.18	ND	1.82
1-Methylnaphthalene	0.19	2.28	0.09	10.96	ND	1.30
Biphenyl	ND	6.45	ND	2.69	ND	1.01
2-Chloronaphthalene	ND	ND	ND	ND	ND	ND
1-Chloronaphthalene	ND	ND	ND	ND	ND	ND
2,6-Dimethylnaphthalene	ND	2.53	ND	10.62	ND	0.80
Dimethylphthalate	ND	ND	0.09	1.59	ND	0.73
2,3,5-Trimethylnaphthalen	ND	ND	ND	3.28	ND	0.68
Acenaphthylene	ND	1.58	ND	6.07	1.73	2.56
Acenaphthene	ND	ND	ND	5.28	ND	2.26
Fluorene	ND	9.28	ND	5.53	ND	3.66
Diethylphthalate	0.55	5.91	3.73	68.15	1.52	18.69
Phenanthrene	0.36	59.43	0.10	32.35	18.23	17.87
Anthracene	ND	10.11	ND	19.14	3.00	3.39
1-Methylphenanthrene	ND	18.87	ND	7.65	1.66	9.49
Di-N-butylphthalate	3.12	16.00	1.43	32.22	5.54	13.59
Fluoranthene	0.66	80.38	0.14	77.53	86.58	42.13
Pyrene	0.48	46.04	0.14	90.62	68.99	40.98
Kepone	ND	ND			ND	
Benzo(a)anthracene	0.14	12.17	ND	38.07	29.73	23.77
Chrysene	0.52	28.70	0.07	39.16	66.08	39.84
Butylbenzylphthalate	ND	4.24	0.82	9.12	197.30	19.02
Bis(2-ethylhexyl)phthalate	1.81	13.59	3.71	159.04	8.05	25.25
Di-N-octylphthalate	ND	ND	0.12	2.72	ND	0.58
Benzo(b)fluoranthene	0.63	32.39	0.06	27.35	85.27	34.92
Benzo(k)fluoranthene	0.30	23.70	0.06	31.33	69.19	29.51
Benzo(e)pyrene	0.45	22.17	0.06	24.58	65.00	29.51
Benzo(a)pyrene	0.16	12.63	0.06	37.35	63.78	33.61
Perylene	2.88	65.22	0.72	19.88	28.78	13.70
Indeno(1,2,3-c,d)pyrene	0.27	27.83	0.05	20.96	73.92	12.41
Dibenz(a,h)anthracene	ND	4.52	ND	4.45	13.51	2.59
Benzo(g,h,i)perylene	0.38	30.22	0.09	16.87	73.51	8.54
TOTAL PAH	8.96	514.95	2.81	580.68	750.85	362.53
Low PAH	2.08	129.00	1.36	152.54	26.50	51.02
High PAH	6.88	385.96	1.45	428.14	724.35	311.51
Total Phthalates	5.48	39.73	9.90	272.84	212.41	77.85

DISTRICT WIDE ASSESSMENT - 40 NEW SITES
FIELD SAMPLE DATA
8081M- SURROGATE CORRECTED

SITE_ID	JOHNSON	KERR	LHAT26	LHATSB	LHNBPL	LOCCR
BATCH_ID	99-104	99-104	99-148	99-148	99-148	99-148
MATRIX	Sediment	Sediment	Sediment	Sediment	Sediment	Sediment
ANAL_MET	8270-MOD	8270-MOD	8270-MOD	8270-MOD	8270-MOD	8270-MOD
UNIT	ug/kg, dry wt.	ug/kg, dry wt.	ug/kg, dry wt.	ug/kg, dry wt.	ug/kg, dry wt.	ug/kg, dry wt.
Isophorone	0.24	ND	0.20	0.15	0.19	ND
Naphthalene	5.00	1.06	1.00	1.95	1.08	1.35
2-Methylnaphthalene	1.55	0.23	0.17	0.31	0.27	0.21
1-Methylnaphthalene	0.92	0.23	0.10	0.16	0.18	0.15
Biphenyl	0.96	0.14	ND	0.07	0.06	ND
2-Chloronaphthalene	ND	ND	ND	ND	ND	ND
1-Chloronaphthalene	ND	ND	ND	ND	ND	ND
2,6-Dimethylnaphthalene	0.55	ND	ND	0.12	0.10	ND
Dimethylphthalate	0.11	ND	0.11	0.39	1.27	0.09
2,3,5-Trimethylnaphthalen	ND	ND	ND	ND	ND	ND
Acenaphthylene	0.33	ND	ND	0.07	0.66	ND
Acenaphthene	ND	ND	ND	0.21	0.18	ND
Fluorene	1.17	ND	0.07	0.19	0.20	0.08
Diethylphthalate	1.13	0.66	3.13	7.03	4.50	3.54
Phenanthrene	11.68	1.08	0.13	0.41	2.62	0.12
Anthracene	0.78	0.25	ND	0.11	0.50	ND
1-Methylphenanthrene	3.08	0.35	ND	ND	0.52	ND
Di-N-butylphthalate	4.22	1.52	1.99	8.35	2.96	1.83
Fluoranthene	13.97	2.29	0.27	0.76	7.66	0.28
Pyrene	7.62	1.02	0.28	0.58	7.09	0.82
Kepone	ND	ND				
Benzo(a)anthracene	2.50	0.36	0.08	0.19	2.33	0.08
Chrysene	7.11	0.89	0.20	0.43	5.28	0.20
Butylbenzylphthalate	1.36	0.55	0.38	2.14	1.25	0.42
Bis(2-ethylhexyl)phthalate	2.24	2.61	6.79	22.16	10.62	10.06
Di-N-octylphthalate	ND	ND	0.11	0.78	0.36	0.20
Benzo(b)fluoranthene	6.53	0.73	0.21	0.43	5.18	0.19
Benzo(k)fluoranthene	4.76	0.59	0.15	0.33	4.71	0.20
Benzo(e)pyrene	4.03	0.49	0.17	0.42	4.21	0.15
Benzo(a)pyrene	2.06	0.25	0.14	0.32	4.03	0.11
Perylene	1.49	1.18	2.40	2.36	2.67	1.14
Indeno(1,2,3-c,d)pyrene	3.83	0.56	0.18	0.35	3.90	0.12
Dibenz(a,h)anthracene	ND	ND	ND	0.07	0.76	0.07
Benzo(g,h,i)perylene	4.19	0.61	0.18	1.07	3.65	0.12
TOTAL PAH	84.10	12.30	5.72	10.90	57.83	5.38
Low PAH	26.03	3.34	1.46	3.60	6.38	1.92
High PAH	58.08	8.96	4.26	7.30	51.46	3.47
Total Phthalates	9.07	5.35	12.50	40.85	20.96	16.15

DISTRICT WIDE ASSESSMENT - 40 NEW SITES
FIELD SAMPLE DATA
8081M- SURROGATE CORRECTED

SITE_ID	LORANCRK	LOUISA	MAITL	MILLD	NBLACK	NEWLKA
BATCH_ID	99-148	99-104	99-104	99-104	99-148	99-148
MATRIX	Sediment	Sediment	Sediment	Sediment	Sediment	Sediment
ANAL_MET	8270-MOD	8270-MOD	8270-MOD	8270-MOD	8270-MOD	8270-MOD
UNIT	ug/kg, dry wt.	ug/kg, dry wt.	ug/kg, dry wt.	ug/kg, dry wt.	ug/kg, dry wt.	ug/kg, dry wt.
Isophorone	ND	ND	ND	ND	1.41	ND
Naphthalene	1.53	1.37	5.24	1.12	2.23	1.23
2-Methylnaphthalene	0.19	0.42	1.42	0.91	1.31	0.23
1-Methylnaphthalene	0.10	0.28	1.10	0.69	0.72	0.13
Biphenyl	0.06	ND	0.64	ND	0.55	0.06
2-Chloronaphthalene	ND	ND	ND	ND	0.73	ND
1-Chloronaphthalene	ND	ND	ND	ND	ND	ND
2,6-Dimethylnaphthalene	ND	ND	ND	0.50	0.61	0.11
Dimethylphthalate	0.12	ND	ND	ND	0.29	0.09
2,3,5-Trimethylnaphthalen	ND	ND	ND	ND	0.19	ND
Acenaphthylene	ND	3.14	2.56	0.18	1.87	ND
Acenaphthene	ND	ND	ND	ND	2.26	0.20
Fluorene	ND	ND	2.18	ND	2.48	0.25
Diethylphthalate	5.77	1.39	3.39	0.86	6.72	4.44
Phenanthrene	0.09	15.17	32.22	1.74	4.03	0.18
Anthracene	ND	3.94	5.81	0.40	2.00	0.04
1-Methylphenanthrene	ND	2.13	3.89	0.56	1.45	ND
Di-N-butylphthalate	27.73	1.75	5.75	1.69	3.09	14.67
Fluoranthene	0.08	57.01	136.94	2.93	14.33	0.36
Pyrene	0.09	44.48	125.00	2.23	30.72	5.04
Kepone		ND	ND	ND		
Benzo(a)anthracene	ND	27.05	44.84	0.83	6.67	0.08
Chrysene	ND	28.30	88.71	1.45	10.19	0.10
Butylbenzylphthalate	0.34	1.03	3.71	ND	21.00	0.48
Bis(2-ethylhexyl)phthalate	3.36	106.59	12.45	5.64	22.29	5.55
Di-N-octylphthalate	0.05	ND	ND	ND	0.71	0.57
Benzo(b)fluoranthene	ND	25.45	100.00	1.59	9.50	0.18
Benzo(k)fluoranthene	ND	26.59	94.19	1.38	8.86	0.16
Benzo(e)pyrene	ND	20.00	77.42	1.35	7.66	0.12
Benzo(a)pyrene	ND	26.48	79.35	1.07	7.01	0.12
Perylene	0.15	11.59	72.58	2.63	27.00	1.34
Indeno(1,2,3-c,d)pyrene	ND	19.55	85.16	1.36	4.99	0.16
Dibenz(a,h)anthracene	ND	4.55	15.81	0.33	0.99	ND
Benzo(g,h,i)perylene	ND	17.95	85.81	1.95	3.80	0.12
TOTAL PAH	2.29	335.44	1060.88	25.22	151.42	10.21
Low PAH	1.97	26.45	55.06	6.10	19.70	2.44
High PAH	0.32	308.99	1005.82	19.12	131.72	7.77
Total Phthalates	37.39	110.76	25.30	8.20	54.10	25.80

DISTRICT WIDE ASSESSMENT - 40 NEW SITES
FIELD SAMPLE DATA
8081M- SURROGATE CORRECTED

SITE_ID	NEWLKB	NEWLKC	NEWLKD	NEWLKE	NEWLKF	NORRIS
BATCH_ID	99-148	99-148	99-148	99-148	99-148	99-104
MATRIX	Sediment	Sediment	Sediment	Sediment	Sediment	Sediment
ANAL_MET	8270-MOD	8270-MOD	8270-MOD	8270-MOD	8270-MOD	8270-MOD
UNIT	ug/kg, dry wt.	ug/kg, dry wt.	ug/kg, dry wt.	ug/kg, dry wt.	ug/kg, dry wt.	ug/kg, dry wt.
Isophorone	ND	1.52	2.22	2.21	1.49	ND
Naphthalene	1.27	6.00	24.13	20.83	22.60	6.40
2-Methylnaphthalene	0.18	2.38	5.21	3.42	3.54	2.79
1-Methylnaphthalene	0.11	1.26	3.19	2.18	2.44	2.79
Biphenyl	0.04	0.43	2.00	1.32	1.72	1.17
2-Chloronaphthalene	ND	ND	ND	ND	ND	ND
1-Chloronaphthalene	ND	ND	ND	ND	ND	ND
2,6-Dimethylnaphthalene	0.10	1.39	2.93	3.29	2.89	2.04
Dimethylphthalate	0.09	0.96	1.46	1.72	1.66	1.97
2,3,5-Trimethylnaphthalen	ND	32.24	2.62	ND	ND	1.35
Acenaphthylene	0.06	0.76	5.74	1.79	1.98	1.90
Acenaphthene	0.14	2.21	3.76	3.74	3.07	ND
Fluorene	0.18	5.37	4.85	6.40	5.44	ND
Diethylphthalate	3.10	18.36	55.44	60.77	83.27	3.27
Phenanthrene	0.18	4.16	18.38	1.12	16.85	17.32
Anthracene	0.07	1.23	4.53	2.19	3.24	5.20
1-Methylphenanthrene	ND	13.79	6.38	4.87	5.93	5.27
Di-N-butylphthalate	8.73	15.37	37.06	39.10	70.91	5.66
Fluoranthene	0.47	16.42	62.94	23.85	46.00	51.55
Pyrene	8.50	320.90	160.29	61.54	70.55	97.61
Kepone						ND
Benzo(a)anthracene	0.23	3.78	24.29	5.11	9.78	14.37
Chrysene	0.28	6.46	28.29	8.52	11.97	27.35
Butylbenzylphthalate	0.51	275.38	9.04	11.57	9.26	5.65
Bis(2-ethylhexyl)phthalate	4.90	272.31	72.00	110.51	75.52	10.59
Di-N-octylphthalate	0.47	3.11	20.14	15.32	24.14	ND
Benzo(b)fluoranthene	0.36	7.06	37.00	13.42	22.93	29.85
Benzo(k)fluoranthene	0.39	5.60	33.57	10.81	17.93	23.68
Benzo(e)pyrene	0.26	5.18	25.57	7.62	12.60	22.35
Benzo(a)pyrene	0.40	3.32	30.43	6.58	ND	14.37
Perylene	1.90	71.38	271.43	97.47	224.14	517.65
Indeno(1,2,3-c,d)pyrene	0.34	2.18	32.14	12.59	19.83	19.71
Dibenz(a,h)anthracene	0.08	ND	4.84	1.37	2.26	ND
Benzo(g,h,i)perylene	0.34	1.17	26.14	10.11	15.72	23.09
TOTAL PAH	15.88	514.69	820.65	310.16	523.40	887.80
Low PAH	2.34	71.22	83.71	51.16	69.70	46.23
High PAH	13.54	443.47	736.94	258.99	453.70	841.57
Total Phthalates	17.80	585.50	195.15	238.98	264.75	27.14

DISTRICT WIDE ASSESSMENT - 40 NEW SITES
FIELD SAMPLE DATA
8081M- SURROGATE CORRECTED

SITE_ID	OLA	PCR-PL	SELLERS	SILRV	SJRJESUP	SJRPLTKA
BATCH_ID	99-104	99-148	99-104	99-148	99-148	99-148
MATRIX	Sediment	Sediment	Sediment	Sediment	Sediment	Sediment
ANAL_MET	8270-MOD	8270-MOD	8270-MOD	8270-MOD	8270-MOD	8270-MOD
UNIT	ug/kg, dry wt.	ug/kg, dry wt.	ug/kg, dry wt.	ug/kg, dry wt.	ug/kg, dry wt.	ug/kg, dry wt.
Isophorone	ND	0.32	ND	0.51	ND	0.26
Naphthalene	1.64	9.33	1.63	3.34	1.14	9.44
2-Methylnaphthalene	0.65	1.59	0.62	1.08	0.30	4.70
1-Methylnaphthalene	0.39	1.71	0.28	0.49	0.16	2.28
Biphenyl	ND	6.31	ND	0.25	0.08	0.97
2-Chloronaphthalene	ND	ND	ND	ND	ND	ND
1-Chloronaphthalene	ND	ND	ND	ND	ND	ND
2,6-Dimethylnaphthalene	ND	0.68	ND	1.26	0.10	1.83
Dimethylphthalate	ND	0.28	ND	1.70	0.13	0.37
2,3,5-Trimethylnaphthalen	ND	0.69	ND	0.24	ND	1.16
Acenaphthylene	ND	0.31	ND	0.58	0.09	11.77
Acenaphthene	ND	1.76	ND	0.56	ND	1.58
Fluorene	ND	1.18	ND	0.87	0.08	4.63
Diethylphthalate	1.11	7.98	1.18	11.09	4.36	8.89
Phenanthrene	1.19	5.19	1.28	4.14	0.28	33.38
Anthracene	0.34	0.98	0.22	1.10	0.13	23.38
1-Methylphenanthrene	ND	7.90	ND	2.05	ND	7.38
Di-N-butylphthalate	3.16	7.34	1.48	9.53	6.81	4.11
Fluoranthene	4.14	15.24	1.50	17.81	0.99	146.31
Pyrene	3.22	11.17	0.95	71.88	1.48	130.77
Kepone	ND		ND			
Benzo(a)anthracene	1.03	1.97	0.35	6.63	0.48	83.73
Chrysene	2.13	6.24	0.96	11.08	0.68	153.73
Butylbenzylphthalate	0.93	66.78	1.46	24.31	0.47	6.51
Bis(2-ethylhexyl)phthalate	1.84	58.14	2.15	31.08	4.99	141.19
Di-N-octylphthalate	0.92	1.50	ND	1.46	0.17	1.51
Benzo(b)fluoranthene	2.67	2.49	1.20	13.89	0.80	78.36
Benzo(k)fluoranthene	2.00	2.10	0.93	11.58	0.63	80.15
Benzo(e)pyrene	2.01	1.88	0.88	10.18	0.61	60.60
Benzo(a)pyrene	1.61	1.31	0.40	9.82	0.57	80.60
Perylene	4.37	22.54	2.72	68.00	1.49	47.76
Indeno(1,2,3-c,d)pyrene	1.73	0.82	0.75	9.60	0.54	52.54
Dibenz(a,h)anthracene	ND	0.23	ND	1.53	0.08	11.66
Benzo(g,h,i)perylene	2.73	0.36	0.89	8.28	0.59	43.28
TOTAL PAH	31.85	103.96	15.56	256.24	11.27	1072.01
Low PAH	4.21	37.62	4.03	15.96	2.35	102.53
High PAH	27.65	66.34	11.54	240.28	8.92	969.48
Total Phthalates	7.96	142.02	6.27	79.18	16.93	162.58

DISTRICT WIDE ASSESSMENT - 40 NEW SITES
FIELD SAMPLE DATA
8081M- SURROGATE CORRECTED

SITE_ID	SOUTH	SUNLAND	WASH	WINN
BATCH_ID	99-104	99-148	99-104	99-104
MATRIX	Sediment	Sediment	Sediment	Sediment
ANAL_MET	8270-MOD	8270-MOD	8270-MOD	8270-MOD
UNIT	ug/kg, dry wt.	ug/kg, dry wt.	ug/kg, dry wt.	ug/kg, dry wt.
Isophorone	ND	0.11	1.34	ND
Naphthalene	6.46	1.10	6.19	1.56
2-Methylnaphthalene	3.17	0.25	3.34	0.64
1-Methylnaphthalene	1.63	0.13	1.92	0.34
Biphenyl	1.65	0.11	1.49	0.24
2-Chloronaphthalene	ND	ND	ND	ND
1-Chloronaphthalene	ND	ND	ND	ND
2,6-Dimethylnaphthalene	1.22	ND	3.22	0.29
Dimethylphthalate	ND	0.08	2.26	ND
2,3,5-Trimethylnaphthalen	ND	ND	3.22	ND
Acenaphthylene	ND	0.07	1.79	0.18
Acenaphthene	ND	0.31	ND	ND
Fluorene	1.53	0.12	2.35	0.37
Diethylphthalate	2.77	4.97	3.78	0.88
Phenanthrene	17.05	0.14	11.82	1.66
Anthracene	15.00	0.06	3.87	0.31
1-Methylphenanthrene	7.68	ND	4.21	0.46
Di-N-butylphthalate	12.38	1.67	7.09	2.81
Fluoranthene	19.74	0.49	32.65	5.96
Pyrene	11.51	0.45	35.00	3.56
Kepone	ND		ND	ND
Benzo(a)anthracene	3.64	0.08	8.92	1.19
Chrysene	9.18	0.13	18.23	2.63
Butylbenzylphthalate	2.57	0.29	3.40	0.90
Bis(2-ethylhexyl)phthalate	8.26	3.93	16.29	2.50
Di-N-octylphthalate	ND	0.10	ND	ND
Benzo(b)fluoranthene	6.36	0.15	19.19	2.86
Benzo(k)fluoranthene	5.00	0.14	13.87	2.49
Benzo(e)pyrene	3.31	0.18	17.26	2.14
Benzo(a)pyrene	2.40	0.14	12.23	1.46
Perylene	3.32	0.71	63.39	2.22
Indeno(1,2,3-c,d)pyrene	4.19	0.13	11.85	2.08
Dibenz(a,h)anthracene	ND	ND	ND	ND
Benzo(g,h,i)perylene	6.52	0.25	16.10	2.17
TOTAL PAH	130.59	5.13	292.10	34.80
Low PAH	55.40	2.28	43.42	6.04
High PAH	75.19	2.84	248.68	28.77
Total Phthalates	25.99	11.04	32.83	7.08

Appendix C. New Sites – PCB, Pesticide, and other Chlorinated Compound (8081M) Data

DISTRICT WIDE ASSESSMENT - 40 NEW SITES
FIELD SAMPLE DATA
8081M- SURROGATE CORRECTED

SITE_ID	BEAR	BROWARD	CHARLES	CHERRY	DALHOUS	DIAS
BATCH_ID	99-104	99-104	99-104	99-104	99-104	99-104
MATRIX	Sediment	Sediment	Sediment	Sediment	Sediment	Sediment
ANAL_METH	8081-MOD	8081-MOD	8081-MOD	8081-MOD	8081-MOD	8081-MOD
UNIT	ug/kg, dry wt.	ug/kg, dry wt.	ug/kg, dry wt.	ug/kg, dry wt.	ug/kg, dry wt.	ug/kg, dry wt.
1,2,4,5-Tetrachlorobenzene	0.02	ND	ND	ND	0.03	0.44
1,2,4-Trichlorobenzene	ND	ND	0.89	ND	ND	0.27
1,2-Dichlorobenzene	0.45	0.80	ND	ND	0.12	2.37
1,3-Dichlorobenzene	0.34	0.50	ND	1.14	0.31	2.74
1,4-Dichlorobenzene	0.76	0.83	ND	ND	1.10	4.87
Hexachlorobutadiene	ND	ND	ND	0.02	ND	ND
Hexachlorocyclopentadiene	ND	ND	ND	ND	ND	ND
Hexachloroethane	ND	0.01	ND	ND	ND	ND
Hexachlorobenzene	0.52	ND	ND	ND	0.18	ND
2,4-DDD	0.04	ND	1.82	0.29	ND	ND
4,4-DDD	0.34	0.11	10.95	1.22	0.14	0.59
2,4-DDE	ND	0.09	0.42	0.23	0.02	ND
4,4-DDE	1.17	0.08	11.42	3.73	0.30	0.97
2,4-DDT	0.05	0.02	0.24	ND	0.02	ND
4,4-DDT	0.19	ND	ND	ND	ND	ND
Aldrin	ND	0.01	ND	ND	ND	ND
a-BHC	ND	ND	ND	ND	ND	ND
b-BHC	ND	ND	ND	0.02	ND	0.09
d-BHC	ND	ND	ND	ND	0.01	ND
g-BHC	ND	ND	ND	0.04	0.03	ND
Cis-chlordane	0.17	0.01	0.14	0.14	ND	0.14
g-Chlordane	0.26	0.01	0.31	0.10	0.01	ND
Cis-nonachlor	0.26	0.03	0.12	0.10	0.02	ND
Dieldrin	0.30	ND	0.85	0.24	ND	ND
Dursban	0.12	0.01	0.13	0.13	0.03	0.09
Endosulfan I	ND	0.02	ND	ND	ND	ND
Endosulfan II	ND	ND	0.66	ND	0.05	0.27
Endosulfan sulfate	ND	0.04	0.15	0.08	0.02	0.40
Endrin	ND	ND	0.14	ND	ND	ND
Endrin aldehyde	ND	ND	ND	ND	ND	ND
Endrin ketone	ND	ND	ND	ND	ND	ND
Heptachlor	ND	ND	ND	ND	ND	0.19
Heptachlor epoxide	0.08	ND	ND	0.04	ND	ND
Methoxychlor	ND	0.03	1.11	ND	ND	0.81
Mirex	0.28	ND	ND	ND	ND	ND
Oxychlordane	0.08	ND	ND	ND	ND	ND
Trans-nonachlor	0.28	0.02	0.37	0.04	0.01	0.03
Cl2(08)	ND	ND	ND	ND	ND	ND
Cl3(18)	ND	0.04	0.54	0.07	0.04	ND
Cl3(28)	ND	0.02	ND	0.08	0.03	0.68
Cl4(44)	0.03	ND	ND	0.03	0.02	0.41
Cl4(52)	0.06	ND	0.29	ND	0.04	ND
Cl4(66)	ND	0.02	ND	ND	0.03	ND
Cl4(77)	ND	ND	ND	ND	ND	ND
Cl5(101)	0.12	ND	ND	0.08	ND	ND
Cl5(105)	ND	ND	ND	ND	ND	ND
Cl5(110)	0.17	ND	0.37	0.03	ND	ND
Cl5(118)	0.11	ND	0.20	ND	ND	0.30
Cl5(126)	ND	ND	ND	ND	ND	ND
Cl6(128)	0.04	ND	ND	ND	ND	ND
Cl6(129)	ND	ND	1.89	ND	ND	0.95
Cl6(138)	0.66	ND	ND	ND	ND	ND
Cl6(153)	ND	ND	ND	ND	ND	ND
Cl6(169)	ND	ND	ND	ND	ND	ND
Cl7(170)	1.66	ND	2.37	0.31	ND	0.25
Cl7(180)	0.10	0.06	0.84	0.05	0.07	0.47
Cl7(187)	ND	0.01	0.46	ND	0.02	ND
Cl8(195)	ND	ND	0.23	ND	ND	ND
Cl9(206)	0.04	0.02	0.61	ND	ND	ND
Cl10(209)	ND	ND	0.09	ND	0.02	ND
DDT	0.24	0.02	0.24	ND	0.02	ND
DDD	0.38	0.11	12.77	1.51	0.14	0.59
DDE	1.17	0.17	11.84	3.96	0.33	0.97
Total DDTs	1.79	0.30	24.85	5.46	0.49	1.56
BHCs	ND	ND	ND	0.06	0.04	0.09
Chlordanes	0.51	0.02	0.44	0.24	0.01	0.14
Endosulfans	ND	0.06	0.81	0.08	0.07	0.67
PCBs	3.01	0.17	7.88	0.65	0.27	3.07
Other Chlorinated	1.57	2.15	0.89	1.16	1.56	10.69

DISTRICT WIDE ASSESSMENT - 40 NEW SITES
FIELD SAMPLE DATA
8081M- SURROGATE CORRECTED

SITE_ID	DORR	HALFMOON	HAT26	HELENA	HOWELL	INDUSPL
BATCH_ID	99-104	99-104	99-148	99-148	99-104	99-148
MATRIX	Sediment	Sediment	Sediment	Sediment	Sediment	Sediment
ANAL_METH	8081-MOD	8081-MOD	8081-MOD	8081-MOD	8081-MOD	8081-MOD
UNIT	ug/kg, dry wt.	ug/kg, dry wt.	ug/kg, dry wt.	ug/kg, dry wt.	ug/kg, dry wt.	ug/kg, dry wt.
1,2,4,5-Tetrachlorobenzene	ND	ND	ND	ND	0.04	ND
1,2,4-Trichlorobenzene	ND	3.31	ND	ND	0.02	1.92
1,2-Dichlorobenzene	ND	1.73	ND	ND	ND	ND
1,3-Dichlorobenzene	0.47	10.59	ND	ND	0.72	ND
1,4-Dichlorobenzene	1.12	8.03	ND	22.00	1.95	6.32
Hexachlorobutadiene	0.01	0.13	ND	ND	ND	ND
Hexachlorocyclopentadiene	ND	ND	ND	ND	ND	ND
Hexachloroethane	0.02	ND	ND	0.28	ND	0.35
Hexachlorobenzene	0.03	ND	ND	ND	ND	ND
2,4-DDD	ND	1.31	ND	ND	0.04	ND
4,4-DDD	0.16	8.96	ND	ND	0.31	ND
2,4-DDE	ND	0.47	ND	ND	0.10	ND
4,4-DDE	0.34	15.63	ND	3.68	0.46	3.34
2,4-DDT	ND	ND	ND	ND	ND	ND
4,4-DDT	ND	ND	ND	ND	0.16	ND
Aldrin	0.04	ND	ND	ND	ND	ND
a-BHC	ND	ND	ND	ND	ND	ND
b-BHC	ND	ND	ND	ND	0.04	ND
d-BHC	ND	ND	ND	ND	0.03	ND
g-BHC	0.01	ND	ND	ND	ND	0.83
Cis-chlordane	0.01	0.51	ND	ND	0.16	0.63
g-Chlordane	ND	0.41	ND	ND	0.26	ND
Cis-nonachlor	0.02	ND	ND	ND	0.17	ND
Dieldrin	0.17	1.06	ND	3.15	0.39	1.88
Dursban	ND	0.43	ND	ND	0.06	ND
Endosulfan I	ND	ND	ND	ND	0.09	ND
Endosulfan II	ND	0.48	ND	ND	0.30	ND
Endosulfan sulfate	0.03	0.30	ND	ND	0.11	ND
Endrin	ND	ND	ND	ND	ND	1.74
Endrin aldehyde	ND	ND	ND	ND	ND	ND
Endrin ketone	ND	ND	ND	ND	0.18	ND
Heptachlor	ND	ND	ND	ND	ND	ND
Heptachlor epoxide	ND	0.14	0.07	ND	ND	0.53
Methoxychlor	ND	0.74	ND	ND	0.21	ND
Mirex	ND	0.13	ND	ND	0.17	ND
Oxychlordane	ND	0.12	ND	ND	ND	ND
Trans-nonachlor	ND	0.08	ND	ND	0.12	1.18
Cl2(08)	ND	ND	ND	ND	ND	ND
Cl3(18)	ND	0.11	ND	ND	0.16	ND
Cl3(28)	0.02	0.23	ND	ND	0.04	ND
Cl4(44)	ND	ND	ND	ND	0.04	ND
Cl4(52)	ND	ND	ND	ND	0.02	ND
Cl4(66)	0.02	ND	ND	ND	0.04	ND
Cl4(77)	ND	0.10	ND	ND	ND	ND
Cl5(101)	0.02	1.18	ND	ND	ND	ND
Cl5(105)	ND	ND	ND	ND	0.07	ND
Cl5(110)	0.04	0.38	ND	0.87	0.22	ND
Cl5(118)	ND	0.36	ND	ND	0.15	ND
Cl5(126)	ND	ND	ND	ND	ND	ND
Cl6(128)	ND	ND	ND	1.03	0.05	ND
Cl6(129)	ND	0.33	ND	ND	ND	ND
Cl6(138)	ND	1.31	ND	ND	31.12	3.54
Cl6(153)	0.02	0.18	ND	ND	0.19	ND
Cl6(169)	ND	0.15	ND	ND	ND	ND
Cl7(170)	0.06	3.32	ND	ND	9.46	ND
Cl7(180)	0.06	0.57	ND	ND	0.22	3.46
Cl7(187)	ND	0.36	ND	ND	0.22	2.71
Cl8(195)	ND	ND	ND	ND	0.04	ND
Cl9(206)	ND	0.44	ND	ND	0.05	ND
Cl10(209)	0.01	0.43	ND	ND	0.12	ND
DDT	ND	ND	ND	ND	0.16	ND
DDD	0.16	10.28	ND	ND	0.35	ND
DDE	0.34	16.10	ND	3.68	0.56	3.34
Total DDTs	0.50	26.38	ND	3.68	1.07	3.34
BHCs	0.01	ND	ND	ND	0.07	0.83
Chlordanes	0.01	1.04	ND	ND	0.43	0.63
Endosulfans	0.03	0.78	ND	ND	0.49	ND
PCBs	0.25	9.45	ND	1.90	42.22	9.71
Other Chlorinated	1.61	23.79	ND	22.28	2.72	8.59

DISTRICT WIDE ASSESSMENT - 40 NEW SITES
FIELD SAMPLE DATA
8081M- SURROGATE CORRECTED

SITE_ID	JOHNSON	KERR	LHAT26	LHATSB	LHNBPL	LOCCR
BATCH_ID	99-104	99-104	99-148	99-148	99-148	99-148
MATRIX	Sediment	Sediment	Sediment	Sediment	Sediment	Sediment
ANAL_METH	8081-MOD	8081-MOD	8081-MOD	8081-MOD	8081-MOD	8081-MOD
UNIT	ug/kg, dry wt.	ug/kg, dry wt.	ug/kg, dry wt.	ug/kg, dry wt.	ug/kg, dry wt.	ug/kg, dry wt.
1,2,4,5-Tetrachlorobenzene	ND	0.03	ND	ND	ND	ND
1,2,4-Trichlorobenzene	0.22	ND	ND	ND	ND	ND
1,2-Dichlorobenzene	ND	ND	ND	ND	ND	ND
1,3-Dichlorobenzene	0.74	0.84	ND	ND	ND	ND
1,4-Dichlorobenzene	2.12	ND	0.89	1.99	5.54	ND
Hexachlorobutadiene	ND	ND	ND	ND	ND	ND
Hexachlorocyclopentadiene	ND	ND	ND	ND	ND	ND
Hexachloroethane	0.03	ND	0.02	0.57	ND	ND
Hexachlorobenzene	0.27	ND	ND	ND	0.15	ND
2,4-DDD	0.08	ND	ND	ND	ND	ND
4,4-DDD	1.33	0.09	ND	ND	ND	ND
2,4-DDE	0.02	ND	ND	ND	ND	ND
4,4-DDE	0.97	0.09	ND	ND	0.13	ND
2,4-DDT	ND	ND	ND	ND	ND	ND
4,4-DDT	ND	ND	ND	ND	ND	ND
Aldrin	ND	ND	ND	ND	ND	ND
a-BHC	ND	ND	ND	ND	ND	ND
b-BHC	ND	0.01	ND	ND	ND	ND
d-BHC	ND	ND	ND	ND	ND	ND
g-BHC	ND	ND	ND	ND	ND	ND
Cis-chlordane	0.15	ND	ND	ND	0.07	ND
g-Chlordane	0.11	ND	ND	ND	ND	ND
Cis-nonachlor	0.09	ND	ND	ND	ND	ND
Dieldrin	0.25	ND	0.16	ND	0.22	0.25
Dursban	0.02	ND	ND	ND	0.10	ND
Endosulfan I	ND	ND	ND	ND	ND	ND
Endosulfan II	0.06	ND	ND	ND	ND	0.17
Endosulfan sulfate	0.12	0.02	ND	ND	ND	ND
Endrin	ND	ND	ND	ND	ND	ND
Endrin aldehyde	ND	ND	ND	ND	ND	ND
Endrin ketone	ND	ND	ND	ND	ND	ND
Heptachlor	ND	ND	ND	ND	ND	ND
Heptachlor epoxide	ND	ND	0.09	ND	ND	0.10
Methoxychlor	ND	ND	ND	ND	ND	ND
Mirex	ND	ND	ND	ND	ND	ND
Oxychlordane	ND	ND	ND	ND	ND	ND
Trans-nonachlor	0.12	ND	ND	ND	0.10	ND
Cl2(08)	ND	ND	ND	ND	ND	ND
Cl3(18)	0.18	ND	ND	ND	ND	ND
Cl3(28)	ND	ND	ND	ND	0.14	ND
Cl4(44)	ND	ND	ND	ND	ND	ND
Cl4(52)	0.05	ND	ND	ND	ND	ND
Cl4(66)	0.05	0.02	ND	ND	ND	ND
Cl4(77)	ND	ND	ND	ND	ND	ND
Cl5(101)	0.05	ND	ND	ND	ND	ND
Cl5(105)	ND	ND	ND	ND	ND	ND
Cl5(110)	0.10	ND	ND	ND	ND	ND
Cl5(118)	ND	ND	ND	ND	ND	ND
Cl5(126)	ND	ND	ND	ND	ND	ND
Cl6(128)	ND	ND	ND	ND	ND	ND
Cl6(129)	0.17	ND	ND	ND	ND	ND
Cl6(138)	0.27	ND	ND	ND	ND	ND
Cl6(153)	0.08	ND	ND	ND	ND	ND
Cl6(169)	ND	ND	ND	ND	ND	ND
Cl7(170)	1.10	ND	ND	ND	0.37	ND
Cl7(180)	0.39	ND	ND	ND	0.11	ND
Cl7(187)	0.12	ND	ND	ND	ND	ND
Cl8(195)	ND	ND	ND	ND	ND	ND
Cl9(206)	0.04	ND	ND	ND	ND	ND
Cl10(209)	0.03	ND	ND	ND	ND	ND
DDT	ND	ND	ND	ND	ND	ND
DDD	1.42	0.09	ND	ND	ND	ND
DDE	0.99	0.09	ND	ND	0.13	ND
Total DDTs	2.41	0.18	ND	ND	0.13	ND
BHCs	ND	0.01	ND	ND	ND	ND
Chlordanes	0.25	ND	ND	ND	0.07	ND
Endosulfans	0.18	0.02	ND	ND	ND	0.17
PCBs	2.61	0.02	ND	ND	0.61	ND
Other Chlorinated	3.11	0.87	0.91	2.55	5.54	ND

DISTRICT WIDE ASSESSMENT - 40 NEW SITES
FIELD SAMPLE DATA
8081M- SURROGATE CORRECTED

SITE_ID	LORANCRK	LOUISA	MAITL	MILLD	NBLACK	NEWLKA
BATCH_ID	99-148	99-104	99-104	99-104	99-148	99-148
MATRIX	Sediment	Sediment	Sediment	Sediment	Sediment	Sediment
ANAL_METH	8081-MOD	8081-MOD	8081-MOD	8081-MOD	8081-MOD	8081-MOD
UNIT	ug/kg, dry wt.	ug/kg, dry wt.	ug/kg, dry wt.	ug/kg, dry wt.	ug/kg, dry wt.	ug/kg, dry wt.
1,2,4,5-Tetrachlorobenzene	ND	ND	ND	0.04	0.14	ND
1,2,4-Trichlorobenzene	ND	ND	1.00	ND	ND	ND
1,2-Dichlorobenzene	ND	0.43	ND	ND	ND	ND
1,3-Dichlorobenzene	ND	0.18	3.67	0.64	ND	ND
1,4-Dichlorobenzene	ND	1.06	3.33	0.72	3.48	3.15
Hexachlorobutadiene	ND	ND	ND	ND	0.06	ND
Hexachlorocyclopentadiene	ND	ND	ND	ND	ND	ND
Hexachloroethane	ND	ND	0.17	0.04	0.17	ND
Hexachlorobenzene	ND	ND	ND	ND	ND	ND
2,4-DDD	ND	ND	0.22	ND	ND	ND
4,4-DDD	ND	0.22	1.48	0.13	ND	ND
2,4-DDE	ND	0.04	ND	ND	ND	ND
4,4-DDE	ND	0.74	7.17	0.18	ND	ND
2,4-DDT	ND	ND	ND	ND	ND	ND
4,4-DDT	ND	0.07	0.22	ND	ND	ND
Aldrin	ND	ND	ND	ND	ND	ND
a-BHC	ND	ND	ND	ND	ND	ND
b-BHC	ND	0.01	ND	ND	ND	ND
d-BHC	ND	0.01	ND	ND	ND	ND
g-BHC	ND	0.07	ND	ND	0.23	ND
Cis-chlordane	ND	0.01	1.57	0.02	0.19	ND
g-Chlordane	ND	0.10	2.18	0.02	ND	ND
Cis-nonachlor	ND	0.04	1.59	0.02	0.18	ND
Dieldrin	0.21	0.21	ND	ND	0.64	0.21
Dursban	ND	0.02	0.34	0.05	ND	ND
Endosulfan I	ND	ND	ND	ND	ND	ND
Endosulfan II	ND	0.12	ND	ND	ND	ND
Endosulfan sulfate	ND	0.05	ND	0.03	0.96	ND
Endrin	ND	ND	ND	ND	ND	ND
Endrin aldehyde	ND	ND	ND	ND	ND	ND
Endrin ketone	ND	ND	0.09	ND	ND	ND
Heptachlor	ND	ND	ND	ND	ND	ND
Heptachlor epoxide	0.07	ND	0.18	ND	0.23	0.08
Methoxychlor	ND	ND	ND	ND	ND	ND
Mirex	ND	ND	1.24	ND	ND	ND
Oxychlordane	ND	ND	0.32	ND	ND	ND
Trans-nonachlor	ND	0.02	1.23	ND	0.27	ND
Cl2(08)	ND	ND	ND	ND	ND	ND
Cl3(18)	ND	0.05	ND	ND	ND	ND
Cl3(28)	ND	ND	0.18	ND	0.46	ND
Cl4(44)	ND	ND	ND	ND	ND	ND
Cl4(52)	ND	ND	ND	ND	ND	ND
Cl4(66)	ND	ND	0.04	0.02	ND	ND
Cl4(77)	ND	ND	ND	ND	ND	ND
Cl5(101)	ND	ND	0.39	ND	ND	ND
Cl5(105)	ND	ND	0.21	ND	ND	ND
Cl5(110)	ND	0.07	0.66	ND	ND	ND
Cl5(118)	ND	ND	0.40	ND	ND	ND
Cl5(126)	ND	ND	ND	ND	ND	ND
Cl6(128)	ND	ND	0.09	ND	ND	0.06
Cl6(129)	ND	0.10	ND	ND	ND	ND
Cl6(138)	ND	ND	1.32	ND	ND	ND
Cl6(153)	ND	ND	0.52	ND	ND	ND
Cl6(169)	ND	ND	ND	ND	0.35	ND
Cl7(170)	ND	ND	ND	ND	0.48	ND
Cl7(180)	ND	0.04	0.50	0.04	0.33	ND
Cl7(187)	ND	0.08	ND	0.03	ND	0.13
Cl8(195)	ND	ND	ND	ND	ND	ND
Cl9(206)	ND	ND	0.13	ND	ND	ND
Cl10(209)	ND	ND	0.24	0.02	ND	ND
DDT	ND	0.07	0.22	ND	ND	ND
DDD	ND	0.22	1.70	0.13	ND	ND
DDE	ND	0.78	7.17	0.18	ND	ND
Total DDTs	ND	1.08	9.09	0.31	ND	ND
BHCs	ND	0.08	ND	ND	0.23	ND
Chlordanes	ND	0.12	4.07	0.04	0.19	ND
Endosulfans	ND	0.18	ND	0.03	0.96	ND
PCBs	ND	0.34	4.67	0.11	1.61	0.19
Other Chlorinated	ND	1.67	8.17	1.43	3.84	3.15

DISTRICT WIDE ASSESSMENT - 40 NEW SITES
FIELD SAMPLE DATA
8081M- SURROGATE CORRECTED

SITE_ID	NEWLKB	NEWLKC	NEWLKD	NEWLKE	NEWLKF	NORRIS
BATCH_ID	99-148	99-148	99-148	99-148	99-148	99-104
MATRIX	Sediment	Sediment	Sediment	Sediment	Sediment	Sediment
ANAL_METH	8081-MOD	8081-MOD	8081-MOD	8081-MOD	8081-MOD	8081-MOD
UNIT	ug/kg, dry wt.	ug/kg, dry wt.	ug/kg, dry wt.	ug/kg, dry wt.	ug/kg, dry wt.	ug/kg, dry wt.
1,2,4,5-Tetrachlorobenzene	ND	ND	ND	ND	ND	ND
1,2,4-Trichlorobenzene	ND	ND	ND	ND	ND	0.83
1,2-Dichlorobenzene	ND	ND	ND	ND	ND	2.43
1,3-Dichlorobenzene	ND	ND	ND	ND	ND	ND
1,4-Dichlorobenzene	4.13	12.47	28.49	34.36	36.07	ND
Hexachlorobutadiene	ND	ND	ND	ND	ND	0.10
Hexachlorocyclopentadiene	ND	ND	ND	ND	ND	ND
Hexachloroethane	ND	ND	ND	ND	ND	0.04
Hexachlorobenzene	ND	ND	ND	ND	ND	1.44
2,4-DDD	ND	ND	ND	ND	ND	4.75
4,4-DDD	ND	ND	ND	ND	ND	31.17
2,4-DDE	ND	ND	ND	ND	ND	1.93
4,4-DDE	ND	4.24	5.03	1.20	1.45	63.77
2,4-DDT	ND	ND	ND	ND	ND	0.56
4,4-DDT	ND	ND	ND	ND	ND	1.36
Aldrin	ND	ND	ND	ND	ND	ND
a-BHC	ND	ND	ND	ND	ND	ND
b-BHC	ND	ND	ND	ND	ND	ND
d-BHC	ND	0.50	ND	ND	ND	ND
g-BHC	ND	ND	ND	ND	ND	ND
Cis-chlordane	ND	ND	ND	ND	ND	ND
g-Chlordane	ND	ND	ND	ND	ND	0.52
Cis-nonachlor	ND	ND	ND	ND	ND	0.97
Dieldrin	0.28	1.16	ND	3.73	3.67	0.64
Dursban	ND	ND	ND	ND	ND	0.53
Endosulfan I	ND	ND	ND	ND	ND	ND
Endosulfan II	ND	ND	ND	ND	ND	ND
Endosulfan sulfate	ND	9.03	ND	ND	ND	0.41
Endrin	ND	ND	ND	ND	ND	0.03
Endrin aldehyde	ND	ND	ND	ND	ND	ND
Endrin ketone	ND	ND	ND	ND	ND	ND
Heptachlor	ND	ND	ND	ND	ND	ND
Heptachlor epoxide	0.09	ND	1.21	1.31	1.49	0.15
Methoxychlor	ND	ND	ND	ND	ND	ND
Mirex	ND	ND	ND	ND	ND	ND
Oxychlordane	ND	ND	ND	ND	ND	0.19
Trans-nonachlor	ND	ND	ND	ND	ND	0.23
Cl2(08)	ND	ND	ND	ND	ND	ND
Cl3(18)	ND	ND	ND	ND	ND	0.19
Cl3(28)	ND	ND	ND	ND	ND	1.04
Cl4(44)	ND	ND	ND	ND	ND	ND
Cl4(52)	ND	ND	ND	ND	ND	ND
Cl4(66)	ND	ND	ND	ND	ND	ND
Cl4(77)	ND	ND	ND	ND	ND	0.55
Cl5(101)	ND	ND	ND	ND	ND	0.70
Cl5(105)	ND	ND	ND	ND	ND	0.62
Cl5(110)	ND	1.67	ND	ND	ND	0.92
Cl5(118)	ND	ND	ND	ND	ND	0.78
Cl5(126)	ND	ND	ND	ND	ND	ND
Cl6(128)	ND	ND	0.80	ND	ND	ND
Cl6(129)	ND	ND	ND	ND	ND	ND
Cl6(138)	ND	ND	ND	ND	ND	2.57
Cl6(153)	ND	1.67	ND	ND	ND	0.97
Cl6(169)	0.31	4.61	ND	ND	ND	ND
Cl7(170)	ND	ND	ND	ND	ND	3.27
Cl7(180)	ND	ND	ND	ND	ND	0.76
Cl7(187)	ND	ND	2.76	1.38	1.10	ND
Cl8(195)	ND	3.78	ND	ND	ND	ND
Cl9(206)	ND	ND	ND	ND	ND	0.17
Cl10(209)	ND	ND	ND	ND	ND	0.26
DDT	ND	ND	ND	ND	ND	1.93
DDD	ND	ND	ND	ND	ND	35.92
DDE	ND	4.24	5.03	1.20	1.45	65.69
Total DDTs	ND	4.24	5.03	1.20	1.45	103.54
BHCs	ND	0.50	ND	ND	ND	ND
Chlordanes	ND	ND	ND	ND	ND	0.71
Endosulfans	ND	9.03	ND	ND	ND	0.41
PCBs	0.31	11.73	3.56	1.38	1.10	12.81
Other Chlorinated	4.13	12.47	28.49	34.36	36.07	3.40

DISTRICT WIDE ASSESSMENT - 40 NEW SITES
FIELD SAMPLE DATA
8081M- SURROGATE CORRECTED

SITE_ID	OLA	PCR-PL	SELLERS	SILRV	SJRJESUP	SJRPLTKA
BATCH_ID	99-104	99-148	99-104	99-148	99-148	99-148
MATRIX	Sediment	Sediment	Sediment	Sediment	Sediment	Sediment
ANAL_METH	8081-MOD	8081-MOD	8081-MOD	8081-MOD	8081-MOD	8081-MOD
UNIT	ug/kg, dry wt.	ug/kg, dry wt.	ug/kg, dry wt.	ug/kg, dry wt.	ug/kg, dry wt.	ug/kg, dry wt.
1,2,4,5-Tetrachlorobenzene	ND	0.58	ND	ND	ND	ND
1,2,4-Trichlorobenzene	0.08	ND	ND	ND	ND	0.15
1,2-Dichlorobenzene	ND	ND	0.70	ND	ND	ND
1,3-Dichlorobenzene	0.80	ND	0.50	ND	ND	ND
1,4-Dichlorobenzene	1.16	ND	1.50	8.07	1.96	3.75
Hexachlorobutadiene	0.05	0.05	ND	0.13	ND	ND
Hexachlorocyclopentadiene	ND	ND	ND	ND	ND	ND
Hexachloroethane	ND	0.08	0.01	ND	ND	ND
Hexachlorobenzene	0.83	ND	ND	ND	ND	ND
2,4-DDD	0.06	ND	ND	ND	ND	ND
4,4-DDD	0.29	0.50	0.08	ND	ND	ND
2,4-DDE	0.16	ND	ND	ND	ND	ND
4,4-DDE	1.58	0.26	0.05	1.80	ND	1.01
2,4-DDT	ND	0.16	ND	ND	ND	ND
4,4-DDT	ND	1.44	ND	ND	ND	0.29
Aldrin	ND	ND	ND	ND	ND	ND
a-BHC	ND	ND	ND	ND	ND	ND
b-BHC	0.01	ND	ND	ND	ND	ND
d-BHC	ND	ND	ND	ND	ND	ND
g-BHC	ND	ND	ND	ND	ND	0.42
Cis-chlordane	0.05	1.76	ND	ND	ND	0.16
g-Chlordane	0.05	2.25	0.01	ND	ND	ND
Cis-nonachlor	0.05	0.64	ND	ND	ND	ND
Dieldrin	0.27	0.77	ND	0.79	0.22	0.37
Dursban	0.06	4.22	ND	ND	ND	ND
Endosulfan I	0.10	ND	ND	ND	ND	ND
Endosulfan II	ND	0.25	ND	ND	ND	ND
Endosulfan sulfate	ND	ND	0.01	ND	ND	0.25
Endrin	ND	0.61	ND	ND	ND	ND
Endrin aldehyde	ND	ND	ND	ND	ND	ND
Endrin ketone	ND	ND	ND	0.58	ND	ND
Heptachlor	ND	0.76	ND	ND	ND	ND
Heptachlor epoxide	ND	0.38	ND	ND	0.13	0.35
Methoxychlor	ND	1.00	ND	ND	ND	ND
Mirex	ND	0.22	ND	0.36	ND	ND
Oxychlordane	ND	ND	ND	ND	ND	ND
Trans-nonachlor	0.03	1.97	ND	ND	ND	0.11
Cl2(08)	ND	ND	ND	ND	ND	ND
Cl3(18)	0.06	ND	ND	ND	ND	ND
Cl3(28)	0.23	ND	ND	ND	ND	ND
Cl4(44)	ND	ND	ND	ND	ND	ND
Cl4(52)	ND	ND	ND	ND	ND	ND
Cl4(66)	0.03	ND	0.01	ND	ND	ND
Cl4(77)	ND	ND	ND	ND	ND	ND
Cl5(101)	ND	1.02	ND	ND	ND	ND
Cl5(105)	ND	ND	ND	ND	ND	ND
Cl5(110)	0.18	0.91	ND	ND	ND	0.45
Cl5(118)	ND	1.20	ND	ND	ND	ND
Cl5(126)	ND	4.68	ND	ND	ND	0.84
Cl6(128)	ND	ND	ND	0.31	ND	0.38
Cl6(129)	ND	ND	ND	ND	ND	0.83
Cl6(138)	0.24	1.98	ND	ND	ND	0.56
Cl6(153)	ND	ND	ND	ND	ND	ND
Cl6(169)	ND	ND	ND	1.94	ND	ND
Cl7(170)	0.34	0.77	0.10	1.12	ND	0.44
Cl7(180)	ND	1.28	0.05	ND	ND	0.37
Cl7(187)	ND	0.14	ND	0.34	ND	0.79
Cl8(195)	ND	ND	ND	ND	ND	ND
Cl9(206)	ND	ND	ND	ND	ND	0.12
Cl10(209)	0.09	0.20	0.01	ND	ND	0.12
DDT	ND	1.61	ND	ND	ND	0.29
DDD	0.35	0.50	0.08	ND	ND	ND
DDE	1.74	0.26	0.05	1.80	ND	1.01
Total DDTs	2.09	2.37	0.13	1.80	ND	1.30
BHCs	0.01	ND	ND	ND	ND	0.42
Chlordanes	0.09	4.01	0.01	ND	ND	0.16
Endosulfans	0.10	0.25	0.01	ND	ND	0.25
PCBs	1.16	12.18	0.17	3.71	ND	4.90
Other Chlorinated	2.09	0.71	2.70	8.20	1.96	3.90

DISTRICT WIDE ASSESSMENT - 40 NEW SITES
FIELD SAMPLE DATA
8081M- SURROGATE CORRECTED

SITE_ID	SOUTH	SUNLAND	WASH	WINN
BATCH_ID	99-104	99-148	99-104	99-104
MATRIX	Sediment	Sediment	Sediment	Sediment
ANAL_METH	8081-MOD	8081-MOD	8081-MOD	8081-MOD
UNIT	ug/kg, dry wt.	ug/kg, dry wt.	ug/kg, dry wt.	ug/kg, dry wt.
1,2,4,5-Tetrachlorobenzene	ND	ND	ND	ND
1,2,4-Trichlorobenzene	ND	ND	0.26	ND
1,2-Dichlorobenzene	ND	ND	ND	0.73
1,3-Dichlorobenzene	0.50	ND	6.99	0.72
1,4-Dichlorobenzene	0.95	ND	4.75	1.40
Hexachlorobutadiene	ND	ND	ND	0.02
Hexachlorocyclopentadiene	ND	ND	ND	ND
Hexachloroethane	ND	ND	ND	0.02
Hexachlorobenzene	ND	ND	3.24	ND
2,4-DDD	ND	ND	0.19	0.01
4,4-DDD	ND	ND	1.16	0.20
2,4-DDE	ND	ND	0.21	0.05
4,4-DDE	0.56	ND	3.96	0.52
2,4-DDT	ND	ND	0.15	ND
4,4-DDT	ND	ND	ND	ND
Aldrin	ND	ND	ND	ND
a-BHC	ND	ND	ND	ND
b-BHC	ND	ND	ND	ND
d-BHC	ND	ND	ND	ND
g-BHC	ND	ND	ND	ND
Cis-chlordane	ND	ND	0.22	0.05
g-Chlordane	ND	ND	0.21	0.04
Cis-nonachlor	ND	ND	0.22	0.08
Dieldrin	ND	0.20	0.76	0.22
Dursban	0.15	ND	0.21	0.05
Endosulfan I	ND	ND	ND	0.04
Endosulfan II	0.28	ND	0.51	ND
Endosulfan sulfate	ND	ND	ND	0.02
Endrin	ND	ND	ND	ND
Endrin aldehyde	ND	ND	ND	ND
Endrin ketone	ND	ND	ND	ND
Heptachlor	ND	ND	ND	ND
Heptachlor epoxide	ND	ND	ND	ND
Methoxychlor	0.68	ND	1.13	ND
Mirex	ND	ND	0.09	0.02
Oxychlordane	ND	ND	ND	ND
Trans-nonachlor	ND	ND	0.04	0.05
Cl2(08)	ND	ND	ND	ND
Cl3(18)	ND	ND	ND	ND
Cl3(28)	0.36	ND	0.32	ND
Cl4(44)	0.42	ND	0.65	ND
Cl4(52)	ND	ND	ND	ND
Cl4(66)	ND	ND	0.11	0.02
Cl4(77)	ND	ND	ND	0.03
Cl5(101)	ND	ND	1.19	ND
Cl5(105)	ND	ND	0.13	ND
Cl5(110)	0.61	ND	0.29	0.03
Cl5(118)	ND	ND	0.27	0.01
Cl5(126)	ND	ND	ND	ND
Cl6(128)	ND	ND	ND	ND
Cl6(129)	ND	ND	0.15	ND
Cl6(138)	ND	ND	1.45	0.20
Cl6(153)	0.08	ND	0.41	0.03
Cl6(169)	ND	ND	0.10	ND
Cl7(170)	ND	ND	2.00	0.38
Cl7(180)	0.20	ND	0.36	0.09
Cl7(187)	ND	ND	0.21	0.03
Cl8(195)	ND	ND	0.11	ND
Cl9(206)	ND	ND	0.17	ND
Cl10(209)	ND	ND	0.18	ND
DDT	ND	ND	0.15	ND
DDD	ND	ND	1.36	0.21
DDE	0.56	ND	4.17	0.58
Total DDTs	0.56	ND	5.68	0.78
BHCs	ND	ND	ND	ND
Chlordanes	ND	ND	0.43	0.09
Endosulfans	0.28	ND	0.51	0.05
PCBs	1.68	ND	8.08	0.83
Other Chlorinated	1.44	ND	11.99	2.89

Appendix D. New Sites – Metal Data

DISTRICT WIDE ASSESSMENT - 40 NEW SITES
FIELD SAMPLE DATA
MG/KG DRY WT.
200.8-MOD, 200.9-MOD & 245.5

SITE	Aluminum	Arsenic	Cadmium	Chromium	Copper	Iron	Lead	Lithium	Manganese	Mercury	Nickel	Selenium	Silver	Tin	Zinc
BEAR	2380	1.200	ND	3.5	2.6	506	11.7	1.15	8.7	ND	0.91	0.259	0.052	0.337	10.5
BROWARD	1810	0.540	ND	4.2	2.0	599	14.0	1.50	27.6	0.010	0.58	0.298	0.100	0.344	10.7
CHARLES	10800	5.320	0.357	12.3	4.9	8620	17.5	1.30	138.0	0.283	9.29	2.690	0.052	0.382	24.0
CHERRY	2040	0.632	0.069	2.9	3.6	1020	5.9	2.13	16.9	0.018	1.00	0.429	0.028	0.206	9.5
DALHOUS	2390	0.516	0.027	7.2	3.1	1170	7.5	1.34	55.1	ND	0.68	0.346	0.177	0.586	12.2
DIAS	6680	6.390	0.045	7.1	3.9	5580	7.1	2.21	86.5	0.040	2.68	1.160	0.073	0.317	16.6
DORR	1090	0.202	ND	2.6	1.1	343	4.1	0.85	14.0	ND	0.34	0.222	0.055	0.241	5.2
HALFMOON	11500	5.860	0.453	17.9	11.3	9590	48.3	5.51	173.0	0.304	7.58	4.160	0.143	1.140	39.9
HAT26	757	ND	0.032	2.0	0.4	175	0.8	1.83	7.1	0.014	0.14	ND	0.012	0.160	11.1
HELENA	1420	2.190	2.260	11.6	9.7	1780	8.3	ND	44.0	0.118	9.33	6.260	0.037	0.388	26.7
HOWELL	2770	0.857	0.035	4.9	5.9	681	9.1	1.59	18.1	0.014	1.07	0.303	0.187	0.431	24.0
INDUSPL	5130	1.510	0.274	8.5	12.8	1430	128.0	2.43	17.5	0.115	5.14	0.209	1.550	1.040	27.8
JOHNSON	6020	0.892	0.065	6.7	4.2	1320	14.2	3.43	31.4	0.021	2.06	1.160	0.106	0.530	43.0
KERR	2120	4.800	ND	4.0	1.5	862	10.3	2.66	28.5	ND	0.55	0.345	0.063	0.239	8.5
LHAT26	7070	0.610	0.083	15.1	1.0	1660	6.6	3.46	13.0	0.022	1.66	ND	0.067	0.461	12.6
LHATSB	1350	0.470	0.037	2.3	0.8	1010	1.1	2.46	7.0	0.016	0.38	ND	0.030	0.326	7.4
LHNBPL	3640	0.400	0.111	4.8	1.1	874	2.6	1.70	12.6	0.016	1.12	ND	0.055	0.316	10.0
LOCCR	927	ND	ND	3.1	0.5	172	1.0	1.27	4.6	0.014	0.22	ND	0.044	0.430	8.8
LORANCRK	1980	ND	0.175	7.7	1.8	2620	3.6	4.18	82.2	0.013	0.50	ND	0.139	0.634	58.1
LOUISA	1670	0.383	ND	3.2	2.0	629	19.1	1.50	16.1	0.006	0.54	0.258	0.075	0.320	6.7
MAITL	23500	6.340	0.347	22.6	112.0	3070	61.2	9.75	34.4	0.172	7.72	0.940	0.119	1.180	67.2
MILLD	1340	0.299	ND	1.5	0.8	64	52.9	1.68	12.9	0.005	0.55	0.304	0.046	0.256	14.5
NBLACK	9750	1.510	0.187	11.4	2.5	3470	9.4	4.74	40.0	0.032	2.05	ND	0.106	0.663	38.8
NEWLKA	650	ND	0.038	1.2	1.5	129	0.6	1.01	1.8	0.012	0.27	ND	0.016	0.155	6.0
NEWLKB	710	ND	0.031	1.4	1.0	153	0.7	1.35	3.2	0.010	0.20	ND	0.021	0.156	6.2
NEWLKC	4810	1.450	0.218	4.8	3.7	3950	22.1	1.00	36.3	0.105	2.50	0.512	0.063	0.920	29.3
NEWLKD	16700	6.450	0.592	22.4	9.9	8840	26.8	3.95	47.0	0.275	11.30	2.130	0.097	1.320	67.7
NEWLKE	16900	5.420	0.390	24.6	12.5	10500	21.3	4.67	51.3	0.233	11.20	2.660	0.090	0.796	47.6
NEWLKF	15400	6.190	0.362	23.5	8.3	9950	16.7	4.37	45.0	0.199	10.60	1.980	0.096	0.724	35.7
NORRIS	27400	7.910	0.403	23.4	11.1	30200	43.1	18.30	216.0	0.284	14.40	1.850	0.116	1.010	44.1
OLA	3170	1.140	0.025	4.7	5.7	562	7.0	1.71	21.3	0.008	1.35	0.352	0.081	0.406	10.5
PCR-PL	1280	0.630	0.262	6.8	2.3	420	6.5	ND	15.3	0.064	2.17	ND	0.071	0.407	21.5
SELLERS	1700	0.387	ND	3.9	2.3	960	5.3	1.74	32.1	0.005	0.41	0.274	0.080	0.363	16.0
SILRV	454	1.480	0.434	30.9	1.5	690	2.2	ND	11.9	0.040	4.09	2.640	0.087	0.261	8.7
SJRJESUP	4590	0.590	0.076	5.2	0.9	1520	3.6	2.35	38.9	0.013	0.79	ND	0.068	0.269	14.0
SJRPLTKA	6790	2.050	0.158	10.0	3.6	3980	8.9	2.17	61.5	0.044	1.87	0.692	0.117	1.670	25.5
SOUTH	1790	1.560	0.023	4.1	1.6	5020	5.7	1.05	38.1	0.051	2.40	1.410	0.025	0.164	15.2
SUNLAND	1180	ND	0.036	2.6	0.6	307	33.6	1.94	9.2	0.011	0.35	ND	0.023	0.307	9.1
WASH	19800	0.490	0.250	20.2	8.8	11800	22.3	8.72	102.0	0.190	7.41	1.550	0.139	0.789	46.1
WINN	3820	0.672	0.029	3.8	2.2	571	9.8	1.30	20.0	0.013	0.97	0.458	0.039	0.199	9.7

Appendix E. New Sites – Nutrient, TOC, Grain Size, Total Solids, and Total Volatile Solids Data

DISTRICT WIDE ASSESSMENT - 40 NEW SITES
ANCILLARY MEASUREMENTS - SEDIMENT
(FIELD DATA)

		SITE_ID	BEAR	BROWARD	CHARLES	CHERRY
ANAL_MET	**UNIT**	**PARAMETER**				
SM17 2540G	% of wet weight	PERCENT MOISTURE	31.0	26.3	86.8	31.8
SM17 2540G	% of wet weight	TOTAL SOLIDS	69.0	73.7	13.2	68.2
SM17 2540G	% of dry weight	TOTAL VOLATILE SOLIDS	1.0	0.9	46.6	2.6
SW846 9060	mg/kg	TOC	6180	3340	342000	18500
Folk 1994	% of dry volume	PERCENT SAND	88.4	91.5	23.6	82.5
Folk 1994	% of dry volume	PERCENT SILT	9.6	6.9	66.1	15.4
Folk 1994	% of dry volume	PERCENT CLAY	2.0	1.6	10.4	2.1
Folk 1995	% of dry volume	PERCENT MUD	11.6	8.5	76.5	17.5
EPA/CE-81-1 p.3-223	mg / kg	SOLUBLE REACTIVE PHOSPHATE	0.6	0.5	4.5	ND
EPA/CE-81-1 p.3-201,2	mg / kg	TOTAL KJELDAHL NITROGEN	568	369	19600	1100
EPA/CE-81-1 p.3-227 (e)	mg / kg	TOTAL PHOSPHORUS	154	58	818	79
Coulter 1994	um	MEAN	211	171	23.6	251
Coulter 1994	um	MEDIAN	273	218	21.1	383
Coulter 1994	um	MODE	269	223	13.6	391
Coulter 1994	um	STDDEV	3.5	2.65	4.76	4.97
Coulter 1994	-	SKEWNESS	-1.98	-2.94	0.44	-1.29
Coulter 1994	-	KURTOSIS	4.02	8.94	0.48	0.88
Coulter 1994	% of tot. sed. vol.	VOL% 0-0.49 um	ND	ND	ND	ND
Coulter 1994	% of tot. sed. vol.	VOL% 0.49-0.69 um	ND	ND	0.6	ND
Coulter 1994	% of tot. sed. vol.	VOL% 0.69-0.98 um	ND	ND	0.9	ND
Coulter 1994	% of tot. sed. vol.	VOL% 0.98-1.38 um	0.2	0.2	1.2	ND
Coulter 1994	% of tot. sed. vol.	VOL% 1.38-1.95 um	0.3	0.3	1.5	0.3
Coulter 1994	% of tot. sed. vol.	VOL% 1.95-2.76 um	0.5	0.4	2.3	0.6
Coulter 1994	% of tot. sed. vol.	VOL% 2.76-3.91 um	0.7	0.6	3.7	1.0
Coulter 1994	% of tot. sed. vol.	VOL% 3.91-5.52 um	1.1	0.8	5.4	1.5
Coulter 1994	% of tot. sed. vol.	VOL% 5.52-7.81 um	1.4	1.0	7.4	2.1
Coulter 1994	% of tot. sed. vol.	VOL% 7.81-11.0 um	1.5	1.2	8.9	2.4
Coulter 1994	% of tot. sed. vol.	VOL% 11.0-15.6 um	1.5	1.2	9.7	2.6
Coulter 1994	% of tot. sed. vol.	VOL% 15.6-22.1 um	1.3	1.0	9.4	2.3
Coulter 1994	% of tot. sed. vol.	VOL% 22.1-31.0 um	1.0	0.7	8.5	1.8
Coulter 1994	% of tot. sed. vol.	VOL% 31.0-44.0 um	0.9	0.6	8.5	1.5
Coulter 1994	% of tot. sed. vol.	VOL% 44.0-62.5 um	1.0	0.5	8.3	1.3
Coulter 1994	% of tot. sed. vol.	VOL% 62.5-88.0 um	1.1	0.8	6.8	1.1
Coulter 1994	% of tot. sed. vol.	VOL% 88.0-125 um	1.8	2.6	4.9	1.7
Coulter 1994	% of tot. sed. vol.	VOL% 125-177 um	7.2	16.4	3.3	4.3
Coulter 1994	% of tot. sed. vol.	VOL% 177-250 um	21.6	38.1	1.8	8.7
Coulter 1994	% of tot. sed. vol.	VOL% 250-350 um	23.6	27.0	1.0	12.9
Coulter 1994	% of tot. sed. vol.	VOL% 350-500 um	16.7	6.4	0.8	14.9
Coulter 1994	% of tot. sed. vol.	VOL% 500-710 um	8.5	0.2	0.5	12.1
Coulter 1994	% of tot. sed. vol.	VOL% 710-1000 um	5.4	ND	1.1	11.2
Coulter 1994	% of tot. sed. vol.	VOL% 1000-1410 um	2.4	ND	1.8	9.5
Coulter 1994	% of tot. sed. vol.	VOL% 1410-2000 um	ND	ND	1.7	6.1
Coulter 1994	% of tot. sed. vol.	VOL% 2000-2830 um	ND	ND	ND	ND

DISTRICT WIDE ASSESSMENT - 40 NEW SITES
ANCILLARY MEASUREMENTS - SEDIMENT
(FIELD DATA)

			SITE_ID	DALHOUS	DIAS	DORR	HALFMOON
ANAL_MET	**UNIT**	**PARAMETER**					
SM17 2540G	% of wet weight	PERCENT MOISTURE		27.5	72.2	20.5	86.3
SM17 2540G	% of wet weight	TOTAL SOLIDS		72.5	27.8	79.5	13.7
SM17 2540G	% of dry weight	TOTAL VOLATILE SOLIDS		0.8	16.0	0.7	47.9
SW846 9060	mg/kg	TOC		4530	41700	2690	257000
Folk 1994	% of dry volume	PERCENT SAND		92.5	77.3	96.7	32.3
Folk 1994	% of dry volume	PERCENT SILT		6.3	21.2	2.5	62.4
Folk 1994	% of dry volume	PERCENT CLAY		1.3	1.5	0.8	5.2
Folk 1995	% of dry volume	PERCENT MUD		7.6	22.7	3.3	67.6
EPA/CE-81-1 p.3-223	mg / kg	SOLUBLE REACTIVE PHOSPHATE		ND	2.0	0.6	4.5
EPA/CE-81-1 p.3-201.2	mg / kg	TOTAL KJELDAHL NITROGEN		401	5110	176	18900
EPA/CE-81-1 p.3-227 (e)	mg / kg	TOTAL PHOSPHORUS		55	252	30	759
Coulter 1994	um	MEAN		187	230	296	32.6
Coulter 1994	um	MEDIAN		218	304	331	30.4
Coulter 1994	um	MODE		204	2380	356	18
Coulter 1994	um	STDDEV		2.63	5.47	2.23	4
Coulter 1994	-	SKEWNESS		-2.40	-0.71	-3.53	0.08
Coulter 1994	-	KURTOSIS		7.51	-0.22	17.60	0.02
Coulter 1994	% of tot. sed. vol.	VOL% 0-0.49 um		ND	ND	ND	ND
Coulter 1994	% of tot. sed. vol.	VOL% 0.49-0.69 um		ND	ND	ND	0.3
Coulter 1994	% of tot. sed. vol.	VOL% 0.69-0.98 um		ND	ND	ND	0.4
Coulter 1994	% of tot. sed. vol.	VOL% 0.98-1.38 um		ND	ND	ND	0.5
Coulter 1994	% of tot. sed. vol.	VOL% 1.38-1.95 um		0.3	0.2	ND	0.7
Coulter 1994	% of tot. sed. vol.	VOL% 1.95-2.76 um		0.4	0.4	0.2	1.1
Coulter 1994	% of tot. sed. vol.	VOL% 2.76-3.91 um		0.5	0.7	0.3	2.1
Coulter 1994	% of tot. sed. vol.	VOL% 3.91-5.52 um		0.6	1.0	0.3	3.5
Coulter 1994	% of tot. sed. vol.	VOL% 5.52-7.81 um		0.8	1.6	0.4	5.5
Coulter 1994	% of tot. sed. vol.	VOL% 7.81-11.0 um		1.0	2.2	0.4	7.5
Coulter 1994	% of tot. sed. vol.	VOL% 11.0-15.6 um		1.0	2.9	0.4	9.4
Coulter 1994	% of tot. sed. vol.	VOL% 15.6-22.1 um		0.9	3.4	0.3	10.2
Coulter 1994	% of tot. sed. vol.	VOL% 22.1-31.0 um		0.7	3.4	0.2	9.3
Coulter 1994	% of tot. sed. vol.	VOL% 31.0-44.0 um		0.6	3.4	0.2	8.7
Coulter 1994	% of tot. sed. vol.	VOL% 44.0-62.5 um		0.6	3.5	0.2	8.4
Coulter 1994	% of tot. sed. vol.	VOL% 62.5-88.0 um		1.0	3.5	0.4	7.9
Coulter 1994	% of tot. sed. vol.	VOL% 88.0-125 um		5.2	3.7	1.1	7.2
Coulter 1994	% of tot. sed. vol.	VOL% 125-177 um		19.6	5.0	4.2	6.0
Coulter 1994	% of tot. sed. vol.	VOL% 177-250 um		27.9	9.0	15.6	4.3
Coulter 1994	% of tot. sed. vol.	VOL% 250-350 um		22.2	10.3	31.2	2.8
Coulter 1994	% of tot. sed. vol.	VOL% 350-500 um		11.9	8.5	31.0	1.8
Coulter 1994	% of tot. sed. vol.	VOL% 500-710 um		2.4	7.0	10.3	0.8
Coulter 1994	% of tot. sed. vol.	VOL% 710-1000 um		1.1	7.8	1.7	0.5
Coulter 1994	% of tot. sed. vol.	VOL% 1000-1410 um		1.2	8.5	0.8	0.6
Coulter 1994	% of tot. sed. vol.	VOL% 1410-2000 um		ND	8.1	ND	0.6
Coulter 1994	% of tot. sed. vol.	VOL% 2000-2830 um		ND	6.1	0.4	ND

DISTRICT WIDE ASSESSMENT - 40 NEW SITES
ANCILLARY MEASUREMENTS - SEDIMENT
(FIELD DATA)

		SITE_ID	HAT26	HELENA	HOWELL	INDUSPL
ANAL_MET	**UNIT**	**PARAMETER**				
SM17 2540G	% of wet weight	PERCENT MOISTURE	20.0	94.5	40.2	76.0
SM17 2540G	% of wet weight	TOTAL SOLIDS	80.0	5.5	59.8	24.0
SM17 2540G	% of dry weight	TOTAL VOLATILE SOLIDS	ND	52.5	1.5	30.9
SW846 9060	mg/kg	TOC	440	340000	10800	244000
Folk 1994	% of dry volume	PERCENT SAND	100.0	81.1	84.3	81.1
Folk 1994	% of dry volume	PERCENT SILT	ND	18.3	14.8	17.4
Folk 1994	% of dry volume	PERCENT CLAY	ND	0.6	1.0	1.5
Folk 1995	% of dry volume	PERCENT MUD	ND	18.9	15.8	18.9
EPA/CE-81-1 p.3-223	mg / kg	SOLUBLE REACTIVE PHOSPHATE	ND	8.0	0.9	1.9
EPA/CE-81-1 p.3-201,2	mg / kg	TOTAL KJELDAHL NITROGEN	41	23300	900	7350
EPA/CE-81-1 p.3-227 (e)	mg / kg	TOTAL PHOSPHORUS	14	2730	157	717
Coulter 1994	um	MEAN	511	313	164	259
Coulter 1994	um	MEDIAN	512	500	229	351
Coulter 1994	um	MODE	517	1740	245	2380
Coulter 1994	um	STDDEV	1.5	4.87	3	5.01
Coulter 1994	-	SKEWNESS	-0.25	-0.77	-1.83	-0.82
Coulter 1994	-	KURTOSIS	0.40	-0.33	3.25	0.38
Coulter 1994	% of tot. sed. vol.	VOL% 0-0.49 um	ND	ND	ND	ND
Coulter 1994	% of tot. sed. vol.	VOL% 0.49-0.69 um	ND	ND	ND	ND
Coulter 1994	% of tot. sed. vol.	VOL% 0.69-0.98 um	ND	ND	ND	ND
Coulter 1994	% of tot. sed. vol.	VOL% 0.98-1.38 um	ND	ND	ND	ND
Coulter 1994	% of tot. sed. vol.	VOL% 1.38-1.95 um	ND	ND	ND	0.3
Coulter 1994	% of tot. sed. vol.	VOL% 1.95-2.76 um	ND	ND	0.2	0.4
Coulter 1994	% of tot. sed. vol.	VOL% 2.76-3.91 um	ND	0.3	0.4	0.5
Coulter 1994	% of tot. sed. vol.	VOL% 3.91-5.52 um	ND	0.6	0.6	0.7
Coulter 1994	% of tot. sed. vol.	VOL% 5.52-7.81 um	ND	0.8	1.0	1.0
Coulter 1994	% of tot. sed. vol.	VOL% 7.81-11.0 um	ND	1.2	1.5	1.4
Coulter 1994	% of tot. sed. vol.	VOL% 11.0-15.6 um	ND	1.7	2.1	2.0
Coulter 1994	% of tot. sed. vol.	VOL% 15.6-22.1 um	ND	2.4	2.7	2.6
Coulter 1994	% of tot. sed. vol.	VOL% 22.1-31.0 um	ND	3.1	2.6	2.9
Coulter 1994	% of tot. sed. vol.	VOL% 31.0-44.0 um	ND	3.9	2.3	3.2
Coulter 1994	% of tot. sed. vol.	VOL% 44.0-62.5 um	ND	4.6	2.0	3.5
Coulter 1994	% of tot. sed. vol.	VOL% 62.5-88.0 um	ND	4.8	1.5	3.8
Coulter 1994	% of tot. sed. vol.	VOL% 88.0-125 um	0.3	4.8	2.4	4.5
Coulter 1994	% of tot. sed. vol.	VOL% 125-177 um	0.7	4.8	11.6	5.5
Coulter 1994	% of tot. sed. vol.	VOL% 177-250 um	3.0	4.9	26.3	7.2
Coulter 1994	% of tot. sed. vol.	VOL% 250-350 um	12.6	5.3	26.1	10.0
Coulter 1994	% of tot. sed. vol.	VOL% 350-500 um	31.2	6.5	13.3	12.2
Coulter 1994	% of tot. sed. vol.	VOL% 500-710 um	31.2	8.0	2.3	10.0
Coulter 1994	% of tot. sed. vol.	VOL% 710-1000 um	15.8	10.7	0.3	7.6
Coulter 1994	% of tot. sed. vol.	VOL% 1000-1410 um	5.4	13.4	0.3	6.1
Coulter 1994	% of tot. sed. vol.	VOL% 1410-2000 um	ND	14.9	ND	4.3
Coulter 1994	% of tot. sed. vol.	VOL% 2000-2830 um	ND	2.9	ND	9.8

DISTRICT WIDE ASSESSMENT - 40 NEW SITES
ANCILLARY MEASUREMENTS - SEDIMENT
(FIELD DATA)

		SITE_ID	JOHNSON	KERR	LHAT26	LHATSB
ANAL_MET	**UNIT**	**PARAMETER**				
SM17 2540G	% of wet weight	PERCENT MOISTURE	37.3	22.1	20.5	27.3
SM17 2540G	% of wet weight	TOTAL SOLIDS	62.7	77.9	79.5	72.7
SM17 2540G	% of dry weight	TOTAL VOLATILE SOLIDS	4.6	0.6	0.8	0.8
SW846 9060	mg/kg	TOC	22600	2920	2280	2530
Folk 1994	% of dry volume	PERCENT SAND	68.1	96.6	95.1	95.9
Folk 1994	% of dry volume	PERCENT SILT	26.9	2.6	2.3	3.6
Folk 1994	% of dry volume	PERCENT CLAY	5.0	0.8	2.5	0.5
Folk 1995	% of dry volume	PERCENT MUD	31.9	3.4	4.8	4.1
EPA/CE-81-1 p.3-223	mg / kg	SOLUBLE REACTIVE PHOSPHATE	ND	0.7	3.1	ND
EPA/CE-81-1 p.3-201.2	mg / kg	TOTAL KJELDAHL NITROGEN	1960	294	262	238
EPA/CE-81-1 p.3-227 (e)	mg / kg	TOTAL PHOSPHORUS	179	33	1230	33
Coulter 1994	um	MEAN	116	344	335	356
Coulter 1994	um	MEDIAN	288	380	416	409
Coulter 1994	um	MODE	391	391	429	429
Coulter 1994	um	STDDEV	5.86	2.32	3.05	2.43
Coulter 1994	-	SKEWNESS	-0.98	-3.58	-3.43	-2.57
Coulter 1994	-	KURTOSIS	-0.36	17.10	13.20	9.77
Coulter 1994	% of tot. sed. vol.	VOL% 0-0.49 um	ND	ND	ND	ND
Coulter 1994	% of tot. sed. vol.	VOL% 0.49-0.69 um	0.2	ND	ND	ND
Coulter 1994	% of tot. sed. vol.	VOL% 0.69-0.98 um	0.4	ND	0.3	ND
Coulter 1994	% of tot. sed. vol.	VOL% 0.98-1.38 um	0.5	ND	0.4	ND
Coulter 1994	% of tot. sed. vol.	VOL% 1.38-1.95 um	0.8	ND	0.5	ND
Coulter 1994	% of tot. sed. vol.	VOL% 1.95-2.76 um	1.2	0.2	0.6	ND
Coulter 1994	% of tot. sed. vol.	VOL% 2.76-3.91 um	1.9	0.3	0.6	0.2
Coulter 1994	% of tot. sed. vol.	VOL% 3.91-5.52 um	2.7	0.4	0.6	0.3
Coulter 1994	% of tot. sed. vol.	VOL% 5.52-7.81 um	3.5	0.4	0.4	0.4
Coulter 1994	% of tot. sed. vol.	VOL% 7.81-11.0 um	4.0	0.4	0.3	0.4
Coulter 1994	% of tot. sed. vol.	VOL% 11.0-15.6 um	4.3	0.4	0.2	0.5
Coulter 1994	% of tot. sed. vol.	VOL% 15.6-22.1 um	4.0	0.3	0.2	0.5
Coulter 1994	% of tot. sed. vol.	VOL% 22.1-31.0 um	3.3	0.2	ND	0.4
Coulter 1994	% of tot. sed. vol.	VOL% 31.0-44.0 um	2.8	ND	ND	0.4
Coulter 1994	% of tot. sed. vol.	VOL% 44.0-62.5 um	2.3	ND	0.2	0.6
Coulter 1994	% of tot. sed. vol.	VOL% 62.5-88.0 um	1.6	0.2	0.4	1.0
Coulter 1994	% of tot. sed. vol.	VOL% 88.0-125 um	1.0	0.4	1.0	1.9
Coulter 1994	% of tot. sed. vol.	VOL% 125-177 um	1.7	1.6	2.8	3.8
Coulter 1994	% of tot. sed. vol.	VOL% 177-250 um	7.3	10.1	8.0	9.2
Coulter 1994	% of tot. sed. vol.	VOL% 250-350 um	18.9	26.3	18.7	18.6
Coulter 1994	% of tot. sed. vol.	VOL% 350-500 um	23.3	32.6	31.0	26.8
Coulter 1994	% of tot. sed. vol.	VOL% 500-710 um	11.3	16.8	21.7	20.3
Coulter 1994	% of tot. sed. vol.	VOL% 710-1000 um	2.7	6.3	9.5	10.3
Coulter 1994	% of tot. sed. vol.	VOL% 1000-1410 um	0.3	2.2	2.3	3.9
Coulter 1994	% of tot. sed. vol.	VOL% 1410-2000 um	ND	ND	ND	ND
Coulter 1994	% of tot. sed. vol.	VOL% 2000-2830 um	ND	ND	ND	ND

DISTRICT WIDE ASSESSMENT - 40 NEW SITES
ANCILLARY MEASUREMENTS - SEDIMENT
(FIELD DATA)

		SITE_ID	LHNBPL	LOCCR	LORANCRK	LOUISA
ANAL_MET	**UNIT**	**PARAMETER**				
SM17 2540G	% of wet weight	PERCENT MOISTURE	20.4	25.4	20.2	23.6
SM17 2540G	% of wet weight	TOTAL SOLIDS	79.6	74.6	79.8	76.4
SM17 2540G	% of dry weight	TOTAL VOLATILE SOLIDS	0.5	1.0	ND	0.6
SW846 9060	mg/kg	TOC	1780	2060	280	2830
Folk 1994	% of dry volume	PERCENT SAND	97.1	96.7	99.5	96.3
Folk 1994	% of dry volume	PERCENT SILT	2.1	2.8	ND	2.6
Folk 1994	% of dry volume	PERCENT CLAY	0.9	0.5	ND	1.2
Folk 1995	% of dry volume	PERCENT MUD	3.0	3.3	ND	3.8
EPA/CE-81-1 p.3-223	mg / kg	SOLUBLE REACTIVE PHOSPHATE	1.5	0.5	ND	ND
EPA/CE-81-1 p.3-201,2	mg / kg	TOTAL KJELDAHL NITROGEN	143	267	30	217
EPA/CE-81-1 p.3-227 (e)	mg / kg	TOTAL PHOSPHORUS	2290	27	34	29
Coulter 1994	um	MEAN	321	235	438	293
Coulter 1994	um	MEDIAN	344	251	423	311
Coulter 1994	um	MODE	324	269	391	296
Coulter 1994	um	STDDEV	2.25	2.11	1.8	2.48
Coulter 1994	-	SKEWNESS	-3.36	-2.27	-1.48	-3.02
Coulter 1994	-	KURTOSIS	17.40	11.90	13.10	13.90
Coulter 1994	% of tot. sed. vol.	VOL% 0-0.49 um	ND	ND	ND	ND
Coulter 1994	% of tot. sed. vol.	VOL% 0.49-0.69 um	ND	ND	ND	ND
Coulter 1994	% of tot. sed. vol.	VOL% 0.69-0.98 um	ND	ND	ND	ND
Coulter 1994	% of tot. sed. vol.	VOL% 0.98-1.38 um	ND	ND	ND	ND
Coulter 1994	% of tot. sed. vol.	VOL% 1.38-1.95 um	ND	ND	ND	0.2
Coulter 1994	% of tot. sed. vol.	VOL% 1.95-2.76 um	0.2	ND	ND	0.3
Coulter 1994	% of tot. sed. vol.	VOL% 2.76-3.91 um	0.2	ND	ND	0.3
Coulter 1994	% of tot. sed. vol.	VOL% 3.91-5.52 um	0.3	ND	ND	0.4
Coulter 1994	% of tot. sed. vol.	VOL% 5.52-7.81 um	0.3	0.2	ND	0.4
Coulter 1994	% of tot. sed. vol.	VOL% 7.81-11.0 um	0.3	0.2	ND	0.4
Coulter 1994	% of tot. sed. vol.	VOL% 11.0-15.6 um	0.3	0.3	ND	0.3
Coulter 1994	% of tot. sed. vol.	VOL% 15.6-22.1 um	0.3	0.4	ND	0.3
Coulter 1994	% of tot. sed. vol.	VOL% 22.1-31.0 um	0.2	0.4	ND	0.3
Coulter 1994	% of tot. sed. vol.	VOL% 31.0-44.0 um	0.2	0.4	ND	0.3
Coulter 1994	% of tot. sed. vol.	VOL% 44.0-62.5 um	0.3	0.7	ND	0.3
Coulter 1994	% of tot. sed. vol.	VOL% 62.5-88.0 um	0.4	1.5	ND	0.4
Coulter 1994	% of tot. sed. vol.	VOL% 88.0-125 um	1.1	4.9	0.5	1.1
Coulter 1994	% of tot. sed. vol.	VOL% 125-177 um	3.8	13.6	1.6	6.3
Coulter 1994	% of tot. sed. vol.	VOL% 177-250 um	15.2	26.4	9.3	20.5
Coulter 1994	% of tot. sed. vol.	VOL% 250-350 um	28.2	28.1	22.5	27.0
Coulter 1994	% of tot. sed. vol.	VOL% 350-500 um	26.6	15.4	28.1	20.5
Coulter 1994	% of tot. sed. vol.	VOL% 500-710 um	13.2	2.2	18.5	10.7
Coulter 1994	% of tot. sed. vol.	VOL% 710-1000 um	6.5	2.2	10.9	6.8
Coulter 1994	% of tot. sed. vol.	VOL% 1000-1410 um	2.1	2.3	6.2	2.9
Coulter 1994	% of tot. sed. vol.	VOL% 1410-2000 um	ND	ND	1.7	ND
Coulter 1994	% of tot. sed. vol.	VOL% 2000-2830 um	ND	ND	0.2	ND

DISTRICT WIDE ASSESSMENT - 40 NEW SITES
ANCILLARY MEASUREMENTS - SEDIMENT
(FIELD DATA)

			SITE_ID	MAITL	MILLD	NBLACK	NEWLKA
ANAL_MET	**UNIT**	**PARAMETER**					
SM17 2540G	% of wet weight	PERCENT MOISTURE		53.7	25.8	47.7	25.7
SM17 2540G	% of wet weight	TOTAL SOLIDS		46.3	74.2	52.3	74.3
SM17 2540G	% of dry weight	TOTAL VOLATILE SOLIDS		4.6	1.1	4.6	0.6
SW846 9060	mg/kg	TOC		17500	44100	13700	3160
Folk 1994	% of dry volume	PERCENT SAND		74.8	96.8	73.2	98.6
Folk 1994	% of dry volume	PERCENT SILT		23.6	2.7	22.9	1.2
Folk 1994	% of dry volume	PERCENT CLAY		1.6	0.5	3.8	ND
Folk 1995	% of dry volume	PERCENT MUD		25.2	3.2	26.7	1.2
EPA/CE-81-1 p.3-223	mg / kg	SOLUBLE REACTIVE PHOSPHATE		1.9	ND	0.6	1.1
EPA/CE-81-1 p.3-201,2	mg / kg	TOTAL KJELDAHL NITROGEN		2090	503	1140	367
EPA/CE-81-1 p.3-227 (e)	mg / kg	TOTAL PHOSPHORUS		1260	39	457	51
Coulter 1994	um	MEAN		150	634	114	381
Coulter 1994	um	MEDIAN		228	797	188	397
Coulter 1994	um	MODE		324	1090	223	391
Coulter 1994	um	STDDEV		4.1	2.83	4.69	1.83
Coulter 1994	-	SKEWNESS		-0.92	-2.20	-0.96	-2.66
Coulter 1994	-	KURTOSIS		0.41	7.54	0.60	16.10
Coulter 1994	% of tot. sed. vol.	VOL% 0-0.49 um		ND	ND	ND	ND
Coulter 1994	% of tot. sed. vol.	VOL% 0.49-0.69 um		ND	ND	ND	ND
Coulter 1994	% of tot. sed. vol.	VOL% 0.69-0.98 um		ND	ND	0.3	ND
Coulter 1994	% of tot. sed. vol.	VOL% 0.98-1.38 um		ND	ND	0.4	ND
Coulter 1994	% of tot. sed. vol.	VOL% 1.38-1.95 um		0.3	ND	0.6	ND
Coulter 1994	% of tot. sed. vol.	VOL% 1.95-2.76 um		0.4	ND	0.9	ND
Coulter 1994	% of tot. sed. vol.	VOL% 2.76-3.91 um		0.6	0.2	1.3	ND
Coulter 1994	% of tot. sed. vol.	VOL% 3.91-5.52 um		0.9	0.3	1.8	ND
Coulter 1994	% of tot. sed. vol.	VOL% 5.52-7.81 um		1.4	0.4	2.4	ND
Coulter 1994	% of tot. sed. vol.	VOL% 7.81-11.0 um		1.9	0.4	2.8	ND
Coulter 1994	% of tot. sed. vol.	VOL% 11.0-15.6 um		2.6	0.4	3.1	ND
Coulter 1994	% of tot. sed. vol.	VOL% 15.6-22.1 um		3.3	0.4	3.2	ND
Coulter 1994	% of tot. sed. vol.	VOL% 22.1-31.0 um		3.9	0.3	3.1	ND
Coulter 1994	% of tot. sed. vol.	VOL% 31.0-44.0 um		4.6	0.3	3.1	ND
Coulter 1994	% of tot. sed. vol.	VOL% 44.0-62.5 um		5.0	0.3	3.5	ND
Coulter 1994	% of tot. sed. vol.	VOL% 62.5-88.0 um		5.0	0.4	3.8	0.3
Coulter 1994	% of tot. sed. vol.	VOL% 88.0-125 um		5.2	0.7	4.8	0.7
Coulter 1994	% of tot. sed. vol.	VOL% 125-177 um		6.8	2.2	11.5	2.8
Coulter 1994	% of tot. sed. vol.	VOL% 177-250 um		11.3	5.4	21.0	10.8
Coulter 1994	% of tot. sed. vol.	VOL% 250-350 um		15.0	9.0	16.4	23.2
Coulter 1994	% of tot. sed. vol.	VOL% 350-500 um		14.1	11.6	6.4	30.3
Coulter 1994	% of tot. sed. vol.	VOL% 500-710 um		8.5	12.4	2.1	20.0
Coulter 1994	% of tot. sed. vol.	VOL% 710-1000 um		5.1	17.4	2.4	8.4
Coulter 1994	% of tot. sed. vol.	VOL% 1000-1410 um		2.9	18.6	2.7	2.0
Coulter 1994	% of tot. sed. vol.	VOL% 1410-2000 um		0.8	15.8	1.8	ND
Coulter 1994	% of tot. sed. vol.	VOL% 2000-2830 um		ND	3.3	0.4	ND

DISTRICT WIDE ASSESSMENT - 40 NEW SITES
ANCILLARY MEASUREMENTS - SEDIMENT
(FIELD DATA)

		SITE_ID	NEWLKB	NEWLKC	NEWLKD	NEWLKE
ANAL_MET	**UNIT**	**PARAMETER**				
SM17 2540G	% of wet weight	PERCENT MOISTURE	24.1	87.1	94.6	94.8
SM17 2540G	% of wet weight	TOTAL SOLIDS	75.9	12.9	5.4	5.2
SM17 2540G	% of dry weight	TOTAL VOLATILE SOLIDS	1.2	50.0	56.8	46.7
SW846 9060	mg/kg	TOC	3390	259000	365000	296000
Folk 1994	% of dry volume	PERCENT SAND	98.7	92.0	54.2	47.7
Folk 1994	% of dry volume	PERCENT SILT	1.2	7.6	44.7	51.1
Folk 1994	% of dry volume	PERCENT CLAY	ND	ND	1.0	1.2
Folk 1995	% of dry volume	PERCENT MUD	1.2	7.6	45.7	52.3
EPA/CE-81-1 p.3-223	mg / kg	SOLUBLE REACTIVE PHOSPHATE	2.5	2.2	7.8	6.7
EPA/CE-81-1 p.3-201,2	mg / kg	TOTAL KJELDAHL NITROGEN	406	11800	27900	27400
EPA/CE-81-1 p.3-227 (e)	mg / kg	TOTAL PHOSPHORUS	45	915	4260	3900
Coulter 1994	um	MEAN	409	728	79.4	56.6
Coulter 1994	um	MEDIAN	427	1080	70.6	59.9
Coulter 1994	um	MODE	429	2380	60.5	73
Coulter 1994	um	STDDEV	1.83	3.91	3.75	2.73
Coulter 1994	-	SKEWNESS	-2.47	-1.71	0.12	-0.31
Coulter 1994	-	KURTOSIS	14.40	2.80	0.15	1.73
Coulter 1994	% of tot. sed. vol.	VOL% 0-0.49 um	ND	ND	ND	ND
Coulter 1994	% of tot. sed. vol.	VOL% 0.49-0.69 um	ND	ND	ND	ND
Coulter 1994	% of tot. sed. vol.	VOL% 0.69-0.98 um	ND	ND	ND	ND
Coulter 1994	% of tot. sed. vol.	VOL% 0.98-1.38 um	ND	ND	ND	ND
Coulter 1994	% of tot. sed. vol.	VOL% 1.38-1.95 um	ND	ND	ND	ND
Coulter 1994	% of tot. sed. vol.	VOL% 1.95-2.76 um	ND	ND	ND	0.2
Coulter 1994	% of tot. sed. vol.	VOL% 2.76-3.91 um	ND	ND	0.3	0.3
Coulter 1994	% of tot. sed. vol.	VOL% 3.91-5.52 um	ND	0.3	0.7	0.7
Coulter 1994	% of tot. sed. vol.	VOL% 5.52-7.81 um	ND	0.4	1.3	1.2
Coulter 1994	% of tot. sed. vol.	VOL% 7.81-11.0 um	ND	0.6	2.2	2.1
Coulter 1994	% of tot. sed. vol.	VOL% 11.0-15.6 um	ND	0.9	3.7	3.7
Coulter 1994	% of tot. sed. vol.	VOL% 15.6-22.1 um	ND	1.3	6.0	6.0
Coulter 1994	% of tot. sed. vol.	VOL% 22.1-31.0 um	ND	1.4	8.2	8.6
Coulter 1994	% of tot. sed. vol.	VOL% 31.0-44.0 um	ND	1.4	10.6	12.3
Coulter 1994	% of tot. sed. vol.	VOL% 44.0-62.5 um	ND	1.3	12.1	16.5
Coulter 1994	% of tot. sed. vol.	VOL% 62.5-88.0 um	0.3	1.3	11.5	17.9
Coulter 1994	% of tot. sed. vol.	VOL% 88.0-125 um	0.7	1.6	9.7	13.7
Coulter 1994	% of tot. sed. vol.	VOL% 125-177 um	2.3	2.1	7.7	6.6
Coulter 1994	% of tot. sed. vol.	VOL% 177-250 um	8.5	2.8	6.1	2.9
Coulter 1994	% of tot. sed. vol.	VOL% 250-350 um	20.3	3.7	4.7	2.3
Coulter 1994	% of tot. sed. vol.	VOL% 350-500 um	30.1	6.0	4.0	2.1
Coulter 1994	% of tot. sed. vol.	VOL% 500-710 um	22.5	9.1	3.3	1.3
Coulter 1994	% of tot. sed. vol.	VOL% 710-1000 um	10.7	12.4	3.0	0.8
Coulter 1994	% of tot. sed. vol.	VOL% 1000-1410 um	3.2	14.1	2.5	0.3
Coulter 1994	% of tot. sed. vol.	VOL% 1410-2000 um	ND	13.9	1.8	ND
Coulter 1994	% of tot. sed. vol.	VOL% 2000-2830 um	ND	25.0	ND	ND

DISTRICT WIDE ASSESSMENT - 40 NEW SITES
ANCILLARY MEASUREMENTS - SEDIMENT
(FIELD DATA)

		SITE_ID	NEWLKF	NORRIS	OLA	PCR-PL
ANAL_MET	**UNIT**	**PARAMETER**				
SM17 2540G	% of wet weight	PERCENT MOISTURE	93.6	83.8	43.0	48.1
SM17 2540G	% of wet weight	TOTAL SOLIDS	6.4	16.2	57.0	51.9
SM17 2540G	% of dry weight	TOTAL VOLATILE SOLIDS	42.2	32.4	2.0	7.9
SW846 9060	mg/kg	TOC	255000	230000	6650	23300
Folk 1994	% of dry volume	PERCENT SAND	51.8	40.8	79.1	79.4
Folk 1994	% of dry volume	PERCENT SILT	47.1	51.4	19.7	16.2
Folk 1994	% of dry volume	PERCENT CLAY	1.1	7.7	1.2	4.4
Folk 1995	% of dry volume	PERCENT MUD	48.2	59.1	20.9	20.6
EPA/CE-81-1 p.3-223	mg / kg	SOLUBLE REACTIVE PHOSPHATE	5.8	4.4	ND	1.1
EPA/CE-81-1 p.3-201,2	mg / kg	TOTAL KJELDAHL NITROGEN	22000	13300	995	1630
EPA/CE-81-1 p.3-227 (e)	mg / kg	TOTAL PHOSPHORUS	3520	2020	63	819
Coulter 1994	um	MEAN	66.3	46.4	149	212
Coulter 1994	um	MEDIAN	65.4	38.7	207	282
Coulter 1994	um	MODE	66.4	14.9	245	2380
Coulter 1994	um	STDDEV	3.16	6.55	3.4	6.35
Coulter 1994	-	SKEWNESS	-0.04	0.24	-1.14	-0.89
Coulter 1994	-	KURTOSIS	0.86	-0.67	1.57	0.53
Coulter 1994	% of tot. sed. vol.	VOL% 0-0.49 um	ND	ND	ND	ND
Coulter 1994	% of tot. sed. vol.	VOL% 0.49-0.69 um	ND	0.3	ND	0.3
Coulter 1994	% of tot. sed. vol.	VOL% 0.69-0.98 um	ND	0.5	ND	0.5
Coulter 1994	% of tot. sed. vol.	VOL% 0.98-1.38 um	ND	0.8	ND	0.7
Coulter 1994	% of tot. sed. vol.	VOL% 1.38-1.95 um	ND	1.2	ND	0.8
Coulter 1994	% of tot. sed. vol.	VOL% 1.95-2.76 um	ND	1.9	0.3	0.9
Coulter 1994	% of tot. sed. vol.	VOL% 2.76-3.91 um	0.3	3.0	0.4	1.1
Coulter 1994	% of tot. sed. vol.	VOL% 3.91-5.52 um	0.7	4.3	0.6	1.3
Coulter 1994	% of tot. sed. vol.	VOL% 5.52-7.81 um	1.3	5.8	1.0	1.5
Coulter 1994	% of tot. sed. vol.	VOL% 7.81-11.0 um	2.2	6.7	1.4	1.7
Coulter 1994	% of tot. sed. vol.	VOL% 11.0-15.6 um	3.8	7.3	2.1	2.0
Coulter 1994	% of tot. sed. vol.	VOL% 15.6-22.1 um	6.0	7.3	2.9	2.3
Coulter 1994	% of tot. sed. vol.	VOL% 22.1-31.0 um	8.3	6.7	3.4	2.3
Coulter 1994	% of tot. sed. vol.	VOL% 31.0-44.0 um	11.1	6.6	4.0	2.4
Coulter 1994	% of tot. sed. vol.	VOL% 44.0-62.5 um	13.7	6.7	4.3	2.8
Coulter 1994	% of tot. sed. vol.	VOL% 62.5-88.0 um	14.2	6.2	3.9	3.4
Coulter 1994	% of tot. sed. vol.	VOL% 88.0-125 um	11.9	5.6	4.9	4.6
Coulter 1994	% of tot. sed. vol.	VOL% 125-177 um	8.1	5.0	11.7	7.1
Coulter 1994	% of tot. sed. vol.	VOL% 177-250 um	5.6	3.8	20.6	10.1
Coulter 1994	% of tot. sed. vol.	VOL% 250-350 um	4.2	2.9	18.9	11.9
Coulter 1994	% of tot. sed. vol.	VOL% 350-500 um	3.1	2.8	10.4	11.2
Coulter 1994	% of tot. sed. vol.	VOL% 500-710 um	1.8	2.5	3.8	6.3
Coulter 1994	% of tot. sed. vol.	VOL% 710-1000 um	1.2	3.2	2.3	3.9
Coulter 1994	% of tot. sed. vol.	VOL% 1000-1410 um	1.0	3.9	1.6	3.8
Coulter 1994	% of tot. sed. vol.	VOL% 1410-2000 um	0.7	4.7	0.6	4.1
Coulter 1994	% of tot. sed. vol.	VOL% 2000-2830 um	ND	0.3	0.4	13.0

DISTRICT WIDE ASSESSMENT - 40 NEW SITES
ANCILLARY MEASUREMENTS - SEDIMENT
(FIELD DATA)

		SITE_ID	SELLERS	SILRV	SJRJESUP	SJRPLTKA
ANAL_MET	**UNIT**	**PARAMETER**				
SM17 2540G	% of wet weight	PERCENT MOISTURE	22.8	65.9	31.0	53.3
SM17 2540G	% of wet weight	TOTAL SOLIDS	77.2	34.1	69.0	46.7
SM17 2540G	% of dry weight	TOTAL VOLATILE SOLIDS	0.7	8.8	0.9	5.9
SW846 9060	mg/kg	TOC	2340	69500	2830	32000
Folk 1994	% of dry volume	PERCENT SAND	94.7	77.7	88.9	80.5
Folk 1994	% of dry volume	PERCENT SILT	4.5	20.7	8.8	18.1
Folk 1994	% of dry volume	PERCENT CLAY	0.8	1.6	2.4	1.4
Folk 1995	% of dry volume	PERCENT MUD	5.3	22.3	11.2	19.5
EPA/CE-81-1 p.3-223	mg / kg	SOLUBLE REACTIVE PHOSPHATE	0.6	0.8	0.9	1.1
EPA/CE-81-1 p.3-201,2	mg / kg	TOTAL KJELDAHL NITROGEN	281	3250	374	1860
EPA/CE-81-1 p.3-227 (e)	mg / kg	TOTAL PHOSPHORUS	22	865	212	1140
Coulter 1994	um	MEAN	251	184	115	184
Coulter 1994	um	MEDIAN	294	193	150	187
Coulter 1994	um	MODE	324	2380	154	169
Coulter 1994	um	STDDEV	2.38	4.82	2.68	4.56
Coulter 1994	-	SKEWNESS	-2.88	-0.54	-2.85	-0.57
Coulter 1994	-	KURTOSIS	10.70	0.07	8.76	0.32
Coulter 1994	% of tot. sed. vol.	VOL% 0-0.49 um	ND	ND	ND	ND
Coulter 1994	% of tot. sed. vol.	VOL% 0.49-0.69 um	ND	ND	ND	ND
Coulter 1994	% of tot. sed. vol.	VOL% 0.69-0.98 um	ND	ND	0.3	ND
Coulter 1994	% of tot. sed. vol.	VOL% 0.98-1.38 um	ND	ND	0.4	ND
Coulter 1994	% of tot. sed. vol.	VOL% 1.38-1.95 um	ND	0.3	0.4	0.2
Coulter 1994	% of tot. sed. vol.	VOL% 1.95-2.76 um	0.2	0.4	0.5	0.3
Coulter 1994	% of tot. sed. vol.	VOL% 2.76-3.91 um	0.3	0.5	0.6	0.5
Coulter 1994	% of tot. sed. vol.	VOL% 3.91-5.52 um	0.4	0.8	0.8	0.8
Coulter 1994	% of tot. sed. vol.	VOL% 5.52-7.81 um	0.5	1.1	1.0	1.2
Coulter 1994	% of tot. sed. vol.	VOL% 7.81-11.0 um	0.6	1.6	1.1	1.7
Coulter 1994	% of tot. sed. vol.	VOL% 11.0-15.6 um	0.8	2.2	1.1	2.4
Coulter 1994	% of tot. sed. vol.	VOL% 15.6-22.1 um	0.7	2.9	1.1	3.0
Coulter 1994	% of tot. sed. vol.	VOL% 22.1-31.0 um	0.5	3.2	0.9	3.2
Coulter 1994	% of tot. sed. vol.	VOL% 31.0-44.0 um	0.4	3.9	1.0	3.0
Coulter 1994	% of tot. sed. vol.	VOL% 44.0-62.5 um	0.4	5.0	1.8	2.9
Coulter 1994	% of tot. sed. vol.	VOL% 62.5-88.0 um	0.7	6.6	4.7	4.0
Coulter 1994	% of tot. sed. vol.	VOL% 88.0-125 um	2.1	8.8	16.8	9.1
Coulter 1994	% of tot. sed. vol.	VOL% 125-177 um	8.1	10.1	36.1	15.1
Coulter 1994	% of tot. sed. vol.	VOL% 177-250 um	20.3	8.9	25.6	13.4
Coulter 1994	% of tot. sed. vol.	VOL% 250-350 um	29.3	7.2	5.7	7.2
Coulter 1994	% of tot. sed. vol.	VOL% 350-500 um	24.4	6.4	ND	4.9
Coulter 1994	% of tot. sed. vol.	VOL% 500-710 um	7.5	6.1	ND	5.1
Coulter 1994	% of tot. sed. vol.	VOL% 710-1000 um	1.8	7.1	ND	5.8
Coulter 1994	% of tot. sed. vol.	VOL% 1000-1410 um	0.5	7.3	ND	6.5
Coulter 1994	% of tot. sed. vol.	VOL% 1410-2000 um	ND	6.3	ND	6.8
Coulter 1994	% of tot. sed. vol.	VOL% 2000-2830 um	ND	3.0	ND	2.6

DISTRICT WIDE ASSESSMENT - 40 NEW SITES
ANCILLARY MEASUREMENTS - SEDIMENT
(FIELD DATA)

			SITE_ID	SOUTH	SUNLAND	WASH	WINN
ANAL_MET		**UNIT**	**PARAMETER**				
SM17 2540G		% of wet weight	PERCENT MOISTURE	84.6	19.0	85.6	37.5
SM17 2540G		% of wet weight	TOTAL SOLIDS	15.4	81.0	14.4	62.5
SM17 2540G		% of dry weight	TOTAL VOLATILE SOLIDS	15.6	ND	39.5	2.3
SW846 9060		mg/kg	TOC	7340	540	268000	5250
Folk 1994		% of dry volume	PERCENT SAND	80.2	99.3	45.7	84.0
Folk 1994		% of dry volume	PERCENT SILT	19.5	0.5	50.0	13.8
Folk 1994		% of dry volume	PERCENT CLAY	ND	ND	4.3	2.2
Folk 1995		% of dry volume	PERCENT MUD	19.5	0.5	54.3	16.0
EPA/CE-81-1	p.3-223	mg / kg	SOLUBLE REACTIVE PHOSPHATE	0.8	1.1	1.3	0.6
EPA/CE-81-1	p.3-201,2	mg / kg	TOTAL KJELDAHL NITROGEN	7250	57	17700	941
EPA/CE-81-1	p.3-227 (e)	mg / kg	TOTAL PHOSPHORUS	409	47	729	120
Coulter 1994		um	MEAN	187	462	47	145
Coulter 1994		um	MEDIAN	184	470	53.7	202
Coulter 1994		um	MODE	140	471	80.1	223
Coulter 1994		um	STDDEV	3.56	1.67	3.98	3.47
Coulter 1994		-	SKEWNESS	-0.24	-3.79	-0.31	-1.61
Coulter 1994		-	KURTOSIS	-0.20	33.60	-0.08	2.86
Coulter 1994		% of tot. sed. vol.	VOL% 0-0.49 um	ND	ND	ND	ND
Coulter 1994		% of tot. sed. vol.	VOL% 0.49-0.69 um	ND	ND	ND	ND
Coulter 1994		% of tot. sed. vol.	VOL% 0.69-0.98 um	ND	ND	0.3	ND
Coulter 1994		% of tot. sed. vol.	VOL% 0.98-1.38 um	ND	ND	0.4	0.2
Coulter 1994		% of tot. sed. vol.	VOL% 1.38-1.95 um	ND	ND	0.7	0.4
Coulter 1994		% of tot. sed. vol.	VOL% 1.95-2.76 um	ND	ND	1.0	0.6
Coulter 1994		% of tot. sed. vol.	VOL% 2.76-3.91 um	ND	ND	1.7	0.9
Coulter 1994		% of tot. sed. vol.	VOL% 3.91-5.52 um	ND	ND	2.6	1.2
Coulter 1994		% of tot. sed. vol.	VOL% 5.52-7.81 um	0.3	ND	3.7	1.6
Coulter 1994		% of tot. sed. vol.	VOL% 7.81-11.0 um	0.6	ND	4.9	1.9
Coulter 1994		% of tot. sed. vol.	VOL% 11.0-15.6 um	1.1	ND	6.2	2.1
Coulter 1994		% of tot. sed. vol.	VOL% 15.6-22.1 um	2.1	ND	7.2	2.0
Coulter 1994		% of tot. sed. vol.	VOL% 22.1-31.0 um	3.4	ND	7.6	1.7
Coulter 1994		% of tot. sed. vol.	VOL% 31.0-44.0 um	5.0	ND	8.4	1.7
Coulter 1994		% of tot. sed. vol.	VOL% 44.0-62.5 um	6.7	ND	9.6	1.6
Coulter 1994		% of tot. sed. vol.	VOL% 62.5-88.0 um	8.4	ND	10.6	1.5
Coulter 1994		% of tot. sed. vol.	VOL% 88.0-125 um	10.2	0.3	10.5	5.3
Coulter 1994		% of tot. sed. vol.	VOL% 125-177 um	10.6	0.6	8.5	17.5
Coulter 1994		% of tot. sed. vol.	VOL% 177-250 um	9.8	3.1	5.7	26.9
Coulter 1994		% of tot. sed. vol.	VOL% 250-350 um	9.0	16.6	4.2	20.4
Coulter 1994		% of tot. sed. vol.	VOL% 350-500 um	8.2	35.2	3.0	8.2
Coulter 1994		% of tot. sed. vol.	VOL% 500-710 um	6.5	28.7	1.5	1.2
Coulter 1994		% of tot. sed. vol.	VOL% 710-1000 um	6.2	11.7	1.1	0.5
Coulter 1994		% of tot. sed. vol.	VOL% 1000-1410 um	6.0	3.0	0.6	1.0
Coulter 1994		% of tot. sed. vol.	VOL% 1410-2000 um	5.4	ND	ND	1.2
Coulter 1994		% of tot. sed. vol.	VOL% 2000-2830 um	ND	ND	ND	0.3

Appendix F. Detailed Assessment Sites – PCB and Pesticide (Method 8081M) Data

DETAILED ASSESSMENT SITES
FIELD SAMPLE DATA
8081M- SURROGATE CORRECTED

SITE_ID	BIVENA	BIVENB	BIVENC	BIVEND	BIVENE	BIVENF
BATCH_ID	98-412	98-412	98-412	98-412	98-412	98-412
MATRIX	Sediment	Sediment	Sediment	Sediment	Sediment	Sediment
ANAL_METH	8081-MOD	8081-MOD	8081-MOD	8081-MOD	8081-MOD	8081-MOD
UNIT	ug/kg, dry wt.	ug/kg, dry wt.	ug/kg, dry wt.	ug/kg, dry wt.	ug/kg, dry wt.	ug/kg, dry wt.
Hexachlorobenzene	ND	ND	ND	ND	ND	ND
2,4-DDD	5.01	5.25	2.93	20.00	6.05	ND
4,4-DDD	5.44	3.10	2.84	14.81	6.11	0.17
2,4-DDE	ND	ND	ND	0.52	1.98	ND
4,4-DDE	14.07	35.17	10.16	34.07	78.13	0.39
2,4-DDT	1.37	1.80	ND	ND	ND	ND
4,4-DDT	1.25	1.90	ND	3.62	2.04	ND
Aldrin	ND	ND	ND	3.48	ND	ND
a-BHC	0.90	ND	ND	ND	ND	ND
b-BHC	ND	ND	ND	ND	ND	ND
d-BHC	ND	ND	ND	ND	ND	ND
g-BHC	1.34	ND	0.38	ND	1.20	0.12
Cis-chlordane	2.89	1.20	1.70	9.54	1.23	0.08
g-Chlordane	1.86	2.00	1.75	14.22	3.03	0.04
Cis-nonachlor	2.77	2.33	1.82	8.27	4.13	0.08
Dieldrin	1.43	0.66	ND	8.72	ND	ND
Dursban	1.04	ND	0.68	4.04	ND	ND
Endosulfan I	ND	ND	ND	ND	ND	ND
Endosulfan II	3.64	1.42	2.43	11.63	2.35	ND
Endosulfan sulfate	ND	0.40	ND	ND	2.69	ND
Endrin	ND	ND	ND	ND	ND	ND
Endrin aldehyde	ND	ND	ND	2.10	1.75	ND
Endrin ketone	2.89	ND	ND	ND	ND	ND
Heptachlor	ND	ND	ND	0.51	ND	ND
Heptachlor epoxide	4.46	ND	ND	ND	ND	0.11
Methoxychlor	ND	ND	ND	38.77	5.07	ND
Mirex	ND	ND	ND	ND	ND	ND
Oxychlordane	3.63	ND	ND	1.90	ND	ND
Trans-nonachlor	1.07	0.42	0.94	6.59	0.46	ND
Cl2(08)	ND	1.19	ND	1.08	1.14	ND
Cl3(18)	ND	0.78	ND	0.86	0.87	ND
Cl3(28)	1.28	1.33	ND	1.17	2.38	ND
Cl4(44)	ND	0.94	ND	ND	0.71	ND
Cl4(52)	1.28	1.83	0.54	2.43	3.87	ND
Cl4(66)	1.65	2.62	0.54	5.54	4.65	ND
Cl4(77)	1.32	ND	ND	2.77	1.58	0.13
Cl5(101)	3.85	6.06	3.25	4.90	10.34	0.09
Cl5(105)	1.12	1.60	0.94	1.91	4.03	ND
Cl5(110)	3.44	5.61	2.21	7.72	12.31	ND
Cl5(118)	2.48	4.60	2.03	5.02	9.78	0.06
Cl5(126)	6.56	1.78	3.83	ND	1.89	ND
Cl6(128)	0.92	1.48	0.62	0.87	3.32	ND
Cl6(129)	0.68	0.23	0.52	15.56	0.45	ND
Cl6(138)	8.21	11.20	7.04	17.16	20.11	0.12
Cl6(153)	7.75	15.28	6.86	15.06	23.52	0.08
Cl6(169)	2.11	ND	0.40	ND	ND	ND
Cl7(170)	5.23	4.98	4.91	18.89	7.78	ND
Cl7(180)	2.67	6.69	2.52	4.89	11.87	0.05
Cl7(187)	2.09	4.73	1.74	2.10	7.12	ND
Cl8(195)	1.01	1.01	0.49	3.48	2.85	ND
Cl9(206)	2.22	0.52	1.15	ND	1.07	ND
Cl10(209)	0.10	0.76	0.21	ND	ND	ND
DDT	2.62	3.70	ND	3.62	2.04	ND
DDD	10.46	8.35	5.76	34.81	12.16	0.17
DDE	14.07	35.17	10.16	34.59	80.11	0.39
Total DDTs	27.15	47.21	15.92	73.02	94.32	0.55
BHCs	2.23	ND	0.38	ND	1.20	0.12
Chlordanes	8.38	3.20	3.45	25.66	4.26	0.12
Endosulfans	3.64	1.82	2.43	11.63	5.04	ND
PCBs	55.97	74.00	39.80	110.34	130.50	0.54

DETAILED ASSESSMENT SITES
FIELD SAMPLE DATA
8081M- SURROGATE CORRECTED

SITE_ID	DISSA	DISSB	DISSC	DISSD	DISSE	DORAA
BATCH_ID	98-412	98-412	98-412	98-412	98-412	98-444
MATRIX	Sediment	Sediment	Sediment	Sediment	Sediment	Sediment
ANAL_METH	8081-MOD	8081-MOD	8081-MOD	8081-MOD	8081-MOD	8081-MOD
UNIT	ug/kg, dry wt.	ug/kg, dry wt.	ug/kg, dry wt.	ug/kg, dry wt.	ug/kg, dry wt.	ug/kg, dry wt.
Hexachlorobenzene	0.02	ND	ND	ND	ND	ND
2,4-DDD	0.15	ND	2.33	ND	ND	ND
4,4-DDD	0.69	0.10	13.50	0.09	0.29	0.13
2,4-DDE	0.06	ND	0.66	ND	ND	ND
4,4-DDE	1.29	0.19	35.58	0.14	0.21	0.07
2,4-DDT	0.13	ND	ND	ND	ND	ND
4,4-DDT	0.09	ND	2.15	ND	ND	0.03
Aldrin	ND	ND	ND	ND	ND	0.08
a-BHC	ND	ND	0.14	ND	ND	ND
b-BHC	ND	ND	ND	ND	ND	ND
d-BHC	0.05	ND	ND	ND	ND	0.01
g-BHC	0.06	ND	0.74	ND	ND	0.01
Cis-chlordane	ND	ND	ND	ND	ND	0.01
g-Chlordane	0.07	ND	0.45	ND	ND	0.02
Cis-nonachlor	0.04	ND	0.99	ND	ND	0.05
Dieldrin	ND	ND	ND	0.05	ND	0.18
Dursban	0.19	ND	1.33	ND	4.51	0.02
Endosulfan I	ND	ND	ND	ND	ND	ND
Endosulfan II	ND	ND	ND	ND	ND	0.03
Endosulfan sulfate	0.20	ND	1.53	ND	0.06	0.01
Endrin	ND	ND	ND	ND	ND	ND
Endrin aldehyde	ND	ND	ND	ND	ND	0.03
Endrin ketone	ND	ND	ND	ND	ND	0.01
Heptachlor	ND	ND	ND	ND	ND	ND
Heptachlor epoxide	0.11	ND	0.40	0.09	ND	ND
Methoxychlor	ND	ND	ND	ND	ND	ND
Mirex	ND	ND	0.14	ND	0.13	ND
Oxychlordane	ND	ND	0.38	ND	ND	ND
Trans-nonachlor	ND	ND	ND	ND	ND	0.01
Cl2(08)	ND	ND	0.19	ND	ND	0.13
Cl3(18)	ND	ND	ND	ND	ND	0.03
Cl3(28)	ND	ND	ND	ND	ND	0.02
Cl4(44)	ND	ND	ND	ND	ND	ND
Cl4(52)	ND	ND	0.10	ND	ND	ND
Cl4(66)	ND	ND	ND	ND	ND	ND
Cl4(77)	0.03	ND	1.29	ND	ND	ND
Cl5(101)	0.05	ND	0.97	ND	ND	ND
Cl5(105)	0.04	ND	0.89	ND	ND	0.01
Cl5(110)	0.04	ND	ND	ND	ND	ND
Cl5(118)	ND	ND	0.60	ND	ND	0.02
Cl5(126)	0.20	ND	2.67	ND	0.65	ND
Cl6(128)	ND	ND	ND	ND	ND	0.02
Cl6(129)	0.33	0.09	2.66	0.10	0.15	ND
Cl6(138)	0.10	ND	1.55	ND	0.05	0.02
Cl6(153)	0.12	ND	1.90	ND	ND	0.02
Cl6(169)	ND	ND	ND	ND	ND	ND
Cl7(170)	0.10	ND	0.30	0.03	ND	0.03
Cl7(180)	0.07	ND	0.84	ND	ND	0.02
Cl7(187)	0.08	ND	1.09	0.03	ND	0.13
Cl8(195)	0.02	ND	0.14	ND	ND	0.01
Cl9(206)	0.03	ND	0.32	ND	ND	0.01
Cl10(209)	0.02	0.01	0.11	ND	ND	0.03
DDT	0.21	ND	2.15	ND	ND	0.03
DDD	0.84	0.10	15.83	0.09	0.29	0.13
DDE	1.35	0.19	36.24	0.14	0.21	0.07
Total DDTs	2.40	0.29	54.22	0.23	0.50	0.22
BHCs	0.10	ND	0.87	ND	ND	0.02
Chlordanes	0.07	ND	0.82	ND	ND	0.03
Endosulfans	0.20	ND	1.53	ND	0.06	0.04
PCBs	1.22	0.10	15.44	0.16	0.85	0.39

DETAILED ASSESSMENT SITES
FIELD SAMPLE DATA
8081M- SURROGATE CORRECTED

SITE_ID	DORAB	DORAC	DORAD	DORAE	DORAF	DORAG
BATCH_ID	98-444	98-444	98-444	98-444	98-444	98-444
MATRIX	Sediment	Sediment	Sediment	Sediment	Sediment	Sediment
ANAL_METH	8081-MOD	8081-MOD	8081-MOD	8081-MOD	8081-MOD	8081-MOD
UNIT	ug/kg, dry wt.	ug/kg, dry wt.	ug/kg, dry wt.	ug/kg, dry wt.	ug/kg, dry wt.	ug/kg, dry wt.
Hexachlorobenzene	0.68	0.61	0.80	1.04	0.80	ND
2,4-DDD	5.94	3.84	3.05	6.93	10.31	13.37
4,4-DDD	6.46	6.12	8.68	14.94	23.91	33.49
2,4-DDE	2.52	4.18	5.88	5.32	4.85	3.94
4,4-DDE	45.06	60.35	69.38	80.79	151.72	136.05
2,4-DDT	ND	ND	ND	ND	ND	ND
4,4-DDT	4.51	4.03	6.02	7.45	11.84	13.14
Aldrin	1.07	0.99	1.00	1.28	2.33	0.37
a-BHC	2.37	3.17	4.23	4.03	2.75	2.34
b-BHC	ND	ND	ND	ND	ND	ND
d-BHC	ND	ND	0.14	ND	ND	ND
g-BHC	1.11	1.88	3.24	3.79	2.24	1.64
Cis-chlordane	0.87	1.48	3.73	4.29	4.09	4.15
g-Chlordane	1.95	2.10	4.17	5.69	2.92	3.00
Cis-nonachlor	1.29	1.83	3.58	4.30	3.51	2.73
Dieldrin	2.54	3.03	4.19	4.17	4.55	2.56
Dursban	ND	ND	ND	ND	ND	0.99
Endosulfan I	ND	ND	ND	ND	ND	ND
Endosulfan II	0.39	ND	0.27	ND	ND	ND
Endosulfan sulfate	ND	ND	0.32	ND	ND	0.44
Endrin	ND	ND	0.36	ND	2.39	2.01
Endrin aldehyde	ND	ND	0.10	ND	1.45	1.60
Endrin ketone	ND	ND	0.41	1.30	ND	0.35
Heptachlor	ND	ND	0.47	1.14	1.54	ND
Heptachlor epoxide	ND	ND	ND	ND	ND	ND
Methoxychlor	ND	ND	2.11	1.91	0.95	ND
Mirex	0.14	ND	0.17	ND	ND	0.34
Oxychlordane	ND	ND	ND	ND	ND	ND
Trans-nonachlor	0.28	0.29	1.33	2.09	0.90	0.80
Cl2(08)	ND	ND	ND	ND	ND	ND
Cl3(18)	ND	ND	0.79	ND	ND	1.04
Cl3(28)	0.52	0.61	0.31	0.97	ND	0.39
Cl4(44)	ND	ND	ND	ND	ND	1.17
Cl4(52)	ND	ND	ND	ND	ND	0.38
Cl4(66)	ND	ND	ND	ND	ND	ND
Cl4(77)	ND	ND	ND	ND	ND	ND
Cl5(101)	0.55	0.68	1.66	2.79	8.27	8.78
Cl5(105)	1.42	0.68	0.17	ND	ND	0.25
Cl5(110)	0.62	0.82	0.97	0.74	ND	ND
Cl5(118)	0.85	1.28	1.84	1.93	1.45	1.15
Cl5(126)	ND	ND	ND	3.52	ND	0.75
Cl6(128)	ND	ND	ND	3.12	0.86	1.64
Cl6(129)	0.52	0.61	0.46	1.04	0.57	0.61
Cl6(138)	0.84	1.24	2.04	1.81	1.70	1.83
Cl6(153)	0.46	0.96	0.64	ND	ND	0.96
Cl6(169)	ND	ND	ND	ND	ND	ND
Cl7(170)	0.59	0.92	1.74	2.72	0.49	0.52
Cl7(180)	0.77	0.68	0.53	0.54	0.37	ND
Cl7(187)	0.48	0.56	0.33	1.20	0.35	1.09
Cl8(195)	ND	1.02	0.33	0.28	ND	0.31
Cl9(206)	0.15	0.30	0.76	0.63	0.34	0.28
Cl10(209)	0.70	0.75	1.98	1.44	0.78	0.71
DDT	4.51	4.03	6.02	7.45	11.84	13.14
DDD	12.40	9.95	11.74	21.88	34.22	46.86
DDE	47.58	64.53	75.26	86.11	156.57	139.99
Total DDTs	64.49	78.52	93.01	115.43	202.63	199.99
BHCs	3.48	5.05	7.61	7.83	4.99	3.98
Chlordanes	2.82	3.58	7.90	9.98	7.01	7.15
Endosulfans	0.39	ND	0.60	ND	ND	0.44
PCBs	8.47	11.09	14.56	22.75	15.18	21.87

DETAILED ASSESSMENT SITES
FIELD SAMPLE DATA
8081M- SURROGATE CORRECTED

SITE_ID	EUSTA	EUSTB	EUSTC	EUSTD	EUSTE	EUSTF
BATCH_ID	98-445	98-445	98-445	98-445	98-445	98-445
MATRIX	Sediment	Sediment	Sediment	Sediment	Sediment	Sediment
ANAL_METH	8081-MOD	8081-MOD	8081-MOD	8081-MOD	8081-MOD	8081-MOD
UNIT	ug/kg, dry wt.	ug/kg, dry wt.	ug/kg, dry wt.	ug/kg, dry wt.	ug/kg, dry wt.	ug/kg, dry wt.
Hexachlorobenzene	0.71	ND	0.30	0.41	0.08	0.46
2,4-DDD	3.83	0.53	3.66	ND	0.31	2.73
4,4-DDD	4.71	0.15	6.89	3.21	0.71	2.79
2,4-DDE	1.56	ND	3.12	0.79	0.14	0.57
4,4-DDE	21.79	0.25	55.57	16.09	2.43	10.99
2,4-DDT	ND	ND	ND	ND	ND	ND
4,4-DDT	5.37	0.17	3.02	1.99	0.51	2.52
Aldrin	0.74	0.04	0.54	0.98	0.22	0.87
a-BHC	2.68	0.04	2.04	3.51	0.80	2.67
b-BHC	ND	ND	ND	ND	ND	ND
d-BHC	ND	0.02	0.50	0.25	ND	ND
g-BHC	1.22	0.03	0.90	1.20	0.27	1.38
Cis-chlordane	3.57	0.03	0.62	0.59	0.18	0.57
g-Chlordane	11.20	ND	2.43	1.80	0.45	1.54
Cis-nonachlor	3.17	ND	0.98	0.96	0.36	0.94
Dieldrin	4.96	0.15	2.65	2.25	0.99	3.33
Dursban	0.98	ND	ND	0.38	0.07	ND
Endosulfan I	ND	ND	ND	ND	ND	ND
Endosulfan II	1.95	ND	ND	0.38	0.09	0.36
Endosulfan sulfate	ND	0.11	1.77	0.57	ND	ND
Endrin	ND	0.11	ND	ND	ND	ND
Endrin aldehyde	ND	ND	ND	ND	ND	ND
Endrin ketone	2.36	0.03	ND	0.77	ND	ND
Heptachlor	ND	ND	ND	ND	ND	ND
Heptachlor epoxide	ND	ND	ND	ND	ND	ND
Methoxychlor	2.17	0.62	1.23	ND	0.36	1.71
Mirex	0.18	0.02	0.44	0.13	ND	ND
Oxychlordane	ND	ND	ND	ND	ND	ND
Trans-nonachlor	2.80	0.02	0.34	0.24	0.03	0.26
Cl2(08)	ND	ND	ND	ND	ND	ND
Cl3(18)	ND	ND	ND	ND	ND	ND
Cl3(28)	0.56	0.03	0.95	ND	0.10	0.40
Cl4(44)	ND	0.09	0.90	1.76	0.19	1.08
Cl4(52)	0.39	ND	0.47	ND	ND	ND
Cl4(66)	0.59	ND	0.60	ND	ND	ND
Cl4(77)	1.26	ND	ND	ND	ND	ND
Cl5(101)	1.48	0.12	3.58	0.27	ND	ND
Cl5(105)	1.37	0.09	0.66	0.53	0.18	0.96
Cl5(110)	2.80	0.05	1.69	0.67	0.13	0.57
Cl5(118)	2.17	ND	1.33	0.57	0.20	0.63
Cl5(126)	7.86	ND	5.92	2.62	0.54	1.86
Cl6(128)	3.31	0.04	7.66	5.91	0.48	1.33
Cl6(129)	1.06	0.95	7.31	3.82	0.17	0.94
Cl6(138)	2.40	0.12	1.38	0.91	0.23	1.20
Cl6(153)	4.04	0.04	2.18	0.59	0.13	0.50
Cl6(169)	0.37	ND	ND	ND	ND	ND
Cl7(170)	8.76	0.02	0.75	0.55	0.21	0.55
Cl7(180)	1.49	0.02	1.33	0.43	0.11	0.46
Cl7(187)	4.04	ND	15.57	10.44	0.75	3.67
Cl8(195)	ND	0.02	0.34	ND	0.33	0.44
Cl9(206)	0.32	0.04	0.41	0.17	0.05	0.19
Cl10(209)	1.67	ND	0.15	0.10	0.03	0.14
DDT	5.37	0.17	3.02	1.99	0.51	2.52
DDD	8.55	0.68	10.55	3.21	1.02	5.52
DDE	23.34	0.25	58.69	16.88	2.57	11.55
Total DDTs	37.26	1.10	72.26	22.08	4.09	19.59
BHCs	3.90	0.09	3.43	4.96	1.07	4.05
Chlordanes	14.77	0.03	3.05	2.38	0.64	2.11
Endosulfans	1.95	0.11	1.77	0.95	0.09	0.36
PCBs	45.92	1.63	53.18	29.34	3.84	14.93

DETAILED ASSESSMENT SITES
FIELD SAMPLE DATA
8081M- SURROGATE CORRECTED

SITE_ID	EUSTG	GEORGEA	GEORGEB	GEORGEC	GEORGED	GEORGEE
BATCH_ID	98-445	98-445	98-445	98-445	98-445	98-445
MATRIX	Sediment	Sediment	Sediment	Sediment	Sediment	Sediment
ANAL_METH	8081-MOD	8081-MOD	8081-MOD	8081-MOD	8081-MOD	8081-MOD
UNIT	ug/kg, dry wt.	ug/kg, dry wt.	ug/kg, dry wt.	ug/kg, dry wt.	ug/kg, dry wt.	ug/kg, dry wt.
Hexachlorobenzene	0.14	0.06	0.24	0.75	0.22	0.04
2,4-DDD	0.06	ND	ND	ND	ND	ND
4,4-DDD	0.13	ND	0.77	0.91	0.24	ND
2,4-DDE	0.03	ND	ND	ND	ND	ND
4,4-DDE	0.55	ND	1.19	1.56	0.14	ND
2,4-DDT	ND	ND	ND	ND	ND	ND
4,4-DDT	0.11	ND	1.17	1.06	0.24	ND
Aldrin	0.07	0.03	0.29	0.21	0.07	0.03
a-BHC	0.36	0.05	0.77	ND	0.21	ND
b-BHC	ND	ND	ND	ND	ND	ND
d-BHC	0.08	ND	ND	0.15	0.05	ND
g-BHC	0.06	ND	0.60	0.70	0.17	ND
Cis-chlordane	0.04	ND	0.08	0.15	ND	ND
g-Chlordane	0.12	ND	ND	ND	ND	ND
Cis-nonachlor	0.08	0.03	0.12	0.33	0.08	0.05
Dieldrin	0.23	ND	ND	ND	ND	ND
Dursban	ND	ND	ND	ND	ND	ND
Endosulfan I	ND	ND	ND	ND	ND	ND
Endosulfan II	ND	ND	0.35	0.31	0.04	ND
Endosulfan sulfate	ND	ND	0.03	0.10	ND	ND
Endrin	ND	ND	ND	ND	ND	ND
Endrin aldehyde	ND	ND	0.20	0.39	0.07	0.04
Endrin ketone	ND	ND	0.28	0.35	0.06	ND
Heptachlor	ND	ND	ND	ND	ND	ND
Heptachlor epoxide	ND	ND	ND	ND	ND	ND
Methoxychlor	ND	ND	0.39	0.79	0.10	ND
Mirex	ND	ND	0.11	0.08	0.02	ND
Oxychlordane	ND	ND	ND	ND	ND	ND
Trans-nonachlor	0.02	ND	ND	ND	ND	ND
Cl2(08)	ND	ND	ND	ND	ND	ND
Cl3(18)	ND	ND	ND	ND	ND	ND
Cl3(28)	ND	ND	ND	ND	ND	ND
Cl4(44)	0.05	ND	0.34	0.25	ND	ND
Cl4(52)	ND	ND	ND	ND	ND	ND
Cl4(66)	ND	ND	ND	0.29	ND	ND
Cl4(77)	ND	ND	ND	ND	ND	ND
Cl5(101)	ND	ND	ND	0.32	ND	ND
Cl5(105)	ND	ND	ND	ND	ND	ND
Cl5(110)	0.03	ND	0.28	0.31	0.08	ND
Cl5(118)	0.04	ND	0.05	ND	ND	ND
Cl5(126)	0.15	ND	1.26	ND	ND	ND
Cl6(128)	0.20	ND	0.65	0.38	0.09	ND
Cl6(129)	0.34	ND	0.35	ND	0.12	ND
Cl6(138)	0.06	0.02	1.11	0.84	0.20	ND
Cl6(153)	ND	ND	0.35	0.73	0.04	ND
Cl6(169)	ND	ND	ND	ND	ND	ND
Cl7(170)	0.06	ND	0.35	0.45	0.06	ND
Cl7(180)	0.03	ND	0.19	0.21	0.04	0.01
Cl7(187)	0.56	ND	0.71	0.34	0.14	ND
Cl8(195)	0.13	ND	ND	0.05	ND	ND
Cl9(206)	ND	ND	ND	ND	ND	ND
Cl10(209)	0.02	ND	ND	0.23	ND	ND
DDT	0.11	ND	1.17	1.06	0.24	ND
DDD	0.19	ND	0.77	0.91	0.24	ND
DDE	0.57	ND	1.19	1.56	0.14	ND
Total DDTs	0.87	ND	3.13	3.53	0.62	ND
BHCs	0.50	0.05	1.37	0.85	0.43	ND
Chlordanes	0.17	ND	0.08	0.15	ND	ND
Endosulfans	ND	ND	0.39	0.41	0.04	ND
PCBs	1.66	0.02	5.63	4.40	0.77	0.01

DETAILED ASSESSMENT SITES
FIELD SAMPLE DATA
8081M- SURROGATE CORRECTED

SITE_ID	GEORGEF	GEORGEG	GEORGEH	GEORGEI	GEORGEJ	GRIFFA
BATCH_ID	98-445	98-445	98-445	98-445	98-445	98-419
MATRIX	Sediment	Sediment	Sediment	Sediment	Sediment	Sediment
ANAL_METH	8081-MOD	8081-MOD	8081-MOD	8081-MOD	8081-MOD	8081-MOD
UNIT	ug/kg, dry wt.	ug/kg, dry wt.	ug/kg, dry wt.	ug/kg, dry wt.	ug/kg, dry wt.	ug/kg, dry wt.
Hexachlorobenzene	0.50	0.39	0.13	0.18	ND	0.15
2,4-DDD	ND	ND	0.04	ND	1.49	ND
4,4-DDD	1.65	1.41	0.25	0.43	1.11	3.96
2,4-DDE	ND	ND	ND	ND	0.31	1.08
4,4-DDE	3.02	2.95	0.15	0.59	6.05	8.85
2,4-DDT	ND	0.67	ND	ND	ND	ND
4,4-DDT	2.58	1.93	0.26	0.31	1.45	2.89
Aldrin	1.01	0.41	0.07	0.14	0.24	0.52
a-BHC	2.77	1.52	ND	ND	ND	3.95
b-BHC	ND	0.22	ND	ND	ND	ND
d-BHC	0.20	ND	0.03	ND	ND	ND
g-BHC	1.57	1.07	0.33	0.23	0.96	1.45
Cis-chlordane	0.22	0.35	0.07	0.05	0.08	1.15
g-Chlordane	ND	1.17	0.23	ND	ND	ND
Cis-nonachlor	0.62	0.57	0.05	0.16	ND	0.85
Dieldrin	ND	0.83	0.24	ND	0.99	ND
Dursban	0.97	0.23	0.06	ND	ND	ND
Endosulfan I	ND	ND	ND	ND	ND	ND
Endosulfan II	0.32	0.31	0.04	0.09	0.43	0.26
Endosulfan sulfate	0.31	0.22	0.03	ND	ND	0.61
Endrin	ND	ND	ND	ND	ND	ND
Endrin aldehyde	0.53	0.24	0.02	0.09	ND	ND
Endrin ketone	0.62	0.44	ND	ND	ND	ND
Heptachlor	ND	ND	ND	ND	ND	ND
Heptachlor epoxide	ND	ND	ND	ND	ND	ND
Methoxychlor	1.89	0.36	0.19	ND	ND	ND
Mirex	0.22	0.33	0.03	0.04	0.07	ND
Oxychlordane	ND	ND	ND	ND	ND	ND
Trans-nonachlor	ND	0.12	0.08	ND	ND	0.34
Cl2(08)	ND	ND	ND	ND	ND	ND
Cl3(18)	ND	ND	ND	ND	ND	ND
Cl3(28)	ND	ND	ND	ND	ND	0.64
Cl4(44)	0.70	ND	ND	ND	0.13	1.76
Cl4(52)	ND	ND	ND	ND	ND	0.56
Cl4(66)	ND	0.22	ND	ND	ND	ND
Cl4(77)	ND	0.18	ND	ND	0.21	ND
Cl5(101)	0.43	0.51	0.09	0.10	1.17	0.77
Cl5(105)	0.18	0.15	ND	ND	ND	0.64
Cl5(110)	0.57	0.80	0.12	0.11	0.80	1.43
Cl5(118)	ND	0.42	0.06	0.06	0.33	1.49
Cl5(126)	ND	1.30	0.16	0.20	1.49	0.97
Cl6(128)	0.90	2.12	ND	ND	ND	0.61
Cl6(129)	0.33	1.04	0.11	ND	0.15	0.16
Cl6(138)	2.29	1.72	0.19	0.42	1.52	3.10
Cl6(153)	1.06	1.12	0.06	0.14	1.00	2.19
Cl6(169)	ND	ND	ND	ND	ND	ND
Cl7(170)	0.55	0.47	0.06	0.13	0.35	1.87
Cl7(180)	0.47	0.33	0.02	0.08	0.39	1.58
Cl7(187)	1.16	1.90	0.27	0.17	0.57	0.84
Cl8(195)	ND	ND	0.02	ND	ND	ND
Cl9(206)	0.21	ND	ND	ND	ND	0.13
Cl10(209)	ND	ND	ND	ND	ND	0.11
DDT	2.58	2.60	0.26	0.31	1.45	2.89
DDD	1.65	1.41	0.29	0.43	2.60	3.96
DDE	3.02	2.95	0.15	0.59	6.35	9.93
Total DDTs	7.25	6.96	0.70	1.33	10.41	16.78
BHCs	4.54	2.81	0.36	0.23	0.96	5.40
Chlordanes	0.22	1.52	0.31	0.05	0.08	1.15
Endosulfans	0.64	0.53	0.07	0.09	0.43	0.87
PCBs	8.87	12.28	1.16	1.41	8.12	18.86

DETAILED ASSESSMENT SITES
FIELD SAMPLE DATA
8081M- SURROGATE CORRECTED

SITE_ID	GRIFFB	GRIFFC	GRIFFD	GRIFFE	GRIFFF	HARA
BATCH_ID	98-419	98-419	98-419	98-419	98-419	98-419
MATRIX	Sediment	Sediment	Sediment	Sediment	Sediment	Sediment
ANAL_METH	8081-MOD	8081-MOD	8081-MOD	8081-MOD	8081-MOD	8081-MOD
UNIT	ug/kg, dry wt.	ug/kg, dry wt.	ug/kg, dry wt.	ug/kg, dry wt.	ug/kg, dry wt.	ug/kg, dry wt.
Hexachlorobenzene	0.25	ND	0.09	ND	ND	0.29
2,4-DDD	ND	ND	0.26	3.39	ND	1.22
4,4-DDD	6.28	ND	1.60	7.94	2.72	3.16
2,4-DDE	0.79	0.40	ND	1.08	0.57	0.64
4,4-DDE	13.92	4.80	5.52	20.71	7.79	8.44
2,4-DDT	ND	ND	5.75	ND	ND	ND
4,4-DDT	1.28	1.15	1.05	ND	ND	ND
Aldrin	0.93	1.12	ND	ND	0.86	0.88
a-BHC	2.18	3.25	0.82	2.31	2.22	1.46
b-BHC	ND	ND	ND	ND	ND	ND
d-BHC	ND	ND	ND	ND	ND	ND
g-BHC	0.92	0.87	0.78	1.57	1.48	0.70
Cis-chlordane	0.31	0.46	0.96	1.76	0.65	0.27
g-Chlordane	ND	ND	2.32	1.79	1.03	ND
Cis-nonachlor	1.02	ND	0.48	0.90	0.87	ND
Dieldrin	ND	ND	ND	ND	ND	ND
Dursban	ND	ND	0.76	1.60	ND	ND
Endosulfan I	ND	ND	ND	ND	ND	ND
Endosulfan II	ND	ND	0.26	0.37	0.26	ND
Endosulfan sulfate	ND	ND	0.56	ND	ND	ND
Endrin	ND	ND	1.64	ND	ND	ND
Endrin aldehyde	ND	ND	ND	ND	ND	ND
Endrin ketone	ND	ND	0.47	ND	ND	ND
Heptachlor	ND	ND	ND	ND	ND	ND
Heptachlor epoxide	ND	ND	ND	ND	ND	ND
Methoxychlor	ND	ND	ND	ND	ND	ND
Mirex	ND	ND	0.24	ND	ND	ND
Oxychlordane	ND	ND	ND	ND	ND	ND
Trans-nonachlor	ND	ND	0.14	ND	ND	ND
Cl2(08)	ND	ND	ND	ND	ND	ND
Cl3(18)	ND	ND	0.21	ND	ND	ND
Cl3(28)	0.58	ND	0.23	0.74	ND	ND
Cl4(44)	0.88	ND	ND	ND	ND	ND
Cl4(52)	ND	ND	0.59	0.74	ND	ND
Cl4(66)	0.56	ND	ND	ND	ND	ND
Cl4(77)	ND	ND	0.28	ND	ND	ND
Cl5(101)	2.38	ND	5.71	8.11	0.52	ND
Cl5(105)	ND	ND	1.22	ND	0.53	ND
Cl5(110)	1.46	0.51	0.57	0.56	ND	ND
Cl5(118)	1.70	0.96	0.22	0.96	0.74	ND
Cl5(126)	ND	ND	4.55	ND	ND	0.61
Cl6(128)	ND	ND	ND	ND	ND	ND
Cl6(129)	ND	ND	9.27	ND	ND	0.61
Cl6(138)	1.41	0.71	0.43	ND	0.91	ND
Cl6(153)	1.38	ND	1.16	ND	0.53	ND
Cl6(169)	ND	ND	ND	ND	ND	ND
Cl7(170)	0.36	ND	0.23	0.46	0.31	ND
Cl7(180)	0.81	0.40	0.23	0.47	0.32	ND
Cl7(187)	0.43	ND	5.16	ND	0.38	1.20
Cl8(195)	ND	ND	0.04	0.13	ND	ND
Cl9(206)	ND	ND	0.02	ND	ND	ND
Cl10(209)	ND	ND	ND	ND	ND	ND
DDT	1.28	1.15	6.80	ND	ND	ND
DDD	6.28	ND	1.87	11.33	2.72	4.39
DDE	14.71	5.20	5.52	21.79	8.35	9.08
Total DDTs	22.27	6.35	14.18	33.12	11.07	13.46
BHCs	3.11	4.12	1.60	3.89	3.70	2.17
Chlordanes	0.31	0.46	3.28	3.54	1.68	0.27
Endosulfans	ND	ND	0.82	0.37	0.26	ND
PCBs	11.94	2.58	30.12	12.17	4.25	2.42

DETAILED ASSESSMENT SITES
FIELD SAMPLE DATA
8081M- SURROGATE CORRECTED

SITE_ID	HARB	HARC	HARD	HARE	HARF	HOGA
BATCH_ID	98-419	98-419	98-419	98-419	98-419	98-412
MATRIX	Sediment	Sediment	Sediment	Sediment	Sediment	Sediment
ANAL_METH	8081-MOD	8081-MOD	8081-MOD	8081-MOD	8081-MOD	8081-MOD
UNIT	ug/kg, dry wt.	ug/kg, dry wt.	ug/kg, dry wt.	ug/kg, dry wt.	ug/kg, dry wt.	ug/kg, dry wt.
Hexachlorobenzene	0.53	0.08	0.40	0.24	0.36	0.02
2,4-DDD	ND	0.31	0.50	ND	ND	0.92
4,4-DDD	11.04	0.67	3.00	2.01	3.25	0.94
2,4-DDE	3.07	0.26	0.68	0.47	1.75	ND
4,4-DDE	30.67	2.77	10.71	6.80	18.16	0.14
2,4-DDT	ND	ND	ND	ND	4.28	ND
4,4-DDT	ND	0.23	1.54	ND	ND	0.12
Aldrin	0.75	0.27	0.90	0.70	1.17	ND
a-BHC	2.03	0.61	2.39	2.13	3.14	ND
b-BHC	ND	ND	ND	ND	0.65	0.05
d-BHC	ND	ND	ND	ND	0.65	ND
g-BHC	1.07	0.23	0.78	0.60	1.12	ND
Cis-chlordane	0.77	0.15	0.52	0.36	0.89	0.48
g-Chlordane	1.41	0.19	0.82	0.69	1.02	1.14
Cis-nonachlor	1.00	0.13	0.42	0.26	0.74	0.31
Dieldrin	ND	ND	ND	ND	ND	0.11
Dursban	1.09	ND	ND	ND	ND	1.41
Endosulfan I	ND	ND	ND	ND	ND	ND
Endosulfan II	ND	ND	ND	ND	0.46	0.50
Endosulfan sulfate	ND	0.14	0.19	0.61	1.63	0.08
Endrin	ND	ND	ND	ND	ND	0.21
Endrin aldehyde	ND	ND	ND	ND	ND	0.07
Endrin ketone	ND	ND	ND	ND	ND	0.43
Heptachlor	ND	ND	ND	ND	ND	ND
Heptachlor epoxide	ND	ND	ND	ND	ND	0.20
Methoxychlor	ND	ND	ND	ND	ND	1.40
Mirex	ND	ND	ND	ND	0.34	0.08
Oxychlordane	ND	ND	ND	ND	ND	0.41
Trans-nonachlor	ND	ND	0.04	0.18	ND	0.58
Cl2(08)	ND	ND	ND	ND	ND	0.13
Cl3(18)	0.73	ND	ND	ND	ND	0.09
Cl3(28)	2.17	0.20	0.63	0.38	0.81	0.09
Cl4(44)	0.84	ND	ND	ND	ND	0.16
Cl4(52)	1.32	ND	ND	ND	ND	ND
Cl4(66)	1.72	ND	ND	ND	ND	ND
Cl4(77)	ND	ND	ND	ND	ND	0.88
Cl5(101)	3.88	0.09	0.12	0.37	ND	0.22
Cl5(105)	0.63	0.06	0.19	0.33	ND	0.20
Cl5(110)	1.37	0.17	0.71	0.67	0.42	ND
Cl5(118)	1.76	ND	0.16	ND	ND	0.18
Cl5(126)	ND	0.77	0.77	3.59	1.64	0.96
Cl6(128)	ND	0.39	0.40	1.21	ND	0.03
Cl6(129)	ND	1.20	0.64	2.87	0.75	0.13
Cl6(138)	ND	0.24	0.75	1.08	0.96	0.56
Cl6(153)	1.32	0.14	0.18	0.91	ND	0.46
Cl6(169)	ND	ND	ND	ND	0.27	0.18
Cl7(170)	0.62	0.12	0.56	0.51	0.54	0.69
Cl7(180)	ND	ND	0.41	ND	0.66	0.28
Cl7(187)	1.21	0.88	1.10	2.02	0.60	0.16
Cl8(195)	ND	ND	ND	ND	0.21	0.09
Cl9(206)	0.14	0.04	0.12	0.08	0.27	ND
Cl10(209)	0.34	0.02	0.10	ND	0.31	ND
DDT	ND	0.23	1.54	ND	4.28	0.12
DDD	11.04	0.99	3.49	2.01	3.25	1.86
DDE	33.74	3.03	11.40	7.28	19.91	0.14
Total DDTs	44.78	4.25	16.43	9.29	27.44	2.12
BHCs	3.09	0.84	3.16	2.73	5.56	0.05
Chlordanes	2.18	0.34	1.34	1.05	1.91	2.03
Endosulfans	ND	0.14	0.19	0.61	2.09	0.58
PCBs	18.07	4.33	6.85	14.02	7.45	5.34

DETAILED ASSESSMENT SITES
FIELD SAMPLE DATA
8081M- SURROGATE CORRECTED

SITE_ID	HOGB	HOGC	HOGD	MONA	MONB	MONC
BATCH_ID	98-412	98-412	98-412	98-444	98-444	98-444
MATRIX	Sediment	Sediment	Sediment	Sediment	Sediment	Sediment
ANAL_METH	8081-MOD	8081-MOD	8081-MOD	8081-MOD	8081-MOD	8081-MOD
UNIT	ug/kg, dry wt.	ug/kg, dry wt.	ug/kg, dry wt.	ug/kg, dry wt.	ug/kg, dry wt.	ug/kg, dry wt.
Hexachlorobenzene	0.04	0.06	0.02	0.07	ND	ND
2,4-DDD	2.92	3.71	0.33	0.38	2.59	1.62
4,4-DDD	0.99	4.55	0.88	0.42	5.85	2.85
2,4-DDE	ND	0.18	ND	ND	0.13	0.28
4,4-DDE	0.21	2.18	0.90	0.75	9.29	7.52
2,4-DDT	ND	0.38	ND	ND	ND	ND
4,4-DDT	ND	0.52	0.09	0.45	6.20	2.61
Aldrin	0.80	0.53	ND	0.07	0.46	0.39
a-BHC	0.16	0.20	ND	0.14	ND	0.73
b-BHC	0.27	ND	ND	ND	ND	ND
d-BHC	0.13	ND	ND	ND	ND	ND
g-BHC	0.28	0.20	0.45	0.27	1.00	0.93
Cis-chlordane	1.38	2.34	0.49	0.18	2.02	0.44
g-Chlordane	1.38	3.64	0.54	0.51	5.87	1.49
Cis-nonachlor	0.98	1.02	0.56	0.22	1.37	0.47
Dieldrin	0.42	0.84	0.32	0.33	3.23	1.44
Dursban	1.40	2.60	0.53	0.20	0.72	0.13
Endosulfan I	ND	ND	ND	ND	ND	ND
Endosulfan II	1.72	1.71	0.43	0.14	2.26	0.46
Endosulfan sulfate	ND	0.14	0.19	0.09	0.15	ND
Endrin	0.26	0.52	ND	ND	ND	ND
Endrin aldehyde	0.42	0.37	ND	0.09	0.82	0.07
Endrin ketone	ND	ND	ND	0.07	0.44	0.46
Heptachlor	0.03	0.09	ND	ND	ND	ND
Heptachlor epoxide	0.19	0.23	0.13	ND	ND	ND
Methoxychlor	ND	ND	0.51	ND	ND	ND
Mirex	ND	ND	ND	0.12	0.49	0.42
Oxychlordane	0.17	0.29	0.18	ND	ND	ND
Trans-nonachlor	2.52	2.38	0.47	0.13	0.98	0.13
Cl2(08)	ND	ND	ND	ND	ND	ND
Cl3(18)	ND	ND	ND	0.12	0.74	0.57
Cl3(28)	ND	ND	ND	0.13	0.47	0.32
Cl4(44)	ND	0.11	ND	0.20	0.99	0.31
Cl4(52)	0.03	0.22	0.02	0.37	1.01	0.28
Cl4(66)	ND	0.16	ND	0.12	0.43	0.62
Cl4(77)	0.50	0.74	0.08	0.19	2.18	0.35
Cl5(101)	ND	0.32	0.13	0.83	2.69	1.70
Cl5(105)	ND	0.18	0.04	0.28	0.60	0.10
Cl5(110)	0.37	1.00	0.40	1.02	3.79	1.57
Cl5(118)	0.16	0.26	0.18	0.66	2.51	0.95
Cl5(126)	1.65	1.40	0.33	0.30	1.67	ND
Cl6(128)	ND	ND	ND	0.27	0.83	0.79
Cl6(129)	1.10	1.08	0.10	0.10	0.49	ND
Cl6(138)	ND	0.73	0.88	1.09	3.90	3.40
Cl6(153)	ND	0.75	0.88	0.98	3.60	1.99
Cl6(169)	0.22	0.42	0.23	ND	0.33	ND
Cl7(170)	0.46	1.56	0.70	0.43	2.79	0.90
Cl7(180)	ND	0.59	0.65	0.23	1.05	0.87
Cl7(187)	ND	0.23	0.31	0.18	0.89	0.84
Cl8(195)	0.22	0.35	0.13	0.04	0.38	0.08
Cl9(206)	0.17	0.24	ND	0.02	ND	0.06
Cl10(209)	ND	0.16	ND	ND	0.99	0.35
DDT	ND	0.90	0.09	0.45	6.20	2.61
DDD	3.91	8.26	1.21	0.79	8.44	4.47
DDE	0.21	2.35	0.90	0.75	9.41	7.79
Total DDTs	4.12	11.51	2.20	2.00	24.05	14.87
BHCs	0.84	0.40	0.45	0.41	1.00	1.67
Chlordanes	2.94	6.27	1.22	0.69	7.90	1.93
Endosulfans	1.72	1.85	0.62	0.23	2.41	0.46
PCBs	4.88	10.49	5.07	7.55	32.30	16.05

DETAILED ASSESSMENT SITES
FIELD SAMPLE DATA
8081M- SURROGATE CORRECTED

SITE_ID	MOND	MONE	MONF	MONG	SWEETA	SWEETB
BATCH_ID	98-444	98-444	98-444	98-444	98-419	98-419
MATRIX	Sediment	Sediment	Sediment	Sediment	Sediment	Sediment
ANAL_METH	8081-MOD	8081-MOD	8081-MOD	8081-MOD	8081-MOD	8081-MOD
UNIT	ug/kg, dry wt.	ug/kg, dry wt.	ug/kg, dry wt.	ug/kg, dry wt.	ug/kg, dry wt.	ug/kg, dry wt.
Hexachlorobenzene	ND	ND	0.06	0.07	17.70	1.17
2,4-DDD	ND	1.98	0.07	0.70	3.05	1.47
4,4-DDD	0.24	1.92	0.35	1.33	11.41	3.37
2,4-DDE	ND	0.34	0.07	0.10	1.17	0.19
4,4-DDE	0.39	8.39	0.50	3.57	8.62	9.56
2,4-DDT	ND	ND	ND	ND	3.56	1.39
4,4-DDT	0.25	2.19	0.40	1.33	11.29	1.58
Aldrin	0.08	0.32	0.08	0.23	0.75	ND
a-BHC	0.20	0.98	0.33	0.48	0.21	ND
b-BHC	ND	ND	ND	ND	0.68	0.17
d-BHC	ND	ND	ND	0.03	0.82	0.08
g-BHC	0.07	3.69	0.19	0.36	1.35	0.63
Cis-chlordane	0.03	0.27	0.06	0.29	8.28	3.46
g-Chlordane	0.16	1.09	0.16	0.58	9.58	4.61
Cis-nonachlor	0.09	0.32	0.13	0.45	4.64	2.39
Dieldrin	0.27	0.98	0.29	0.52	8.71	1.62
Dursban	0.09	ND	0.14	0.14	6.08	1.36
Endosulfan I	ND	ND	ND	ND	ND	ND
Endosulfan II	0.05	0.27	0.06	0.07	4.67	0.87
Endosulfan sulfate	0.04	ND	0.05	0.03	1.28	0.55
Endrin	ND	ND	ND	0.07	1.05	0.16
Endrin aldehyde	ND	ND	0.07	ND	1.46	0.20
Endrin ketone	0.07	0.27	0.05	0.90	1.67	0.78
Heptachlor	ND	ND	ND	ND	0.68	ND
Heptachlor epoxide	ND	ND	ND	ND	2.01	0.26
Methoxychlor	ND	ND	ND	ND	ND	ND
Mirex	0.14	0.52	0.12	0.37	1.34	0.55
Oxychlordane	ND	ND	ND	ND	1.20	0.35
Trans-nonachlor	0.03	ND	0.04	0.23	8.34	2.79
Cl2(08)	ND	ND	ND	ND	ND	ND
Cl3(18)	0.05	0.33	0.06	0.11	2.08	0.40
Cl3(28)	0.03	0.28	0.18	0.14	3.07	0.97
Cl4(44)	ND	0.34	0.11	ND	2.24	0.70
Cl4(52)	ND	0.30	ND	0.09	3.66	1.65
Cl4(66)	0.04	0.58	0.09	0.17	2.39	1.06
Cl4(77)	ND	0.31	0.08	0.06	4.47	5.05
Cl5(101)	0.09	2.00	0.12	0.53	5.30	4.06
Cl5(105)	0.02	0.10	0.11	0.20	2.47	1.53
Cl5(110)	0.09	1.72	0.10	0.36	8.23	5.72
Cl5(118)	0.07	0.99	0.10	0.24	6.83	5.01
Cl5(126)	ND	ND	ND	0.41	ND	0.45
Cl6(128)	0.18	0.78	ND	0.61	ND	ND
Cl6(129)	ND	ND	ND	0.30	0.77	0.15
Cl6(138)	0.34	2.90	0.46	1.09	7.11	8.13
Cl6(153)	0.12	2.42	0.24	0.92	9.80	8.03
Cl6(169)	ND	ND	ND	ND	0.53	ND
Cl7(170)	0.08	0.54	0.07	0.36	ND	3.52
Cl7(180)	0.09	0.94	0.09	0.26	12.70	5.18
Cl7(187)	0.08	0.86	0.14	0.31	3.24	1.68
Cl8(195)	ND	ND	0.04	0.10	0.77	ND
Cl9(206)	ND	ND	0.04	0.03	1.01	1.00
Cl10(209)	0.02	0.17	0.08	0.21	1.11	0.37
DDT	0.25	2.19	0.40	1.33	14.85	2.97
DDD	0.24	3.89	0.43	2.04	14.45	4.84
DDE	0.39	8.73	0.57	3.68	9.79	9.74
Total DDTs	0.88	14.81	1.40	7.05	39.10	17.55
BHCs	0.26	4.67	0.52	0.87	3.06	0.89
Chlordanes	0.20	1.36	0.23	0.87	19.06	8.43
Endosulfans	0.09	0.27	0.11	0.10	5.94	1.42
PCBs	1.31	15.58	2.10	6.50	77.79	54.65

DETAILED ASSESSMENT SITES
FIELD SAMPLE DATA
8081M- SURROGATE CORRECTED

SITE_ID	SWEETC	SWEETD	SWEETE
BATCH_ID	98-419	98-419	98-419
MATRIX	Sediment	Sediment	Sediment
ANAL_METH	8081-MOD	8081-MOD	8081-MOD
UNIT	ug/kg, dry wt.	ug/kg, dry wt.	ug/kg, dry wt.
Hexachlorobenzene	0.08	0.68	0.04
2,4-DDD	0.62	0.33	0.28
4,4-DDD	2.45	0.81	0.92
2,4-DDE	0.10	ND	ND
4,4-DDE	1.43	ND	0.39
2,4-DDT	0.17	0.16	0.23
4,4-DDT	1.05	0.87	0.81
Aldrin	0.19	ND	0.02
a-BHC	0.09	ND	ND
b-BHC	0.25	ND	0.07
d-BHC	0.30	ND	0.04
g-BHC	0.06	0.02	ND
Cis-chlordane	1.47	0.35	0.79
g-Chlordane	2.30	0.66	2.14
Cis-nonachlor	0.59	0.27	0.25
Dieldrin	1.71	0.62	0.87
Dursban	2.91	0.36	1.60
Endosulfan I	0.01	0.01	ND
Endosulfan II	1.09	0.54	0.20
Endosulfan sulfate	0.05	0.26	ND
Endrin	ND	ND	ND
Endrin aldehyde	0.03	0.12	ND
Endrin ketone	0.14	0.13	ND
Heptachlor	0.32	0.08	0.25
Heptachlor epoxide	0.49	0.07	0.25
Methoxychlor	ND	ND	ND
Mirex	0.11	0.06	0.05
Oxychlordane	0.21	0.02	0.08
Trans-nonachlor	1.34	0.41	0.74
Cl2(08)	1.09	ND	4.56
Cl3(18)	ND	0.14	0.16
Cl3(28)	0.05	0.07	0.11
Cl4(44)	0.11	0.60	0.18
Cl4(52)	0.20	1.26	0.30
Cl4(66)	0.04	0.17	0.10
Cl4(77)	0.90	0.31	0.14
Cl5(101)	0.63	2.14	0.23
Cl5(105)	0.26	0.80	0.06
Cl5(110)	1.17	2.56	0.40
Cl5(118)	0.73	1.91	0.19
Cl5(126)	3.00	0.81	0.15
Cl6(128)	0.13	0.53	0.02
Cl6(129)	0.15	0.20	0.03
Cl6(138)	0.76	2.32	0.28
Cl6(153)	1.30	2.18	0.28
Cl6(169)	0.08	0.04	0.10
Cl7(170)	1.28	1.31	0.25
Cl7(180)	0.49	0.95	0.53
Cl7(187)	0.20	0.26	0.10
Cl8(195)	0.02	ND	ND
Cl9(206)	0.06	0.31	0.13
Cl10(209)	0.15	0.25	0.03
DDT	1.22	1.02	1.05
DDD	3.08	1.14	1.20
DDE	1.53	ND	0.39
Total DDTs	5.83	2.16	2.64
BHCs	0.69	0.02	0.10
Chlordanes	3.97	1.02	3.00
Endosulfans	1.15	0.81	0.20
PCBs	11.71	19.11	3.78

DETAILED ASSESSMENT SITES
FIELD SAMPLE DATA
8081M- SURROGATE CORRECTED

SITE_ID	BIVENC	BIVENC	BIVENC	
FIELD_ID	BIVENC	BIVENC	BIVENC	
BOS_ID	Y5509	Y5510	Y5511	
BATCH_ID	98-412	98-412	98-412	
MATRIX	Sediment	Sediment	Sediment	
ANAL_MET	8081-MOD	8081-MOD	8081-MOD	
SAMPLE_WT	1.81	1.91	2.32	
UNIT	ug/kg, dry wt.	ug/kg, dry wt.	ug/kg, dry wt.	**%RSD**
Hexachlorobenzene	ND	ND	ND	NA
2,4-DDD	3.83	2.57	2.38	26.87
4,4-DDD	2.58	3.11	2.82	9.29
2,4-DDE	ND	ND	ND	NA
4,4-DDE	10.52	10.32	9.63	4.59
2,4-DDT	ND	ND	ND	NA
4,4-DDT	ND	ND	ND	NA
Aldrin	ND	ND	ND	NA
a-BHC	ND	ND	ND	NA
b-BHC	ND	ND	ND	NA
d-BHC	ND	ND	ND	NA
g-BHC	ND	ND	1.15	173.21
Cis-chlordane	1.76	1.55	1.78	7.27
g-Chlordane	1.87	1.72	1.65	6.36
Cis-nonachlor	1.73	1.88	1.85	4.33
Dieldrin	ND	ND	ND	NA
Dursban	ND	2.05	ND	173.21
Endosulfan I	ND	ND	ND	NA
Endosulfan II	2.30	2.99	2.01	20.59
Endosulfan sulfate	ND	ND	ND	NA
Endrin	ND	ND	ND	NA
Endrin aldehyde	ND	ND	ND	NA
Endrin ketone	ND	ND	ND	NA
Heptachlor	ND	ND	ND	NA
Heptachlor epoxide	ND	ND	ND	NA
Methoxychlor	ND	ND	ND	NA
Mirex	ND	ND	ND	NA
Oxychlordane	ND	ND	ND	NA
Trans-nonachlor	1.06	0.87	0.89	11.07
Cl2(08)	ND	ND	ND	NA
Cl3(18)	ND	ND	ND	NA
Cl3(28)	ND	ND	ND	NA
Cl4(44)	ND	ND	ND	NA
Cl4(52)	ND	0.83	0.80	86.64
Cl4(66)	ND	0.71	0.91	88.57
Cl4(77)	ND	ND	ND	NA
Cl5(101)	3.38	3.46	2.90	9.31
Cl5(105)	0.94	1.07	0.81	14.10
Cl5(110)	2.17	2.39	2.07	7.38
Cl5(118)	2.15	2.11	1.83	8.60
Cl5(126)	2.81	4.51	4.16	23.40
Cl6(128)	ND	1.05	0.81	88.58
Cl6(129)	0.86	0.39	0.31	57.15
Cl6(138)	7.27	7.24	6.61	5.28
Cl6(153)	7.43	6.80	6.34	7.97
Cl6(169)	1.21	ND	ND	173.21
Cl7(170)	5.00	5.38	4.35	10.57
Cl7(180)	2.70	2.44	2.41	6.22
Cl7(187)	1.79	1.81	1.62	5.93
Cl8(195)	ND	0.84	0.64	88.91
Cl9(206)	ND	ND	3.44	173.21
Cl10(209)	ND	ND	0.62	173.21
DDT	ND	ND	ND	NA
DDD	6.41	5.68	5.20	10.59
DDE	10.52	10.32	9.63	4.59
Total DDTs	16.93	16.00	14.83	6.61
BHCs	ND	ND	1.15	173.21
Chlordanes	3.63	3.28	3.43	5.10
PCBs	37.72	41.02	40.66	4.54

DETAILED ASSESSMENT SITES
FIELD SAMPLE DATA
8081M- SURROGATE CORRECTED

SITE_ID	DISSC	DISSC	DISSC	
FIELD_ID	DISSC	DISSC	DISSC	
BOS_ID	Y5517	Y5518	Y5519	
BATCH_ID	98-412	98-412	98-412	
MATRIX	Sediment	Sediment	Sediment	
ANAL_MET	8081-MOD	8081-MOD	8081-MOD	
SAMPLE_WT	4.08	4.03	4.18	
UNIT	ug/kg, dry wt.	ug/kg, dry wt.	ug/kg, dry wt.	**%RSD**
Hexachlorobenzene	ND	ND	ND	NA
2,4-DDD	2.04	2.30	2.67	13.53
4,4-DDD	11.29	13.18	16.03	17.64
2,4-DDE	0.68	0.59	0.71	9.72
4,4-DDE	32.05	35.45	39.23	10.09
2,4-DDT	ND	ND	ND	NA
4,4-DDT	2.44	1.90	2.13	12.54
Aldrin	ND	ND	ND	NA
a-BHC	ND	ND	0.42	173.21
b-BHC	ND	ND	ND	NA
d-BHC	ND	ND	ND	NA
g-BHC	0.63	0.65	0.93	22.44
Cis-chlordane	ND	ND	ND	NA
g-Chlordane	0.43	0.48	0.43	5.37
Cis-nonachlor	1.05	0.94	0.96	5.77
Dieldrin	ND	ND	ND	NA
Dursban	2.21	ND	1.79	88.04
Endosulfan I	ND	ND	ND	NA
Endosulfan II	ND	ND	ND	NA
Endosulfan sulfate	1.62	1.80	1.19	20.44
Endrin	ND	ND	ND	NA
Endrin aldehyde	ND	ND	ND	NA
Endrin ketone	ND	ND	ND	NA
Heptachlor	ND	ND	ND	NA
Heptachlor epoxide	0.60	0.34	0.28	42.30
Methoxychlor	ND	ND	ND	NA
Mirex	0.42	ND	ND	173.21
Oxychlordane	ND	0.54	0.59	86.90
Trans-nonachlor	ND	ND	ND	NA
Cl2(08)	ND	ND	0.58	173.21
Cl3(18)	ND	ND	ND	NA
Cl3(28)	ND	ND	ND	NA
Cl4(44)	ND	ND	ND	NA
Cl4(52)	ND	0.30	ND	173.21
Cl4(66)	ND	ND	ND	NA
Cl4(77)	1.27	1.43	1.18	9.81
Cl5(101)	0.90	0.97	1.05	7.61
Cl5(105)	0.93	0.86	0.87	4.20
Cl5(110)	ND	ND	ND	NA
Cl5(118)	0.66	0.46	0.68	20.15
Cl5(126)	2.05	3.91	2.04	40.37
Cl6(128)	ND	ND	ND	NA
Cl6(129)	2.96	2.42	2.60	10.34
Cl6(138)	1.56	1.41	1.68	8.75
Cl6(153)	2.00	1.86	1.85	4.43
Cl6(169)	ND	ND	ND	NA
Cl7(170)	ND	0.48	0.41	87.42
Cl7(180)	0.77	0.97	0.78	13.84
Cl7(187)	1.15	0.98	1.15	8.88
Cl8(195)	ND	0.22	0.19	87.12
Cl9(206)	ND	0.52	0.44	87.42
Cl10(209)	ND	0.12	0.22	96.75
DDT	2.44	1.90	2.13	12.54
DDD	13.33	15.48	18.69	17.03
DDE	32.73	36.04	39.94	9.97
Total DDTs	48.50	53.42	60.76	11.38
BHCs	0.63	0.65	1.34	46.43
Chlordanes	0.43	1.01	1.03	41.05
PCBs	14.25	16.92	15.15	8.79

DETAILED ASSESSMENT SITES
FIELD SAMPLE DATA
8081M- SURROGATE CORRECTED

SITE_ID	DORAD	DORAD	DORAD	
FIELD_ID	DORAD	DORAD	DORAD	
BOS_ID	Y5727	Y5728	Y5729	
BATCH_ID	98-444	98-444	98-444	
MATRIX	Sediment	Sediment	Sediment	
ANAL_MET	8081-MOD	8081-MOD	8081-MOD	
SAMPLE_WT	1.19	0.94	0.75	
UNIT	ug/kg, dry wt.	ug/kg, dry wt.	ug/kg, dry wt.	**%RSD**
Hexachlorobenzene	0.65	0.71	1.02	24.74
2,4-DDD	2.71	1.53	4.91	56.26
4,4-DDD	5.93	7.68	12.44	38.82
2,4-DDE	9.20	5.55	2.88	53.96
4,4-DDE	81.95	72.30	53.89	20.55
2,4-DDT	ND	ND	ND	NA
4,4-DDT	5.69	6.34	6.02	5.44
Aldrin	0.90	1.20	0.89	17.73
a-BHC	3.28	4.17	5.26	23.34
b-BHC	ND	ND	ND	NA
d-BHC	ND	0.41	ND	173.21
g-BHC	2.45	3.27	3.99	23.83
Cis-chlordane	3.29	3.63	4.27	13.25
g-Chlordane	3.35	4.18	4.99	19.59
Cis-nonachlor	3.02	3.56	4.14	15.68
Dieldrin	3.21	4.03	5.33	25.57
Dursban	ND	ND	ND	NA
Endosulfan I	ND	ND	ND	NA
Endosulfan II	0.38	0.45	ND	87.51
Endosulfan sulfate	ND	ND	0.97	173.21
Endrin	0.56	0.52	ND	86.81
Endrin aldehyde	0.30	ND	ND	173.21
Endrin ketone	0.76	0.47	ND	93.23
Heptachlor	ND	1.42	ND	173.21
Heptachlor epoxide	ND	ND	ND	NA
Methoxychlor	ND	2.79	3.53	88.36
Mirex	ND	ND	0.51	173.21
Oxychlordane	ND	ND	ND	NA
Trans-nonachlor	0.57	0.83	2.60	83.02
Cl2(08)	ND	ND	ND	NA
Cl3(18)	ND	2.36	ND	173.21
Cl3(28)	ND	0.93	ND	173.21
Cl4(44)	ND	ND	ND	NA
Cl4(52)	ND	ND	ND	NA
Cl4(66)	ND	ND	ND	NA
Cl4(77)	ND	ND	ND	NA
Cl5(101)	2.16	0.99	1.83	36.25
Cl5(105)	0.51	ND	ND	173.21
Cl5(110)	1.16	0.62	1.13	31.07
Cl5(118)	1.98	2.06	1.49	16.71
Cl5(126)	ND	ND	ND	NA
Cl6(128)	ND	ND	ND	NA
Cl6(129)	0.70	0.69	ND	86.61
Cl6(138)	1.84	2.05	2.22	9.42
Cl6(153)	0.91	1.01	ND	87.00
Cl6(169)	ND	ND	ND	NA
Cl7(170)	1.14	1.52	2.56	42.29
Cl7(180)	0.73	0.86	ND	87.46
Cl7(187)	0.55	0.45	ND	88.02
Cl8(195)	0.27	0.36	0.36	15.21
Cl9(206)	0.76	0.72	0.82	6.80
Cl10(209)	1.37	2.49	2.09	28.76
DDT	5.69	6.34	6.02	5.44
DDD	8.64	9.21	17.36	41.54
DDE	91.15	77.85	56.77	23.04
Total DDTs	105.49	93.40	80.15	13.63
BHCs	5.73	7.85	9.24	23.26
Chlordanes	6.65	7.81	9.26	16.54
PCBs	14.07	17.11	12.50	16.09

DETAILED ASSESSMENT SITES
FIELD SAMPLE DATA
8081M- SURROGATE CORRECTED

SITE_ID	EUSTE	EUSTE	
FIELD_ID	EUSTE	EUSTE	
BOS_ID	Y5825	Y5826	
BATCH_ID	98-445	98-445	
MATRIX	Sediment	Sediment	
ANAL_MET	8081-MOD	8081-MOD	
SAMPLE_WT	7.83	3.94	
UNIT	ug/kg, dry wt.	ug/kg, dry wt.	**%RPD**
Hexachlorobenzene	ND	0.16	200.00
2,4-DDD	ND	0.62	200.00
4,4-DDD	0.51	0.90	54.90
2,4-DDE	0.08	0.20	91.66
4,4-DDE	1.57	3.29	70.68
2,4-DDT	ND	ND	NA
4,4-DDT	0.38	0.64	51.45
Aldrin	0.14	0.31	75.53
a-BHC	0.46	1.13	84.58
b-BHC	ND	ND	NA
d-BHC	ND	ND	NA
g-BHC	0.17	0.37	74.26
Cis-chlordane	0.14	0.23	51.24
g-Chlordane	0.31	0.59	61.25
Cis-nonachlor	0.24	0.48	66.57
Dieldrin	0.70	1.29	59.30
Dursban	0.15	ND	200.00
Endosulfan I	ND	ND	NA
Endosulfan II	0.06	0.11	53.87
Endosulfan sulfate	ND	ND	NA
Endrin	ND	ND	NA
Endrin aldehyde	ND	ND	NA
Endrin ketone	ND	ND	NA
Heptachlor	ND	ND	NA
Heptachlor epoxide	ND	ND	NA
Methoxychlor	0.22	0.50	78.47
Mirex	ND	ND	NA
Oxychlordane	ND	ND	NA
Trans-nonachlor	0.06	ND	200.00
Cl2(08)	ND	ND	NA
Cl3(18)	ND	ND	NA
Cl3(28)	ND	0.20	200.00
Cl4(44)	0.17	0.20	21.04
Cl4(52)	ND	ND	NA
Cl4(66)	ND	ND	NA
Cl4(77)	ND	ND	NA
Cl5(101)	ND	ND	NA
Cl5(105)	0.11	0.25	74.94
Cl5(110)	0.10	0.16	47.93
Cl5(118)	0.10	0.31	104.43
Cl5(126)	0.18	0.89	131.95
Cl6(128)	0.51	0.46	8.82
Cl6(129)	0.15	0.20	29.30
Cl6(138)	0.16	0.30	60.67
Cl6(153)	0.12	0.15	20.19
Cl6(169)	ND	ND	NA
Cl7(170)	0.11	0.30	91.56
Cl7(180)	0.09	0.14	46.54
Cl7(187)	0.33	1.17	112.48
Cl8(195)	0.19	0.48	87.32
Cl9(206)	0.03	0.08	95.95
Cl10(209)	0.01	0.06	121.09
DDT	0.38	0.64	51.45
DDD	0.51	1.52	99.40
DDE	1.65	3.49	71.82
Total DDTs	2.53	5.65	76.16
BHCs	0.63	1.50	81.97
Chlordanes	0.45	0.82	58.37
PCBs	2.34	5.33	77.94

DETAILED ASSESSMENT SITES
FIELD SAMPLE DATA
8081M- SURROGATE CORRECTED

SITE_ID	GEORGEB	GEORGEB	GEORGEB	
FIELD_ID	GEORGEB	GEORGEB	GEORGEB	
BOS_ID	Y5810	Y5811	Y5812	
BATCH_ID	98-445	98-445	98-445	
MATRIX	Sediment	Sediment	Sediment	
ANAL_MET	8081-MOD	8081-MOD	8081-MOD	
SAMPLE_WT	4.99	4.41	5.38	
UNIT	ug/kg, dry wt.	ug/kg, dry wt.	ug/kg, dry wt.	**%RSD**
Hexachlorobenzene	0.20	0.26	0.25	14.92
2,4-DDD	ND	ND	ND	NA
4,4-DDD	0.45	1.05	0.80	39.47
2,4-DDE	ND	ND	ND	NA
4,4-DDE	1.08	1.28	1.22	8.64
2,4-DDT	ND	ND	ND	NA
4,4-DDT	1.14	1.31	1.05	11.41
Aldrin	0.33	0.31	0.23	17.47
a-BHC	0.80	0.81	0.71	7.33
b-BHC	ND	ND	ND	NA
d-BHC	ND	ND	ND	NA
g-BHC	0.56	0.63	0.60	5.23
Cis-chlordane	ND	0.12	0.13	87.01
g-Chlordane	ND	ND	ND	NA
Cis-nonachlor	ND	0.10	0.25	107.82
Dieldrin	ND	ND	ND	NA
Dursban	ND	ND	ND	NA
Endosulfan I	ND	ND	ND	NA
Endosulfan II	0.37	0.40	0.29	15.66
Endosulfan sulfate	ND	0.09	ND	173.21
Endrin	ND	ND	ND	NA
Endrin aldehyde	0.21	0.22	0.18	10.62
Endrin ketone	0.28	0.24	0.31	12.28
Heptachlor	ND	ND	ND	NA
Heptachlor epoxide	ND	ND	ND	NA
Methoxychlor	0.64	ND	0.55	87.36
Mirex	0.13	0.12	0.08	20.64
Oxychlordane	ND	ND	ND	NA
Trans-nonachlor	ND	ND	ND	NA
Cl2(08)	ND	ND	ND	NA
Cl3(18)	ND	ND	ND	NA
Cl3(28)	ND	ND	ND	NA
Cl4(44)	0.26	0.45	0.30	28.86
Cl4(52)	ND	ND	ND	NA
Cl4(66)	ND	ND	ND	NA
Cl4(77)	ND	ND	ND	NA
Cl5(101)	ND	ND	ND	NA
Cl5(105)	ND	ND	ND	NA
Cl5(110)	0.29	0.25	0.29	7.30
Cl5(118)	ND	0.14	ND	173.21
Cl5(126)	1.16	1.38	1.23	8.90
Cl6(128)	0.70	0.73	0.52	17.63
Cl6(129)	0.29	0.40	0.37	15.47
Cl6(138)	1.27	1.08	1.00	12.41
Cl6(153)	0.37	0.36	0.33	6.13
Cl6(169)	ND	ND	ND	NA
Cl7(170)	0.44	0.32	0.29	23.89
Cl7(180)	0.18	0.22	0.18	10.13
Cl7(187)	0.85	0.66	0.61	17.32
Cl8(195)	ND	ND	ND	NA
Cl9(206)	ND	ND	ND	NA
Cl10(209)	ND	ND	ND	NA
DDT	1.14	1.31	1.05	11.41
DDD	0.45	1.05	0.80	39.47
DDE	1.08	1.28	1.22	8.64
Total DDTs	2.67	3.64	3.07	15.60
BHCs	1.37	1.44	1.31	4.78
Chlordanes	ND	0.12	0.13	87.01
PCBs	5.81	5.97	5.12	8.08

DETAILED ASSESSMENT SITES
FIELD SAMPLE DATA
8081M- SURROGATE CORRECTED

SITE_ID	GRIFFA	GRIFFA	
FIELD_ID	GRIFFA	GRIFFA	
BOS_ID	Y5577-1	Y5578	
BATCH_ID	98-419	98-419	
MATRIX	Sediment	Sediment	
ANAL_MET	8081-MOD	8081-MOD	
SAMPLE_WT	1.32	1.22	
UNIT	ug/kg, dry wt.	ug/kg, dry wt.	**%RPD**
Hexachlorobenzene	0.30	ND	200.00
2,4-DDD	ND	ND	NA
4,4-DDD	7.92	ND	200.00
2,4-DDE	0.86	1.31	41.99
4,4-DDE	13.61	4.09	107.67
2,4-DDT	ND	ND	NA
4,4-DDT	3.51	2.27	42.87
Aldrin	1.04	ND	200.00
a-BHC	2.51	5.40	73.16
b-BHC	ND	ND	NA
d-BHC	ND	ND	NA
g-BHC	1.23	1.66	29.60
Cis-chlordane	1.12	1.18	5.29
g-Chlordane	ND	ND	NA
Cis-nonachlor	1.70	ND	200.00
Dieldrin	ND	ND	NA
Dursban	ND	ND	NA
Endosulfan I	ND	ND	NA
Endosulfan II	0.53	ND	200.00
Endosulfan sulfate	1.22	ND	200.00
Endrin	ND	ND	NA
Endrin aldehyde	ND	ND	NA
Endrin ketone	ND	ND	NA
Heptachlor	ND	ND	NA
Heptachlor epoxide	ND	ND	NA
Methoxychlor	ND	ND	NA
Mirex	ND	ND	NA
Oxychlordane	ND	ND	NA
Trans-nonachlor	0.31	0.37	15.48
Cl2(08)	ND	ND	NA
Cl3(18)	ND	ND	NA
Cl3(28)	1.28	ND	200.00
Cl4(44)	3.52	ND	200.00
Cl4(52)	1.11	ND	200.00
Cl4(66)	ND	ND	NA
Cl4(77)	ND	ND	NA
Cl5(101)	1.54	ND	200.00
Cl5(105)	1.29	ND	200.00
Cl5(110)	2.87	ND	200.00
Cl5(118)	2.99	ND	200.00
Cl5(126)	0.79	1.15	37.06
Cl6(128)	0.80	0.43	58.99
Cl6(129)	0.31	ND	200.00
Cl6(138)	3.92	2.29	52.28
Cl6(153)	4.37	ND	200.00
Cl6(169)	ND	ND	NA
Cl7(170)	3.75	ND	200.00
Cl7(180)	2.34	0.81	96.62
Cl7(187)	0.90	0.79	13.47
Cl8(195)	ND	ND	NA
Cl9(206)	0.26	ND	200.00
Cl10(209)	0.21	ND	200.00
DDT	3.51	2.27	42.87
DDD	7.92	ND	200.00
DDE	14.47	5.40	91.36
Total DDTs	25.89	7.66	108.64
BHCs	3.74	7.06	61.48
Chlordanes	1.12	1.18	5.29
PCBs	32.24	5.47	141.97

DETAILED ASSESSMENT SITES
FIELD SAMPLE DATA
8081M- SURROGATE CORRECTED

SITE_ID	HARD	HARD	HARD	
FIELD_ID	HARD	HARD	HARD	
BOS_ID	Y5587	Y5588	Y5589	
BATCH_ID	98-419	98-419	98-419	
MATRIX	Sediment	Sediment	Sediment	
ANAL_MET	8081-MOD	8081-MOD	8081-MOD	
SAMPLE_WT	1.27	1.31	1.41	
UNIT	ug/kg, dry wt.	ug/kg, dry wt.	ug/kg, dry wt.	**%RSD**
Hexachlorobenzene	0.41	0.44	0.35	11.77
2,4-DDD	ND	ND	1.49	173.21
4,4-DDD	3.37	3.22	2.39	17.54
2,4-DDE	0.97	1.08	ND	86.95
4,4-DDE	11.75	14.20	6.18	38.36
2,4-DDT	ND	ND	ND	NA
4,4-DDT	1.51	1.49	1.63	4.72
Aldrin	0.96	1.06	0.68	21.48
a-BHC	2.56	3.20	1.40	38.16
b-BHC	ND	ND	ND	NA
d-BHC	ND	ND	ND	NA
g-BHC	0.85	0.76	0.72	8.88
Cis-chlordane	0.71	0.85	ND	87.63
g-Chlordane	1.33	1.13	ND	87.47
Cis-nonachlor	0.70	0.56	ND	88.21
Dieldrin	ND	ND	ND	NA
Dursban	ND	ND	ND	NA
Endosulfan I	ND	ND	ND	NA
Endosulfan II	ND	ND	ND	NA
Endosulfan sulfate	0.57	ND	ND	173.21
Endrin	ND	ND	ND	NA
Endrin aldehyde	ND	ND	ND	NA
Endrin ketone	ND	ND	ND	NA
Heptachlor	ND	ND	ND	NA
Heptachlor epoxide	ND	ND	ND	NA
Methoxychlor	ND	ND	ND	NA
Mirex	ND	ND	ND	NA
Oxychlordane	ND	ND	ND	NA
Trans-nonachlor	ND	0.13	ND	173.21
Cl2(08)	ND	ND	ND	NA
Cl3(18)	ND	ND	ND	NA
Cl3(28)	0.75	1.14	ND	92.13
Cl4(44)	ND	ND	ND	NA
Cl4(52)	ND	ND	ND	NA
Cl4(66)	ND	ND	ND	NA
Cl4(77)	ND	ND	ND	NA
Cl5(101)	ND	0.37	ND	173.21
Cl5(105)	ND	0.57	ND	173.21
Cl5(110)	0.82	0.87	0.45	32.26
Cl5(118)	ND	0.47	ND	173.21
Cl5(126)	1.20	1.12	ND	86.77
Cl6(128)	ND	1.19	ND	173.21
Cl6(129)	1.07	0.86	ND	88.07
Cl6(138)	1.09	1.17	ND	86.79
Cl6(153)	ND	0.53	ND	173.21
Cl6(169)	ND	ND	ND	NA
Cl7(170)	1.10	0.57	ND	98.75
Cl7(180)	0.47	0.76	ND	93.68
Cl7(187)	1.02	2.28	ND	103.94
Cl8(195)	ND	ND	ND	NA
Cl9(206)	0.20	0.17	ND	87.43
Cl10(209)	0.12	0.19	ND	94.41
DDT	1.51	1.49	1.63	86.61
DDD	3.37	3.22	3.88	9.90
DDE	12.72	15.28	6.18	87.62
Total DDTs	17.60	5.80	10.07	53.60
BHCs	3.41	3.95	2.12	29.78
Chlordanes	2.04	1.98	ND	86.63
PCBs	7.82	12.28	0.45	87.24

DETAILED ASSESSMENT SITES
FIELD SAMPLE DATA
8081M- SURROGATE CORRECTED

SITE_ID	HOGD	HOGD	HOGD	
FIELD_ID	HOGD	HOGD	HOGD	
BOS_ID	Y5504	Y5505	Y5506	
BATCH_ID	98-412	98-412	98-412	
MATRIX	Sediment	Sediment	Sediment	
ANAL_MET	8081-MOD	8081-MOD	8081-MOD	
SAMPLE_WT	23.72	21.02	18.02	
UNIT	ug/kg, dry wt.	ug/kg, dry wt.	ug/kg, dry wt.	**%RSD**
Hexachlorobenzene	0.02	0.03	0.02	29.41
2,4-DDD	0.17	0.41	0.42	42.84
4,4-DDD	0.44	0.89	1.29	48.93
2,4-DDE	ND	ND	ND	NA
4,4-DDE	0.45	0.97	1.29	47.11
2,4-DDT	ND	ND	ND	NA
4,4-DDT	ND	0.11	0.17	91.92
Aldrin	ND	ND	ND	NA
a-BHC	ND	ND	ND	NA
b-BHC	ND	ND	ND	NA
d-BHC	ND	ND	ND	NA
g-BHC	0.24	0.48	0.64	44.72
Cis-chlordane	0.26	0.52	0.69	44.85
g-Chlordane	0.24	0.52	0.87	58.82
Cis-nonachlor	0.25	0.61	0.82	52.11
Dieldrin	0.19	0.37	0.40	35.74
Dursban	0.29	0.61	0.71	41.19
Endosulfan I	ND	ND	ND	NA
Endosulfan II	0.22	0.46	0.62	45.86
Endosulfan sulfate	0.10	0.19	0.27	46.36
Endrin	ND	ND	ND	NA
Endrin aldehyde	ND	ND	ND	NA
Endrin ketone	ND	ND	ND	NA
Heptachlor	ND	ND	ND	NA
Heptachlor epoxide	0.07	0.13	0.20	49.67
Methoxychlor	ND	ND	1.52	173.21
Mirex	ND	ND	ND	NA
Oxychlordane	0.14	0.16	0.25	32.52
Trans-nonachlor	0.23	0.47	0.71	50.29
Cl2(08)	ND	ND	ND	NA
Cl3(18)	ND	ND	ND	NA
Cl3(28)	ND	ND	ND	NA
Cl4(44)	ND	ND	ND	NA
Cl4(52)	ND	ND	0.07	173.21
Cl4(66)	ND	ND	ND	NA
Cl4(77)	0.04	0.11	0.10	41.47
Cl5(101)	0.07	0.14	0.19	45.16
Cl5(105)	ND	0.04	0.08	106.31
Cl5(110)	0.20	0.39	0.61	51.74
Cl5(118)	0.09	0.19	0.27	50.30
Cl5(126)	0.15	0.35	0.49	50.45
Cl6(128)	ND	ND	ND	NA
Cl6(129)	0.06	0.11	0.14	39.96
Cl6(138)	0.44	0.88	1.33	50.67
Cl6(153)	0.39	0.92	1.33	53.66
Cl6(169)	ND	0.27	0.43	93.82
Cl7(170)	0.50	0.68	0.92	30.31
Cl7(180)	0.32	0.69	0.95	48.15
Cl7(187)	0.16	0.31	0.46	49.85
Cl8(195)	0.10	0.13	0.16	21.87
Cl9(206)	ND	ND	ND	NA
Cl10(209)	ND	ND	ND	NA
DDT	ND	0.11	0.17	91.92
DDD	0.61	1.31	1.71	46.25
DDE	0.45	0.97	1.29	47.11
Total DDTs	1.06	2.38	3.17	48.51
BHCs	0.24	0.48	0.64	44.72
Chlordanes	0.63	1.20	1.82	48.63
PCBs	2.51	5.19	7.53	49.42

DETAILED ASSESSMENT SITES
FIELD SAMPLE DATA
8081M- SURROGATE CORRECTED

SITE_ID	MONC	MONC	MONC	
FIELD_ID	MONC	MONC	MONC	
BOS_ID	Y5717	Y5718	Y5719	
BATCH_ID	98-444	98-444	98-444	
MATRIX	Sediment	Sediment	Sediment	
ANAL_MET	8081-MOD	8081-MOD	8081-MOD	
SAMPLE_WT	3.41	3.21	3.10	
UNIT	ug/kg, dry wt.	ug/kg, dry wt.	ug/kg, dry wt.	**%RSD**
Hexachlorobenzene	ND	ND	ND	NA
2,4-DDD	1.83	1.30	1.72	17.52
4,4-DDD	3.19	2.62	2.74	10.56
2,4-DDE	0.34	0.23	0.27	21.42
4,4-DDE	10.15	5.57	6.83	31.53
2,4-DDT	ND	ND	ND	NA
4,4-DDT	2.67	2.42	2.74	6.49
Aldrin	0.33	0.36	0.49	22.08
a-BHC	1.13	1.06	ND	86.73
b-BHC	ND	ND	ND	NA
d-BHC	ND	ND	ND	NA
g-BHC	1.09	0.81	0.90	15.24
Cis-chlordane	0.48	0.39	0.44	10.77
g-Chlordane	1.55	1.38	1.55	6.64
Cis-nonachlor	0.36	0.45	0.59	24.90
Dieldrin	1.31	1.47	1.53	8.06
Dursban	ND	ND	0.40	173.21
Endosulfan I	ND	ND	ND	NA
Endosulfan II	0.47	0.41	0.50	9.11
Endosulfan sulfate	ND	ND	ND	NA
Endrin	ND	ND	ND	NA
Endrin aldehyde	ND	ND	0.20	173.21
Endrin ketone	0.54	0.36	0.49	20.49
Heptachlor	ND	ND	ND	NA
Heptachlor epoxide	ND	ND	ND	NA
Methoxychlor	ND	ND	ND	NA
Mirex	0.32	0.48	0.47	20.90
Oxychlordane	ND	ND	ND	NA
Trans-nonachlor	0.14	0.15	0.10	20.36
Cl2(08)	ND	ND	ND	NA
Cl3(18)	0.45	0.66	0.59	19.40
Cl3(28)	0.31	0.29	0.35	10.23
Cl4(44)	0.93	ND	ND	173.21
Cl4(52)	0.40	0.21	0.23	36.69
Cl4(66)	0.70	0.55	0.62	12.03
Cl4(77)	0.49	0.31	0.25	36.40
Cl5(101)	2.48	1.23	1.40	39.80
Cl5(105)	0.11	0.08	0.12	24.13
Cl5(110)	2.10	1.17	1.44	30.46
Cl5(118)	1.18	0.68	0.99	26.88
Cl5(126)	ND	ND	ND	NA
Cl6(128)	0.95	0.71	0.72	16.76
Cl6(129)	ND	ND	ND	NA
Cl6(138)	3.32	3.11	3.78	10.03
Cl6(153)	2.54	1.52	1.92	25.74
Cl6(169)	ND	ND	ND	NA
Cl7(170)	1.00	0.93	0.78	12.51
Cl7(180)	1.06	0.71	0.83	20.18
Cl7(187)	0.95	0.73	0.83	13.61
Cl8(195)	0.23	ND	0.02	152.68
Cl9(206)	ND	ND	0.17	173.21
Cl10(209)	0.25	0.40	0.42	26.03
DDT	2.67	2.42	2.74	6.49
DDD	5.02	3.91	4.47	12.43
DDE	10.50	5.79	7.09	31.17
Total DDTs	18.19	12.13	14.30	20.65
BHCs	2.22	1.88	0.90	41.27
Chlordanes	2.03	1.77	2.00	7.39
PCBs	19.42	13.27	15.46	19.43

DETAILED ASSESSMENT SITES
FIELD SAMPLE DATA
8081M- SURROGATE CORRECTED

SITE_ID	SWEETC	SWEETC	SWEETC	
FIELD_ID	SWEETC	SWEETC	SWEETC	
BOS_ID	Y5594	Y5595	Y5596	
BATCH_ID	98-419	98-419	98-419	
MATRIX	Sediment	Sediment	Sediment	
ANAL_MET	8081-MOD	8081-MOD	8081-MOD	
SAMPLE_WT	25.14	25.55	24.87	
UNIT	ug/kg, dry wt.	ug/kg, dry wt.	ug/kg, dry wt.	**%RSD**
Hexachlorobenzene	0.07	0.08	0.07	7.64
2,4-DDD	0.27	0.49	1.11	69.82
4,4-DDD	1.48	2.50	3.38	38.88
2,4-DDE	0.10	0.10	0.10	0.97
4,4-DDE	1.10	1.55	1.64	20.31
2,4-DDT	0.26	0.16	0.10	44.93
4,4-DDT	0.85	1.09	1.20	17.18
Aldrin	0.06	0.20	0.30	63.46
a-BHC	0.04	0.11	0.10	42.10
b-BHC	0.14	0.34	0.28	40.03
d-BHC	0.16	0.40	0.34	40.70
g-BHC	0.04	0.09	0.04	53.80
Cis-chlordane	0.97	1.66	1.77	29.25
g-Chlordane	2.32	4.57	ND	99.44
Cis-nonachlor	0.46	0.65	0.67	19.21
Dieldrin	1.07	2.50	1.58	42.37
Dursban	2.36	3.12	3.26	16.72
Endosulfan I	ND	ND	0.03	173.21
Endosulfan II	0.34	1.09	1.83	68.69
Endosulfan sulfate	0.06	0.07	0.04	28.19
Endrin	ND	ND	ND	NA
Endrin aldehyde	ND	ND	0.08	173.21
Endrin ketone	ND	ND	0.41	173.21
Heptachlor	0.33	0.40	0.22	29.68
Heptachlor epoxide	0.40	0.64	0.42	27.06
Methoxychlor	ND	ND	ND	NA
Mirex	0.03	0.11	0.17	67.62
Oxychlordane	0.08	0.08	0.46	106.08
Trans-nonachlor	1.01	1.54	1.46	21.65
Cl2(08)	0.88	1.16	1.23	17.20
Cl3(18)	ND	ND	ND	NA
Cl3(28)	0.02	0.05	0.07	56.74
Cl4(44)	0.08	0.13	0.11	26.29
Cl4(52)	0.14	0.28	0.19	33.12
Cl4(66)	0.04	0.07	0.02	63.79
Cl4(77)	0.17	1.12	1.41	71.90
Cl5(101)	0.38	0.83	0.69	36.15
Cl5(105)	0.15	0.33	0.29	36.10
Cl5(110)	0.66	1.44	1.41	38.09
Cl5(118)	0.44	0.82	0.93	35.33
Cl5(126)	1.07	2.01	5.91	85.60
Cl6(128)	0.08	0.30	ND	123.22
Cl6(129)	0.08	0.19	0.17	37.39
Cl6(138)	0.66	0.83	0.80	11.59
Cl6(153)	0.76	1.32	1.82	40.93
Cl6(169)	ND	0.12	0.13	86.73
Cl7(170)	0.83	1.50	1.51	30.26
Cl7(180)	0.38	0.61	0.48	23.79
Cl7(187)	0.14	0.31	0.16	47.14
Cl8(195)	0.05	ND	ND	173.21
Cl9(206)	ND	0.08	0.09	86.79
Cl10(209)	ND	0.16	0.30	98.95
DDT	1.11	1.25	1.30	8.36
DDD	1.75	2.99	4.50	44.68
DDE	1.20	1.65	1.74	18.93
Total DDTs	4.06	5.89	7.54	29.92
BHCs	0.38	0.93	0.77	40.61
Chlordanes	3.37	6.31	2.23	53.01
PCBs	6.14	12.50	16.48	44.57

Appendix G. Detailed Assessment Sites – Metals Data

DETAILED ASSESSMENT SITES
FIELD SAMPLE DATA
MG/KG DRY WT.
200.8-MOD, 200.9-MOD & 245.5

SITE	Aluminum	Arsenic	Cadmium	Chromium	Copper	Lead	Mercury	Nickel	Silver	Zinc
BIVENA	12500	4.020	0.925	93.6	32.9	112.0	0.259	13.70	0.386	161.0
BIVENB	22200	4.120	1.460	187.0	39.7	324.0	0.380	19.10	0.643	229.0
BIVENC	14333	7.547	0.956	89.4	31.3	118.3	0.302	13.67	0.363	161.0
BIVEND	11800	8.240	1.320	122.0	42.2	246.0	0.426	15.30	0.467	279.0
BIVENE	26600	12.100	1.650	163.0	46.0	367.0	0.424	22.80	0.531	220.0
BIVENF	277	ND	ND	2.1	0.8	2.4	0.022	ND	0.055	2.4
DORAA	383	ND	ND	0.8	0.4	ND	ND	ND	ND	1.6
DORAB	13400	12.600	0.230	17.6	13.3	23.4	0.199	6.25	0.143	36.3
DORAC	16700	21.300	0.391	21.1	28.2	48.7	0.272	8.15	0.235	64.9
DORAD	11330	15.933	0.400	17.1	33.6	43.5	0.221	7.37	0.152	75.6
DORAE	11700	13.000	0.430	17.8	35.1	37.2	0.193	7.29	0.141	76.5
DORAF	13100	14.100	0.349	20.2	31.3	19.4	0.167	7.53	0.158	49.9
DORAG	10000	10.300	0.239	17.0	26.3	13.8	0.140	5.62	0.125	37.8
EUSTA	14100	10.800	0.627	22.2	28.2	93.1	0.332	8.47	0.264	116.0
EUSTB	300	ND	ND	1.6	0.7	1.5	ND	ND	0.034	1.7
EUSTC	17700	16.300	0.428	23.3	23.0	60.0	0.297	7.73	0.289	61.8
EUSTD	13900	11.500	0.347	18.6	19.9	42.9	0.267	7.23	0.183	54.0
EUSTE	2785	2.880	0.050	4.7	4.6	9.1	0.067	1.58	0.061	12.1
EUSTF	15000	9.210	0.416	19.5	15.4	35.0	0.273	7.42	0.314	52.4
EUSTG	725	ND	ND	2.1	1.3	2.2	0.016	ND	0.050	3.5
GRIFFA	9455	8.990	0.495	20.1	27.5	42.8	0.301	7.50	0.679	84.8
GRIFFB	9640	9.780	0.256	18.8	10.0	16.7	0.193	6.87	0.218	25.2
GRIFFC	8230	10.000	0.371	16.5	18.4	33.2	0.275	6.82	0.380	49.5
GRIFFD	10700	6.660	0.154	23.1	8.5	19.6	0.124	4.84	0.152	25.8
GRIFFE	14500	15.000	0.350	28.7	17.8	46.8	0.260	9.04	0.195	46.6
GRIFFF	7960	11.000	0.239	16.6	11.7	28.3	0.215	6.53	0.123	25.8
HARA	6400	7.860	0.223	14.8	8.9	12.8	0.196	4.99	0.057	24.8
HARB	14800	10.900	0.342	24.4	14.1	33.5	0.254	8.39	0.172	32.0
HARC	2730	1.510	0.088	5.4	4.7	9.3	0.063	1.72	0.065	9.6
HARD	15733	10.600	0.430	24.5	21.7	43.6	0.287	9.06	0.134	46.1
HARE	7070	4.910	0.274	15.1	15.9	28.2	0.166	5.40	0.123	38.8
HARF	8980	10.100	0.324	16.7	17.4	34.0	0.226	7.01	0.098	37.1
HOGA	1220	ND	0.235	4.7	1.2	4.2	0.027	1.21	0.060	12.1
HOGB	4570	ND	0.318	40.4	25.0	7.2	0.030	16.10	0.158	15.1
HOGC	3630	ND	0.266	13.8	1.5	10.1	0.027	1.84	0.049	16.7
HOGD	1538	ND	0.075	5.0	2.1	6.9	0.037	1.00	0.060	10.9
MONA	8410	1.490	0.117	13.0	11.2	13.0	0.032	3.88	0.158	21.8
MONB	37200	5.480	0.686	50.3	38.8	43.5	0.313	15.00	0.868	109.0
MONC	44300	7.720	0.606	57.2	24.3	32.3	0.331	18.37	0.671	71.3
MOND	8810	ND	ND	8.7	3.9	7.7	0.018	1.65	0.123	10.7
MONE	43000	7.050	0.459	55.6	31.0	35.4	0.275	19.30	0.670	58.5
MONF	9860	ND	0.061	13.8	6.3	7.2	0.034	2.38	0.218	14.8
MONG	21500	2.390	0.164	21.8	12.8	15.1	0.092	5.22	0.263	27.1
SWEETA	14400	4.320	1.920	52.3	27.5	97.6	0.259	13.30	0.947	176.0
SWEETB	17000	3.190	1.160	71.2	21.3	54.0	0.274	10.80	2.350	112.0
SWEETC	1653	ND	0.118	4.6	4.0	20.8	0.034	1.52	0.061	28.5
SWEETD	3500	ND	0.384	11.2	2.5	15.1	0.050	1.96	0.126	22.7
SWEETE	1430	1.160	0.300	18.9	3.7	95.3	0.040	1.68	0.106	38.1

DETAILED ASSESSMENT SITES
FIELD SAMPLE DATA
MG/KG DRY WT.
200.8-MOD, 200.9-MOD & 245.5

	Aluminum	Arsenic	Cadmium	Chromium	Copper	Lead	Mercury	Nickel	Silver	Zinc
BIVENC	13700	7.48	0.956	88.1	31.0	118	0.302	13.5	0.354	160
BIVENC	16900	7.19	0.976	91.9	32.3	115	0.298	14.2	0.374	166
BIVENC	12400	7.97	0.936	88.1	30.7	122	0.307	13.3	0.362	157
%RSD	16.2	5.2	2.1	2.5	2.7	3.0	1.5	3.5	2.8	2.8
DORAD	12200	18.5	0.450	17.9	37.9	55.3	0.233	7.62	0.176	80.0
DORAD	12000	18.0	0.418	18.2	34.6	44.4	0.245	7.85	0.158	79.2
DORAD	9790	11.3	0.332	15.3	28.2	30.8	0.186	6.64	0.122	67.7
%RSD	11.8	25.2	15.3	9.3	14.7	28.2	14.1	8.7	18.1	9.1
EUSTE	1820	1.29	ND	3.03	2.81	5.45	0.032	0.973	0.0401	7.46
EUSTE	3750	4.47	0.0995	6.31	6.44	12.8	0.101	2.18	0.0824	16.8
RPD	212.1	493.0	200.0	216.5	258.4	269.7	427.3	248.1	211.0	250.4
GRIFFA	9600	9.00	0.523	20.4	28.7	44.8	0.300	7.58	0.726	88.7
GRIFFA	9310	8.98	0.466	19.7	26.2	40.8	0.302	7.41	0.631	80.8
RPD	6.0	0.4	21.8	6.9	17.4	17.9	1.3	4.5	26.2	17.8
HARD	17700	11.6	0.504	24.6	27.3	52.4	0.338	9.60	0.147	56.6
HARD	15100	10.2	0.496	24.7	27.0	52.1	0.298	9.52	0.149	55.1
HARD	14400	10.0	0.289	24.2	10.7	26.3	0.226	8.06	0.106	26.5
%RSD	11.1	8.2	28.4	1.1	43.8	34.4	19.8	9.6	18.1	36.8
HOGD	694	ND	ND	2.54	0.861	2.41	0.0172	ND	0.0663	3.71
HOGD	1580	ND	0.124	5.32	2.57	7.36	0.0401	1.36	0.0628	14.4
HOGD	2340	ND	0.102	7.14	2.80	11.0	0.0546	1.65	0.0519	14.5
%RSD	53.6	NA	13.8	46.3	51.0	62.3	50.6	13.6	12.4	57.0
MONC	45800	8.13	0.623	59.5	24.5	32.2	0.338	17.9	0.710	72.1
MONC	44200	7.89	0.622	55.2	24.3	34.7	0.328	17.7	0.635	71.9
MONC	42900	7.14	0.572	57.0	24.2	29.9	0.326	19.5	0.669	70.0
%RSD	3.3	6.7	4.8	3.8	0.6	7.4	1.9	5.4	5.6	1.6
SWEETC	1430	ND	0.091	6.07	3.30	20.7	0.0290	1.47	0.0425	21.8
SWEETC	1320	ND	0.116	3.39	4.75	300	0.0446	1.18	0.0606	25.0
SWEETC	2210	ND	0.146	4.27	101	20.8	0.0294	1.90	0.0807	38.6
%RSD	29.3	NA	23.6	29.8	154.0	141.6	25.9	23.9	31.2	31.3

Appendix H. Detailed Assessment Sites – TOC, Grain Size, Total Solids, and Total Volatile Solids Data

DETAILED ASSESSMENT SITES
ANCILLARY MEASUREMENTS - SEDIMENT
(FIELD DATA)

		SITE_ID	BIVENA	BIVENB	BIVENC	BIVEND
ANAL_MET	**UNIT**	**PARAMETER**				
SM17 2540G	% of wet weight	PERCENT MOISTURE	91.9	88.4	93.4	89.9
SM17 2540G	% of wet weight	TOTAL SOLIDS	8.1	11.6	6.6	10.1
SM17 2540G	% of dry weight	TOTAL VOLATILE SOLIDS	37.9	33.0	37.5	38.4
SW846 9060	mg/kg	TOC	257000	245000	288667	290000
Folk 1994	% of dry volume	PERCENT SAND	57.4	49.6	62.1	73.4
Folk 1994	% of dry volume	PERCENT SILT	41.1	48.6	36.4	25.2
Folk 1994	% of dry volume	PERCENT CLAY	1.5	1.8	1.5	1.4
Folk 1995	% of dry volume	PERCENT MUD	42.6	50.4	37.8	26.6
Coulter 1994	um	MEAN	63.7	58.3	62.4	204.0
Coulter 1994	um	MEDIAN	71.2	62.0	75.4	257.0
Coulter 1994	um	MODE	80.1	73.0	87.9	1440.0
Coulter 1994	um	STDDEV	2.7	3.2	2.3	5.3
Coulter 1994	-	SKEWNESS	-0.8	-0.3	-1.9	-0.5
Coulter 1994	-	KURTOSIS	3.4	1.1	5.6	-0.4
Coulter 1994	% of tot. sed. vol.	VOL% 0-0.49 um	ND	ND	ND	ND
Coulter 1994	% of tot. sed. vol.	VOL% 0.49-0.69 um	ND	ND	ND	ND
Coulter 1994	% of tot. sed. vol.	VOL% 0.69-0.98 um	0.2	0.2	0.1	ND
Coulter 1994	% of tot. sed. vol.	VOL% 0.98-1.38 um	0.2	0.3	0.2	0.2
Coulter 1994	% of tot. sed. vol.	VOL% 1.38-1.95 um	0.3	0.3	0.3	0.2
Coulter 1994	% of tot. sed. vol.	VOL% 1.95-2.76 um	0.3	0.3	0.3	0.3
Coulter 1994	% of tot. sed. vol.	VOL% 2.76-3.91 um	0.3	0.5	0.3	0.4
Coulter 1994	% of tot. sed. vol.	VOL% 3.91-5.52 um	0.5	0.9	0.5	0.6
Coulter 1994	% of tot. sed. vol.	VOL% 5.52-7.81 um	0.9	1.6	0.8	0.9
Coulter 1994	% of tot. sed. vol.	VOL% 7.81-11.0 um	1.6	2.8	1.3	1.4
Coulter 1994	% of tot. sed. vol.	VOL% 11.0-15.6 um	2.7	4.6	2.3	2.3
Coulter 1994	% of tot. sed. vol.	VOL% 15.6-22.1 um	4.3	6.8	3.5	3.4
Coulter 1994	% of tot. sed. vol.	VOL% 22.1-31.0 um	6.1	8.5	5.0	4.4
Coulter 1994	% of tot. sed. vol.	VOL% 31.0-44.0 um	9.5	10.4	8.1	5.5
Coulter 1994	% of tot. sed. vol.	VOL% 44.0-62.5 um	15.5	13.0	14.9	6.6
Coulter 1994	% of tot. sed. vol.	VOL% 62.5-88.0 um	20.6	14.6	24.2	7.1
Coulter 1994	% of tot. sed. vol.	VOL% 88.0-125 um	18.5	12.7	24.6	6.2
Coulter 1994	% of tot. sed. vol.	VOL% 125-177 um	9.6	7.9	10.4	4.9
Coulter 1994	% of tot. sed. vol.	VOL% 177-250 um	3.7	4.9	1.7	4.8
Coulter 1994	% of tot. sed. vol.	VOL% 250-350 um	2.1	3.6	1.2	5.5
Coulter 1994	% of tot. sed. vol.	VOL% 350-500 um	1.1	2.4	ND	6.8
Coulter 1994	% of tot. sed. vol.	VOL% 500-710 um	0.4	1.3	ND	7.7
Coulter 1994	% of tot. sed. vol.	VOL% 710-1000 um	0.5	0.9	ND	8.9
Coulter 1994	% of tot. sed. vol.	VOL% 1000-1410 um	0.5	0.8	ND	9.6
Coulter 1994	% of tot. sed. vol.	VOL% 1410-2000 um	0.3	0.5	ND	9.6
Coulter 1994	% of tot. sed. vol.	VOL% 2000-2830 um	ND	ND	ND	2.4

DETAILED ASSESSMENT SITES
ANCILLARY MEASUREMENTS - SEDIMENT
(FIELD DATA)

		SITE_ID	BIVENE	BIVENF	DISSA	DISSB
ANAL_MET	**UNIT**	**PARAMETER**				
SM17 2540G	% of wet weight	PERCENT MOISTURE	93.8	23.0	27.3	22.5
SM17 2540G	% of wet weight	TOTAL SOLIDS	6.2	77.0	72.7	77.5
SM17 2540G	% of dry weight	TOTAL VOLATILE SOLIDS	49.9	0.5	1.7	1.1
SW846 9060	mg/kg	TOC	440000	4180	8150	4220
Folk 1994	% of dry volume	PERCENT SAND	64.7	96.3	83.9	86.8
Folk 1994	% of dry volume	PERCENT SILT	34.0	3.5	14.0	9.1
Folk 1994	% of dry volume	PERCENT CLAY	1.3	ND	2.2	4.1
Folk 1995	% of dry volume	PERCENT MUD	35.3	3.5	16.2	13.2
Coulter 1994	um	MEAN	116.0	322.0	155.0	161.0
Coulter 1994	um	MEDIAN	126.0	360.0	239.0	227.0
Coulter 1994	um	MODE	185.0	391.0	269.0	245.0
Coulter 1994	um	STDDEV	4.6	2.1	3.5	4.0
Coulter 1994	-	SKEWNESS	-0.2	-2.8	-2.0	-1.9
Coulter 1994	-	KURTOSIS	-0.4	12.0	3.3	3.7
Coulter 1994	% of tot. sed. vol.	VOL% 0-0.49 um	ND	ND	ND	ND
Coulter 1994	% of tot. sed. vol.	VOL% 0.49-0.69 um	ND	ND	ND	0.2
Coulter 1994	% of tot. sed. vol.	VOL% 0.69-0.98 um	ND	ND	0.2	0.4
Coulter 1994	% of tot. sed. vol.	VOL% 0.98-1.38 um	ND	ND	0.3	0.5
Coulter 1994	% of tot. sed. vol.	VOL% 1.38-1.95 um	ND	ND	0.4	0.7
Coulter 1994	% of tot. sed. vol.	VOL% 1.95-2.76 um	0.2	ND	0.5	1.0
Coulter 1994	% of tot. sed. vol.	VOL% 2.76-3.91 um	0.4	ND	0.7	1.2
Coulter 1994	% of tot. sed. vol.	VOL% 3.91-5.52 um	0.8	ND	1.1	1.5
Coulter 1994	% of tot. sed. vol.	VOL% 5.52-7.81 um	1.4	0.2	1.7	1.6
Coulter 1994	% of tot. sed. vol.	VOL% 7.81-11.0 um	2.4	0.3	2.1	1.5
Coulter 1994	% of tot. sed. vol.	VOL% 11.0-15.6 um	3.9	0.4	2.2	1.3
Coulter 1994	% of tot. sed. vol.	VOL% 15.6-22.1 um	5.6	0.6	2.1	1.1
Coulter 1994	% of tot. sed. vol.	VOL% 22.1-31.0 um	6.5	0.6	1.7	0.8
Coulter 1994	% of tot. sed. vol.	VOL% 31.0-44.0 um	6.7	0.6	1.6	0.6
Coulter 1994	% of tot. sed. vol.	VOL% 44.0-62.5 um	6.8	0.6	1.6	0.7
Coulter 1994	% of tot. sed. vol.	VOL% 62.5-88.0 um	7.1	0.7	1.6	0.9
Coulter 1994	% of tot. sed. vol.	VOL% 88.0-125 um	7.5	1.3	2.1	2.6
Coulter 1994	% of tot. sed. vol.	VOL% 125-177 um	8.7	3.5	8.2	12.8
Coulter 1994	% of tot. sed. vol.	VOL% 177-250 um	9.2	11.5	26.5	29.6
Coulter 1994	% of tot. sed. vol.	VOL% 250-350 um	7.2	26.8	29.4	24.3
Coulter 1994	% of tot. sed. vol.	VOL% 350-500 um	5.5	32.6	13.6	10.0
Coulter 1994	% of tot. sed. vol.	VOL% 500-710 um	4.8	15.3	2.4	2.2
Coulter 1994	% of tot. sed. vol.	VOL% 710-1000 um	5.1	3.4	ND	2.2
Coulter 1994	% of tot. sed. vol.	VOL% 1000-1410 um	5.0	1.2	ND	ND
Coulter 1994	% of tot. sed. vol.	VOL% 1410-2000 um	4.5	ND	ND	ND
Coulter 1994	% of tot. sed. vol.	VOL% 2000-2830 um	ND	ND	ND	2.0

DETAILED ASSESSMENT SITES
ANCILLARY MEASUREMENTS - SEDIMENT
(FIELD DATA)

		SITE_ID	DISSC	DISSD	DISSE	DORAA
ANAL_MET	**UNIT**	**PARAMETER**				
SM17 2540G	% of wet weight	PERCENT MOISTURE	86.5	22.2	22.3	17.5
SM17 2540G	% of wet weight	TOTAL SOLIDS	13.5	77.8	77.7	82.5
SM17 2540G	% of dry weight	TOTAL VOLATILE SOLIDS	33.5	0.5	0.8	ND
SW846 9060	mg/kg	TOC	225667	2300	2270	1430
Folk 1994	% of dry volume	PERCENT SAND	40.0	95.3	96.9	99.0
Folk 1994	% of dry volume	PERCENT SILT	54.8	4.0	2.5	0.9
Folk 1994	% of dry volume	PERCENT CLAY	5.2	0.7	0.6	ND
Folk 1995	% of dry volume	PERCENT MUD	60.0	4.7	3.1	0.9
Coulter 1994	um	MEAN	39.9	186.0	219.0	446.0
Coulter 1994	um	MEDIAN	41.8	211.0	224.0	454.0
Coulter 1994	um	MODE	136.0	223.0	223.0	429.0
Coulter 1994	um	STDDEV	4.3	2.0	2.1	1.8
Coulter 1994	-	SKEWNESS	-0.1	-3.7	-2.2	-2.5
Coulter 1994	-	KURTOSIS	-0.1	16.9	13.5	16.9
Coulter 1994	% of tot. sed. vol.	VOL% 0-0.49 um	ND	ND	ND	ND
Coulter 1994	% of tot. sed. vol.	VOL% 0.49-0.69 um	0.3	ND	ND	ND
Coulter 1994	% of tot. sed. vol.	VOL% 0.69-0.98 um	0.5	ND	ND	ND
Coulter 1994	% of tot. sed. vol.	VOL% 0.98-1.38 um	0.6	ND	ND	ND
Coulter 1994	% of tot. sed. vol.	VOL% 1.38-1.95 um	0.8	ND	ND	ND
Coulter 1994	% of tot. sed. vol.	VOL% 1.95-2.76 um	1.1	ND	ND	ND
Coulter 1994	% of tot. sed. vol.	VOL% 2.76-3.91 um	1.8	0.3	0.2	ND
Coulter 1994	% of tot. sed. vol.	VOL% 3.91-5.52 um	3.0	0.3	0.3	ND
Coulter 1994	% of tot. sed. vol.	VOL% 5.52-7.81 um	4.7	0.4	0.3	ND
Coulter 1994	% of tot. sed. vol.	VOL% 7.81-11.0 um	6.3	0.5	0.3	ND
Coulter 1994	% of tot. sed. vol.	VOL% 11.0-15.6 um	7.8	0.7	0.4	ND
Coulter 1994	% of tot. sed. vol.	VOL% 15.6-22.1 um	8.2	0.7	0.4	ND
Coulter 1994	% of tot. sed. vol.	VOL% 22.1-31.0 um	7.8	0.5	0.3	ND
Coulter 1994	% of tot. sed. vol.	VOL% 31.0-44.0 um	8.3	0.4	0.3	ND
Coulter 1994	% of tot. sed. vol.	VOL% 44.0-62.5 um	8.8	0.5	0.3	ND
Coulter 1994	% of tot. sed. vol.	VOL% 62.5-88.0 um	8.4	0.8	0.7	ND
Coulter 1994	% of tot. sed. vol.	VOL% 88.0-125 um	9.0	3.1	2.7	0.4
Coulter 1994	% of tot. sed. vol.	VOL% 125-177 um	9.1	21.2	18.2	1.2
Coulter 1994	% of tot. sed. vol.	VOL% 177-250 um	4.9	41.0	38.1	6.4
Coulter 1994	% of tot. sed. vol.	VOL% 250-350 um	2.4	24.8	25.6	18.8
Coulter 1994	% of tot. sed. vol.	VOL% 350-500 um	2.2	4.4	6.0	30.6
Coulter 1994	% of tot. sed. vol.	VOL% 500-710 um	1.5	ND	0.8	24.0
Coulter 1994	% of tot. sed. vol.	VOL% 710-1000 um	1.2	ND	1.8	12.3
Coulter 1994	% of tot. sed. vol.	VOL% 1000-1410 um	1.0	ND	2.1	4.8
Coulter 1994	% of tot. sed. vol.	VOL% 1410-2000 um	0.4	ND	0.7	0.4
Coulter 1994	% of tot. sed. vol.	VOL% 2000-2830 um	ND	ND	0.4	ND

DETAILED ASSESSMENT SITES
ANCILLARY MEASUREMENTS - SEDIMENT
(FIELD DATA)

		SITE_ID	DORAB	DORAC	DORAD	DORAE
ANAL_MET	**UNIT**	**PARAMETER**				
SM17 2540G	% of wet weight	PERCENT MOISTURE	95.3	96.0	96.8	96.7
SM17 2540G	% of wet weight	TOTAL SOLIDS	4.7	4.0	3.2	3.3
SM17 2540G	% of dry weight	TOTAL VOLATILE SOLIDS	51.4	58.8	56.0	60.7
SW846 9060	mg/kg	TOC	359000	335000	358667	408000
Folk 1994	% of dry volume	PERCENT SAND	80.8	73.1	74.0	72.5
Folk 1994	% of dry volume	PERCENT SILT	18.9	26.5	25.5	26.8
Folk 1994	% of dry volume	PERCENT CLAY	ND	0.5	0.5	0.7
Folk 1995	% of dry volume	PERCENT MUD	18.9	27.0	26.0	27.5
Coulter 1994	um	MEAN	136.0	99.9	93.6	96.2
Coulter 1994	um	MEDIAN	154.0	109.0	104.0	102.0
Coulter 1994	um	MODE	169.0	116.0	120.0	116.0
Coulter 1994	um	STDDEV	2.6	2.5	2.3	2.6
Coulter 1994	-	SKEWNESS	-0.8	-0.8	-1.0	-0.7
Coulter 1994	-	KURTOSIS	1.1	1.6	3.0	2.4
Coulter 1994	% of tot. sed. vol.	VOL% 0-0.49 um	ND	ND	ND	ND
Coulter 1994	% of tot. sed. vol.	VOL% 0.49-0.69 um	ND	ND	ND	ND
Coulter 1994	% of tot. sed. vol.	VOL% 0.69-0.98 um	ND	ND	ND	ND
Coulter 1994	% of tot. sed. vol.	VOL% 0.98-1.38 um	ND	ND	ND	ND
Coulter 1994	% of tot. sed. vol.	VOL% 1.38-1.95 um	ND	ND	ND	ND
Coulter 1994	% of tot. sed. vol.	VOL% 1.95-2.76 um	ND	ND	ND	ND
Coulter 1994	% of tot. sed. vol.	VOL% 2.76-3.91 um	ND	ND	ND	ND
Coulter 1994	% of tot. sed. vol.	VOL% 3.91-5.52 um	0.2	0.2	0.2	0.3
Coulter 1994	% of tot. sed. vol.	VOL% 5.52-7.81 um	0.4	0.4	0.4	0.5
Coulter 1994	% of tot. sed. vol.	VOL% 7.81-11.0 um	0.6	0.8	0.7	0.8
Coulter 1994	% of tot. sed. vol.	VOL% 11.0-15.6 um	1.1	1.5	1.2	1.3
Coulter 1994	% of tot. sed. vol.	VOL% 15.6-22.1 um	2.0	2.7	2.3	2.4
Coulter 1994	% of tot. sed. vol.	VOL% 22.1-31.0 um	3.1	4.3	3.9	4.1
Coulter 1994	% of tot. sed. vol.	VOL% 31.0-44.0 um	4.7	6.8	6.5	6.8
Coulter 1994	% of tot. sed. vol.	VOL% 44.0-62.5 um	6.7	9.8	10.3	10.7
Coulter 1994	% of tot. sed. vol.	VOL% 62.5-88.0 um	9.4	13.3	15.0	14.9
Coulter 1994	% of tot. sed. vol.	VOL% 88.0-125 um	12.9	16.5	19.6	18.1
Coulter 1994	% of tot. sed. vol.	VOL% 125-177 um	14.7	16.0	18.6	16.2
Coulter 1994	% of tot. sed. vol.	VOL% 177-250 um	14.5	12.2	12.2	10.7
Coulter 1994	% of tot. sed. vol.	VOL% 250-350 um	13.3	8.2	5.7	6.0
Coulter 1994	% of tot. sed. vol.	VOL% 350-500 um	10.7	5.0	2.1	3.5
Coulter 1994	% of tot. sed. vol.	VOL% 500-710 um	4.5	1.7	0.5	1.7
Coulter 1994	% of tot. sed. vol.	VOL% 710-1000 um	0.8	0.2	0.1	0.9
Coulter 1994	% of tot. sed. vol.	VOL% 1000-1410 um	ND	ND	ND	0.5
Coulter 1994	% of tot. sed. vol.	VOL% 1410-2000 um	ND	ND	ND	ND
Coulter 1994	% of tot. sed. vol.	VOL% 2000-2830 um	ND	ND	ND	ND

DETAILED ASSESSMENT SITES
ANCILLARY MEASUREMENTS - SEDIMENT
(FIELD DATA)

		SITE_ID	DORAF	DORAG	EUSTA	EUSTB
ANAL_MET	**UNIT**	**PARAMETER**				
SM17 2540G	% of wet weight	PERCENT MOISTURE	96.2	93.4	95.1	17.9
SM17 2540G	% of wet weight	TOTAL SOLIDS	3.8	6.6	4.9	82.1
SM17 2540G	% of dry weight	TOTAL VOLATILE SOLIDS	59.5	42.5	62.0	ND
SW846 9060	mg/kg	TOC	387000	270000	360000	1660
Folk 1994	% of dry volume	PERCENT SAND	69.0	67.8	70.6	99.0
Folk 1994	% of dry volume	PERCENT SILT	30.3	31.3	28.9	0.9
Folk 1994	% of dry volume	PERCENT CLAY	0.7	0.9	ND	ND
Folk 1995	% of dry volume	PERCENT MUD	31.0	32.2	28.9	0.9
Coulter 1994	um	MEAN	83.1	85.6	98.5	434.0
Coulter 1994	um	MEDIAN	92.5	92.9	104.0	411.0
Coulter 1994	um	MODE	106.0	106.0	106.0	356.0
Coulter 1994	um	STDDEV	2.4	2.6	2.6	1.9
Coulter 1994	-	SKEWNESS	-0.9	-0.8	-0.6	-1.2
Coulter 1994	-	KURTOSIS	3.1	2.2	1.1	7.7
Coulter 1994	% of tot. sed. vol.	VOL% 0-0.49 um	ND	ND	ND	ND
Coulter 1994	% of tot. sed. vol.	VOL% 0.49-0.69 um	ND	ND	ND	ND
Coulter 1994	% of tot. sed. vol.	VOL% 0.69-0.98 um	ND	ND	ND	ND
Coulter 1994	% of tot. sed. vol.	VOL% 0.98-1.38 um	ND	ND	ND	ND
Coulter 1994	% of tot. sed. vol.	VOL% 1.38-1.95 um	ND	ND	ND	ND
Coulter 1994	% of tot. sed. vol.	VOL% 1.95-2.76 um	ND	ND	ND	ND
Coulter 1994	% of tot. sed. vol.	VOL% 2.76-3.91 um	0.2	0.2	ND	ND
Coulter 1994	% of tot. sed. vol.	VOL% 3.91-5.52 um	0.3	0.4	0.2	ND
Coulter 1994	% of tot. sed. vol.	VOL% 5.52-7.81 um	0.6	0.6	0.4	ND
Coulter 1994	% of tot. sed. vol.	VOL% 7.81-11.0 um	0.9	1.0	0.8	ND
Coulter 1994	% of tot. sed. vol.	VOL% 11.0-15.6 um	1.6	1.8	1.6	ND
Coulter 1994	% of tot. sed. vol.	VOL% 15.6-22.1 um	2.9	3.2	3.0	ND
Coulter 1994	% of tot. sed. vol.	VOL% 22.1-31.0 um	4.7	5.0	4.8	ND
Coulter 1994	% of tot. sed. vol.	VOL% 31.0-44.0 um	7.6	7.8	7.5	ND
Coulter 1994	% of tot. sed. vol.	VOL% 44.0-62.5 um	11.7	11.6	10.6	ND
Coulter 1994	% of tot. sed. vol.	VOL% 62.5-88.0 um	16.3	15.2	13.5	0.2
Coulter 1994	% of tot. sed. vol.	VOL% 88.0-125 um	19.7	17.3	15.4	0.5
Coulter 1994	% of tot. sed. vol.	VOL% 125-177 um	17.0	14.7	14.0	1.8
Coulter 1994	% of tot. sed. vol.	VOL% 177-250 um	9.6	9.6	10.8	10.8
Coulter 1994	% of tot. sed. vol.	VOL% 250-350 um	3.9	5.7	8.0	23.5
Coulter 1994	% of tot. sed. vol.	VOL% 350-500 um	1.3	3.3	5.8	24.9
Coulter 1994	% of tot. sed. vol.	VOL% 500-710 um	0.3	1.3	2.5	15.4
Coulter 1994	% of tot. sed. vol.	VOL% 710-1000 um	0.3	0.5	0.6	11.5
Coulter 1994	% of tot. sed. vol.	VOL% 1000-1410 um	0.3	0.2	ND	7.8
Coulter 1994	% of tot. sed. vol.	VOL% 1410-2000 um	0.2	ND	ND	2.7
Coulter 1994	% of tot. sed. vol.	VOL% 2000-2830 um	ND	ND	ND	ND

DETAILED ASSESSMENT SITES
ANCILLARY MEASUREMENTS - SEDIMENT
(FIELD DATA)

		SITE_ID	EUSTC	EUSTD	EUSTE	EUSTF
ANAL_MET	**UNIT**	**PARAMETER**				
SM17 2540G	% of wet weight	PERCENT MOISTURE	94.7	94.3	80.7	95.2
SM17 2540G	% of wet weight	TOTAL SOLIDS	5.3	5.7	19.4	4.8
SM17 2540G	% of dry weight	TOTAL VOLATILE SOLIDS	50.7	48.5	14.4	54.6
SW846 9060	mg/kg	TOC	326000	355000	114500	294000
Folk 1994	% of dry volume	PERCENT SAND	63.1	74.1	75.5	80.6
Folk 1994	% of dry volume	PERCENT SILT	36.3	25.6	24.3	19.1
Folk 1994	% of dry volume	PERCENT CLAY	0.6	ND	ND	ND
Folk 1995	% of dry volume	PERCENT MUD	36.9	25.6	24.3	19.1
Coulter 1994	um	MEAN	80.8	109.0	112.0	138.0
Coulter 1994	um	MEDIAN	84.5	117.0	120.0	153.0
Coulter 1994	um	MODE	96.5	116.0	111.0	140.0
Coulter 1994	um	STDDEV	2.7	2.7	2.6	2.6
Coulter 1994	-	SKEWNESS	-0.3	-0.6	-0.7	-0.8
Coulter 1994	-	KURTOSIS	1.8	1.0	0.9	0.7
Coulter 1994	% of tot. sed. vol.	VOL% 0-0.49 um	ND	ND	ND	ND
Coulter 1994	% of tot. sed. vol.	VOL% 0.49-0.69 um	ND	ND	ND	ND
Coulter 1994	% of tot. sed. vol.	VOL% 0.69-0.98 um	ND	ND	ND	ND
Coulter 1994	% of tot. sed. vol.	VOL% 0.98-1.38 um	ND	ND	ND	ND
Coulter 1994	% of tot. sed. vol.	VOL% 1.38-1.95 um	ND	ND	ND	ND
Coulter 1994	% of tot. sed. vol.	VOL% 1.95-2.76 um	ND	ND	ND	ND
Coulter 1994	% of tot. sed. vol.	VOL% 2.76-3.91 um	ND	ND	ND	ND
Coulter 1994	% of tot. sed. vol.	VOL% 3.91-5.52 um	0.3	0.2	0.1	ND
Coulter 1994	% of tot. sed. vol.	VOL% 5.52-7.81 um	0.6	0.5	0.4	0.3
Coulter 1994	% of tot. sed. vol.	VOL% 7.81-11.0 um	1.1	0.8	0.8	0.6
Coulter 1994	% of tot. sed. vol.	VOL% 11.0-15.6 um	2.1	1.5	1.4	1.1
Coulter 1994	% of tot. sed. vol.	VOL% 15.6-22.1 um	3.9	2.7	2.5	2.0
Coulter 1994	% of tot. sed. vol.	VOL% 22.1-31.0 um	6.3	4.2	4.0	3.2
Coulter 1994	% of tot. sed. vol.	VOL% 31.0-44.0 um	9.4	6.4	6.1	4.8
Coulter 1994	% of tot. sed. vol.	VOL% 44.0-62.5 um	12.6	9.2	9.0	6.9
Coulter 1994	% of tot. sed. vol.	VOL% 62.5-88.0 um	14.9	12.2	12.3	9.7
Coulter 1994	% of tot. sed. vol.	VOL% 88.0-125 um	16.0	15.0	15.1	13.0
Coulter 1994	% of tot. sed. vol.	VOL% 125-177 um	13.3	14.7	14.3	13.9
Coulter 1994	% of tot. sed. vol.	VOL% 177-250 um	8.8	12.2	12.3	12.8
Coulter 1994	% of tot. sed. vol.	VOL% 250-350 um	4.9	9.4	10.8	12.8
Coulter 1994	% of tot. sed. vol.	VOL% 350-500 um	2.3	6.5	8.0	12.4
Coulter 1994	% of tot. sed. vol.	VOL% 500-710 um	0.8	2.7	2.6	5.5
Coulter 1994	% of tot. sed. vol.	VOL% 710-1000 um	0.7	0.9	ND	0.5
Coulter 1994	% of tot. sed. vol.	VOL% 1000-1410 um	0.7	0.4	ND	ND
Coulter 1994	% of tot. sed. vol.	VOL% 1410-2000 um	0.6	ND	ND	ND
Coulter 1994	% of tot. sed. vol.	VOL% 2000-2830 um	ND	ND	ND	ND

DETAILED ASSESSMENT SITES
ANCILLARY MEASUREMENTS - SEDIMENT
(FIELD DATA)

		SITE_ID	EUSTG	GEORGEA	GEORGEB	GEORGEC
ANAL_MET	**UNIT**	**PARAMETER**				
SM17 2540G	% of wet weight	PERCENT MOISTURE	41.1	21.4	83.8	82.8
SM17 2540G	% of wet weight	TOTAL SOLIDS	58.9	78.6	16.2	17.2
SM17 2540G	% of dry weight	TOTAL VOLATILE SOLIDS	2.1	ND	20.9	18.7
SW846 9060	mg/kg	TOC	9030	2130	116667	107000
Folk 1994	% of dry volume	PERCENT SAND	79.9	96.6	41.7	41.3
Folk 1994	% of dry volume	PERCENT SILT	19.9	3.0	56.8	57.2
Folk 1994	% of dry volume	PERCENT CLAY	ND	ND	1.5	1.5
Folk 1995	% of dry volume	PERCENT MUD	19.9	3.0	58.3	58.7
Coulter 1994	um	MEAN	166.0	206.0	47.5	51.1
Coulter 1994	um	MEDIAN	229.0	225.0	52.3	52.1
Coulter 1994	um	MODE	296.0	223.0	62.6	55.1
Coulter 1994	um	STDDEV	2.9	1.8	2.6	2.9
Coulter 1994	-	SKEWNESS	-0.9	-4.1	-0.8	-0.1
Coulter 1994	-	KURTOSIS	0.4	22.7	1.8	2.0
Coulter 1994	% of tot. sed. vol.	VOL% 0-0.49 um	ND	ND	ND	ND
Coulter 1994	% of tot. sed. vol.	VOL% 0.49-0.69 um	ND	ND	ND	ND
Coulter 1994	% of tot. sed. vol.	VOL% 0.69-0.98 um	ND	ND	0.1	0.2
Coulter 1994	% of tot. sed. vol.	VOL% 0.98-1.38 um	ND	ND	0.2	0.2
Coulter 1994	% of tot. sed. vol.	VOL% 1.38-1.95 um	ND	ND	0.2	0.2
Coulter 1994	% of tot. sed. vol.	VOL% 1.95-2.76 um	ND	ND	0.3	0.3
Coulter 1994	% of tot. sed. vol.	VOL% 2.76-3.91 um	ND	ND	0.4	0.4
Coulter 1994	% of tot. sed. vol.	VOL% 3.91-5.52 um	ND	ND	0.8	0.8
Coulter 1994	% of tot. sed. vol.	VOL% 5.52-7.81 um	0.4	0.2	1.6	1.5
Coulter 1994	% of tot. sed. vol.	VOL% 7.81-11.0 um	0.7	0.3	2.7	2.6
Coulter 1994	% of tot. sed. vol.	VOL% 11.0-15.6 um	1.3	0.4	4.6	4.4
Coulter 1994	% of tot. sed. vol.	VOL% 15.6-22.1 um	2.3	0.5	7.4	7.1
Coulter 1994	% of tot. sed. vol.	VOL% 22.1-31.0 um	3.6	0.5	10.3	10.2
Coulter 1994	% of tot. sed. vol.	VOL% 31.0-44.0 um	5.1	0.5	13.7	14.1
Coulter 1994	% of tot. sed. vol.	VOL% 44.0-62.5 um	6.3	0.5	15.8	16.4
Coulter 1994	% of tot. sed. vol.	VOL% 62.5-88.0 um	6.2	0.7	15.3	14.6
Coulter 1994	% of tot. sed. vol.	VOL% 88.0-125 um	5.5	1.7	12.9	11.0
Coulter 1994	% of tot. sed. vol.	VOL% 125-177 um	7.7	16.5	8.4	6.8
Coulter 1994	% of tot. sed. vol.	VOL% 177-250 um	15.2	41.3	3.6	3.4
Coulter 1994	% of tot. sed. vol.	VOL% 250-350 um	19.8	30.3	1.0	1.7
Coulter 1994	% of tot. sed. vol.	VOL% 350-500 um	16.2	6.1	0.3	1.1
Coulter 1994	% of tot. sed. vol.	VOL% 500-710 um	6.6	ND	ND	0.7
Coulter 1994	% of tot. sed. vol.	VOL% 710-1000 um	1.9	ND	0.1	0.6
Coulter 1994	% of tot. sed. vol.	VOL% 1000-1410 um	0.6	ND	0.1	0.7
Coulter 1994	% of tot. sed. vol.	VOL% 1410-2000 um	ND	ND	ND	0.6
Coulter 1994	% of tot. sed. vol.	VOL% 2000-2830 um	ND	ND	ND	ND

DETAILED ASSESSMENT SITES
ANCILLARY MEASUREMENTS - SEDIMENT
(FIELD DATA)

		SITE_ID	GEORGED	GEORGEE	GEORGEF	GEORGEG
ANAL_MET	**UNIT**	**PARAMETER**				
SM17 2540G	% of wet weight	PERCENT MOISTURE	47.3	21.5	92.4	86.5
SM17 2540G	% of wet weight	TOTAL SOLIDS	52.7	78.5	7.6	13.5
SM17 2540G	% of dry weight	TOTAL VOLATILE SOLIDS	4.0	ND	42.5	32.3
SW846 9060	mg/kg	TOC	41300	5670	304000	209000
Folk 1994	% of dry volume	PERCENT SAND	69.9	96.6	38.8	50.0
Folk 1994	% of dry volume	PERCENT SILT	29.1	3.0	59.8	47.9
Folk 1994	% of dry volume	PERCENT CLAY	1.0	0.5	1.4	2.1
Folk 1995	% of dry volume	PERCENT MUD	30.1	3.5	61.2	50.0
Coulter 1994	um	MEAN	119.0	184.0	45.3	60.9
Coulter 1994	um	MEDIAN	161.0	200.0	50.3	62.4
Coulter 1994	um	MODE	204.0	204.0	60.5	96.5
Coulter 1994	um	STDDEV	3.7	1.8	2.5	3.8
Coulter 1994	-	SKEWNESS	-0.5	-4.1	-0.8	0.0
Coulter 1994	-	KURTOSIS	0.5	23.2	1.7	0.4
Coulter 1994	% of tot. sed. vol.	VOL% 0-0.49 um	ND	ND	ND	ND
Coulter 1994	% of tot. sed. vol.	VOL% 0.49-0.69 um	ND	ND	ND	ND
Coulter 1994	% of tot. sed. vol.	VOL% 0.69-0.98 um	ND	ND	ND	ND
Coulter 1994	% of tot. sed. vol.	VOL% 0.98-1.38 um	ND	ND	ND	0.2
Coulter 1994	% of tot. sed. vol.	VOL% 1.38-1.95 um	ND	ND	ND	0.3
Coulter 1994	% of tot. sed. vol.	VOL% 1.95-2.76 um	0.2	ND	0.3	0.4
Coulter 1994	% of tot. sed. vol.	VOL% 2.76-3.91 um	0.3	ND	0.5	0.8
Coulter 1994	% of tot. sed. vol.	VOL% 3.91-5.52 um	0.6	ND	0.9	1.4
Coulter 1994	% of tot. sed. vol.	VOL% 5.52-7.81 um	1.1	0.2	1.7	2.3
Coulter 1994	% of tot. sed. vol.	VOL% 7.81-11.0 um	1.7	0.3	2.9	3.5
Coulter 1994	% of tot. sed. vol.	VOL% 11.0-15.6 um	2.8	0.4	4.7	5.3
Coulter 1994	% of tot. sed. vol.	VOL% 15.6-22.1 um	4.2	0.5	7.4	7.1
Coulter 1994	% of tot. sed. vol.	VOL% 22.1-31.0 um	5.5	0.5	10.3	8.3
Coulter 1994	% of tot. sed. vol.	VOL% 31.0-44.0 um	6.6	0.4	14.3	9.6
Coulter 1994	% of tot. sed. vol.	VOL% 44.0-62.5 um	6.6	0.5	17.7	10.5
Coulter 1994	% of tot. sed. vol.	VOL% 62.5-88.0 um	5.0	0.8	16.8	10.8
Coulter 1994	% of tot. sed. vol.	VOL% 88.0-125 um	6.0	4.3	11.9	11.2
Coulter 1994	% of tot. sed. vol.	VOL% 125-177 um	13.6	26.2	5.8	9.5
Coulter 1994	% of tot. sed. vol.	VOL% 177-250 um	18.7	42.2	2.3	5.8
Coulter 1994	% of tot. sed. vol.	VOL% 250-350 um	12.4	20.7	1.3	3.6
Coulter 1994	% of tot. sed. vol.	VOL% 350-500 um	5.0	2.3	0.6	2.7
Coulter 1994	% of tot. sed. vol.	VOL% 500-710 um	1.9	ND	ND	1.6
Coulter 1994	% of tot. sed. vol.	VOL% 710-1000 um	2.0	ND	ND	1.6
Coulter 1994	% of tot. sed. vol.	VOL% 1000-1410 um	2.3	ND	ND	1.8
Coulter 1994	% of tot. sed. vol.	VOL% 1410-2000 um	2.1	ND	ND	1.4
Coulter 1994	% of tot. sed. vol.	VOL% 2000-2830 um	0.9	ND	ND	ND

DETAILED ASSESSMENT SITES
ANCILLARY MEASUREMENTS - SEDIMENT
(FIELD DATA)

		SITE_ID	GEORGEH	GEORGEI	GEORGEJ	GRIFFA
ANAL_MET	**UNIT**	**PARAMETER**				
SM17 2540G	% of wet weight	PERCENT MOISTURE	43.4	68.5	86.1	95.9
SM17 2540G	% of wet weight	TOTAL SOLIDS	56.6	31.5	13.9	4.2
SM17 2540G	% of dry weight	TOTAL VOLATILE SOLIDS	5.6	7.0	26.3	61.6
SW846 9060	mg/kg	TOC	56100	36100	161000	395000
Folk 1994	% of dry volume	PERCENT SAND	71.5	47.2	40.6	66.9
Folk 1994	% of dry volume	PERCENT SILT	26.7	51.5	57.7	32.4
Folk 1994	% of dry volume	PERCENT CLAY	1.8	1.3	1.7	0.7
Folk 1995	% of dry volume	PERCENT MUD	28.5	52.8	59.4	33.1
Coulter 1994	um	MEAN	160.0	61.7	46.9	82.5
Coulter 1994	um	MEDIAN	198.0	58.1	48.2	89.5
Coulter 1994	um	MODE	2380.0	50.2	45.8	101.3
Coulter 1994	um	STDDEV	5.7	3.2	3.1	2.5
Coulter 1994	-	SKEWNESS	-0.3	-0.2	-0.1	-0.7
Coulter 1994	-	KURTOSIS	-0.3	0.4	1.2	2.4
Coulter 1994	% of tot. sed. vol.	VOL% 0-0.49 um	ND	ND	ND	ND
Coulter 1994	% of tot. sed. vol.	VOL% 0.49-0.69 um	ND	ND	ND	ND
Coulter 1994	% of tot. sed. vol.	VOL% 0.69-0.98 um	ND	ND	ND	ND
Coulter 1994	% of tot. sed. vol.	VOL% 0.98-1.38 um	0.2	ND	0.2	ND
Coulter 1994	% of tot. sed. vol.	VOL% 1.38-1.95 um	0.3	ND	0.2	ND
Coulter 1994	% of tot. sed. vol.	VOL% 1.95-2.76 um	0.4	0.2	0.3	ND
Coulter 1994	% of tot. sed. vol.	VOL% 2.76-3.91 um	0.6	0.4	0.6	ND
Coulter 1994	% of tot. sed. vol.	VOL% 3.91-5.52 um	1.1	0.8	1.2	0.3
Coulter 1994	% of tot. sed. vol.	VOL% 5.52-7.81 um	1.8	1.5	2.2	0.5
Coulter 1994	% of tot. sed. vol.	VOL% 7.81-11.0 um	2.6	2.6	3.7	1.0
Coulter 1994	% of tot. sed. vol.	VOL% 11.0-15.6 um	3.7	4.3	5.9	1.8
Coulter 1994	% of tot. sed. vol.	VOL% 15.6-22.1 um	4.6	6.8	8.7	3.3
Coulter 1994	% of tot. sed. vol.	VOL% 22.1-31.0 um	4.7	9.4	10.8	5.4
Coulter 1994	% of tot. sed. vol.	VOL% 31.0-44.0 um	4.4	12.4	12.5	8.3
Coulter 1994	% of tot. sed. vol.	VOL% 44.0-62.5 um	4.0	13.7	12.8	12.1
Coulter 1994	% of tot. sed. vol.	VOL% 62.5-88.0 um	3.4	11.3	12.0	16.1
Coulter 1994	% of tot. sed. vol.	VOL% 88.0-125 um	3.6	7.8	11.4	18.5
Coulter 1994	% of tot. sed. vol.	VOL% 125-177 um	9.5	6.6	8.4	14.9
Coulter 1994	% of tot. sed. vol.	VOL% 177-250 um	16.8	8.0	4.1	9.0
Coulter 1994	% of tot. sed. vol.	VOL% 250-350 um	11.8	7.3	1.8	4.9
Coulter 1994	% of tot. sed. vol.	VOL% 350-500 um	4.0	4.2	0.8	2.3
Coulter 1994	% of tot. sed. vol.	VOL% 500-710 um	1.8	1.0	ND	0.7
Coulter 1994	% of tot. sed. vol.	VOL% 710-1000 um	2.8	0.4	0.4	0.4
Coulter 1994	% of tot. sed. vol.	VOL% 1000-1410 um	3.2	0.4	0.7	0.3
Coulter 1994	% of tot. sed. vol.	VOL% 1410-2000 um	2.6	0.3	0.7	ND
Coulter 1994	% of tot. sed. vol.	VOL% 2000-2830 um	12.1	ND	ND	ND

DETAILED ASSESSMENT SITES
ANCILLARY MEASUREMENTS - SEDIMENT
(FIELD DATA)

		SITE_ID	GRIFFB	GRIFFC	GRIFFD	GRIFFE
ANAL_MET	**UNIT**	**PARAMETER**				
SM17 2540G	% of wet weight	PERCENT MOISTURE	95.6	95.3	84.3	94.5
SM17 2540G	% of wet weight	TOTAL SOLIDS	4.4	4.7	15.7	5.5
SM17 2540G	% of dry weight	TOTAL VOLATILE SOLIDS	59.5	64.3	41.5	60.1
SW846 9060	mg/kg	TOC	329000	421000	262000	397000
Folk 1994	% of dry volume	PERCENT SAND	76.4	64.8	82.3	57.7
Folk 1994	% of dry volume	PERCENT SILT	23.3	34.5	16.8	41.4
Folk 1994	% of dry volume	PERCENT CLAY	ND	0.7	0.9	1.0
Folk 1995	% of dry volume	PERCENT MUD	23.3	35.2	17.7	42.4
Coulter 1994	um	MEAN	128.0	79.0	409.0	72.7
Coulter 1994	um	MEDIAN	136.0	86.3	715.0	75.4
Coulter 1994	um	MODE	116.0	96.5	2380.0	87.9
Coulter 1994	um	STDDEV	2.8	2.5	5.6	2.9
Coulter 1994	-	SKEWNESS	-0.5	-0.8	-0.9	-0.3
Coulter 1994	-	KURTOSIS	0.5	2.1	-0.1	1.5
Coulter 1994	% of tot. sed. vol.	VOL% 0-0.49 um	ND	ND	ND	ND
Coulter 1994	% of tot. sed. vol.	VOL% 0.49-0.69 um	ND	ND	ND	ND
Coulter 1994	% of tot. sed. vol.	VOL% 0.69-0.98 um	ND	ND	ND	ND
Coulter 1994	% of tot. sed. vol.	VOL% 0.98-1.38 um	ND	ND	ND	ND
Coulter 1994	% of tot. sed. vol.	VOL% 1.38-1.95 um	ND	ND	ND	ND
Coulter 1994	% of tot. sed. vol.	VOL% 1.95-2.76 um	ND	ND	ND	ND
Coulter 1994	% of tot. sed. vol.	VOL% 2.76-3.91 um	ND	ND	0.3	0.3
Coulter 1994	% of tot. sed. vol.	VOL% 3.91-5.52 um	ND	0.3	0.4	0.4
Coulter 1994	% of tot. sed. vol.	VOL% 5.52-7.81 um	0.4	0.6	0.7	0.8
Coulter 1994	% of tot. sed. vol.	VOL% 7.81-11.0 um	0.6	1.1	1.0	1.5
Coulter 1994	% of tot. sed. vol.	VOL% 11.0-15.6 um	1.2	2.0	1.7	2.7
Coulter 1994	% of tot. sed. vol.	VOL% 15.6-22.1 um	2.3	3.7	2.5	4.8
Coulter 1994	% of tot. sed. vol.	VOL% 22.1-31.0 um	3.9	5.9	3.1	7.4
Coulter 1994	% of tot. sed. vol.	VOL% 31.0-44.0 um	6.1	8.9	3.6	10.6
Coulter 1994	% of tot. sed. vol.	VOL% 44.0-62.5 um	8.6	12.3	3.9	13.1
Coulter 1994	% of tot. sed. vol.	VOL% 62.5-88.0 um	10.8	15.8	4.1	14.2
Coulter 1994	% of tot. sed. vol.	VOL% 88.0-125 um	12.6	17.9	4.3	14.3
Coulter 1994	% of tot. sed. vol.	VOL% 125-177 um	12.3	14.2	4.1	11.6
Coulter 1994	% of tot. sed. vol.	VOL% 177-250 um	11.6	8.2	3.8	7.5
Coulter 1994	% of tot. sed. vol.	VOL% 250-350 um	11.2	4.6	4.1	4.4
Coulter 1994	% of tot. sed. vol.	VOL% 350-500 um	10.2	2.8	5.2	2.6
Coulter 1994	% of tot. sed. vol.	VOL% 500-710 um	5.6	1.0	6.5	1.2
Coulter 1994	% of tot. sed. vol.	VOL% 710-1000 um	1.8	0.2	8.0	0.8
Coulter 1994	% of tot. sed. vol.	VOL% 1000-1410 um	0.3	ND	9.5	0.7
Coulter 1994	% of tot. sed. vol.	VOL% 1410-2000 um	ND	ND	10.8	0.5
Coulter 1994	% of tot. sed. vol.	VOL% 2000-2830 um	ND	ND	21.9	ND

DETAILED ASSESSMENT SITES
ANCILLARY MEASUREMENTS - SEDIMENT
(FIELD DATA)

		SITE_ID	GRIFFF	HARA	HARB	HARC
ANAL_MET	**UNIT**	**PARAMETER**				
SM17 2540G	% of wet weight	PERCENT MOISTURE	94.1	95.1	95.8	75.8
SM17 2540G	% of wet weight	TOTAL SOLIDS	5.9	4.9	4.2	24.2
SM17 2540G	% of dry weight	TOTAL VOLATILE SOLIDS	73.3	67.8	55.7	11.6
SW846 9060	mg/kg	TOC	445000	390000	284000	88200
Folk 1994	% of dry volume	PERCENT SAND	58.0	74.9	77.0	75.5
Folk 1994	% of dry volume	PERCENT SILT	41.0	24.5	22.7	24.1
Folk 1994	% of dry volume	PERCENT CLAY	1.0	0.6	ND	ND
Folk 1995	% of dry volume	PERCENT MUD	42.0	25.1	22.7	24.1
Coulter 1994	um	MEAN	78.0	150.0	111.0	136.0
Coulter 1994	um	MEDIAN	78.6	148.0	124.0	136.0
Coulter 1994	um	MODE	96.5	140.0	140.0	128.0
Coulter 1994	um	STDDEV	3.3	3.8	2.5	3.3
Coulter 1994	-	SKEWNESS	-0.1	-0.2	-0.8	-0.2
Coulter 1994	-	KURTOSIS	0.9	0.0	1.4	0.3
Coulter 1994	% of tot. sed. vol.	VOL% 0-0.49 um	ND	ND	ND	ND
Coulter 1994	% of tot. sed. vol.	VOL% 0.49-0.69 um	ND	ND	ND	ND
Coulter 1994	% of tot. sed. vol.	VOL% 0.69-0.98 um	ND	ND	ND	ND
Coulter 1994	% of tot. sed. vol.	VOL% 0.98-1.38 um	ND	ND	ND	ND
Coulter 1994	% of tot. sed. vol.	VOL% 1.38-1.95 um	ND	ND	ND	ND
Coulter 1994	% of tot. sed. vol.	VOL% 1.95-2.76 um	ND	ND	ND	ND
Coulter 1994	% of tot. sed. vol.	VOL% 2.76-3.91 um	0.3	ND	ND	ND
Coulter 1994	% of tot. sed. vol.	VOL% 3.91-5.52 um	0.5	0.3	ND	0.2
Coulter 1994	% of tot. sed. vol.	VOL% 5.52-7.81 um	0.9	0.6	0.4	0.5
Coulter 1994	% of tot. sed. vol.	VOL% 7.81-11.0 um	1.7	1.0	0.7	0.8
Coulter 1994	% of tot. sed. vol.	VOL% 11.0-15.6 um	3.1	1.7	1.3	1.6
Coulter 1994	% of tot. sed. vol.	VOL% 15.6-22.1 um	5.4	2.9	2.4	2.7
Coulter 1994	% of tot. sed. vol.	VOL% 22.1-31.0 um	7.8	4.3	3.8	4.1
Coulter 1994	% of tot. sed. vol.	VOL% 31.0-44.0 um	10.1	6.0	5.8	6.0
Coulter 1994	% of tot. sed. vol.	VOL% 44.0-62.5 um	11.4	7.7	8.1	8.2
Coulter 1994	% of tot. sed. vol.	VOL% 62.5-88.0 um	12.1	9.2	11.4	10.3
Coulter 1994	% of tot. sed. vol.	VOL% 88.0-125 um	12.6	10.5	16.2	12.2
Coulter 1994	% of tot. sed. vol.	VOL% 125-177 um	11.1	10.7	17.8	12.1
Coulter 1994	% of tot. sed. vol.	VOL% 177-250 um	8.2	10.0	13.9	10.7
Coulter 1994	% of tot. sed. vol.	VOL% 250-350 um	5.3	8.7	9.0	9.1
Coulter 1994	% of tot. sed. vol.	VOL% 350-500 um	2.9	6.8	6.0	7.4
Coulter 1994	% of tot. sed. vol.	VOL% 500-710 um	1.5	4.6	2.5	4.7
Coulter 1994	% of tot. sed. vol.	VOL% 710-1000 um	1.4	4.4	0.3	3.4
Coulter 1994	% of tot. sed. vol.	VOL% 1000-1410 um	1.5	4.9	ND	3.0
Coulter 1994	% of tot. sed. vol.	VOL% 1410-2000 um	1.4	5.1	ND	2.6
Coulter 1994	% of tot. sed. vol.	VOL% 2000-2830 um	ND	ND	ND	ND

DETAILED ASSESSMENT SITES
ANCILLARY MEASUREMENTS - SEDIMENT
(FIELD DATA)

		SITE_ID	HARD	HARE	HARF	HOGA
ANAL_MET	**UNIT**	**PARAMETER**				
SM17 2540G	% of wet weight	PERCENT MOISTURE	95.6	92.2	95.9	17.6
SM17 2540G	% of wet weight	TOTAL SOLIDS	4.4	7.8	4.1	82.4
SM17 2540G	% of dry weight	TOTAL VOLATILE SOLIDS	61.1	35.7	65.5	ND
SW846 9060	mg/kg	TOC	336000	259000	369000	820
Folk 1994	% of dry volume	PERCENT SAND	77.2	77.3	83.4	98.8
Folk 1994	% of dry volume	PERCENT SILT	22.4	22.3	16.4	1.0
Folk 1994	% of dry volume	PERCENT CLAY	ND	ND	ND	ND
Folk 1995	% of dry volume	PERCENT MUD	22.4	22.3	16.4	1.0
Coulter 1994	um	MEAN	110.7	121.0	157.0	456.0
Coulter 1994	um	MEDIAN	125.7	139.0	181.0	440.0
Coulter 1994	um	MODE	144.7	169.0	269.0	391.0
Coulter 1994	um	STDDEV	2.5	2.7	2.7	2.0
Coulter 1994	-	SKEWNESS	-1.0	-0.8	-0.8	-1.7
Coulter 1994	-	KURTOSIS	1.7	1.2	0.9	13.0
Coulter 1994	% of tot. sed. vol.	VOL% 0-0.49 um	ND	ND	ND	ND
Coulter 1994	% of tot. sed. vol.	VOL% 0.49-0.69 um	ND	ND	ND	ND
Coulter 1994	% of tot. sed. vol.	VOL% 0.69-0.98 um	ND	ND	ND	ND
Coulter 1994	% of tot. sed. vol.	VOL% 0.98-1.38 um	ND	ND	ND	ND
Coulter 1994	% of tot. sed. vol.	VOL% 1.38-1.95 um	ND	ND	ND	ND
Coulter 1994	% of tot. sed. vol.	VOL% 1.95-2.76 um	ND	ND	ND	ND
Coulter 1994	% of tot. sed. vol.	VOL% 2.76-3.91 um	ND	ND	ND	ND
Coulter 1994	% of tot. sed. vol.	VOL% 3.91-5.52 um	0.2	0.2	0.2	ND
Coulter 1994	% of tot. sed. vol.	VOL% 5.52-7.81 um	0.5	0.5	0.4	ND
Coulter 1994	% of tot. sed. vol.	VOL% 7.81-11.0 um	0.8	0.9	0.6	ND
Coulter 1994	% of tot. sed. vol.	VOL% 11.0-15.6 um	1.4	1.6	1.1	ND
Coulter 1994	% of tot. sed. vol.	VOL% 15.6-22.1 um	2.5	2.7	1.8	ND
Coulter 1994	% of tot. sed. vol.	VOL% 22.1-31.0 um	3.8	3.8	2.7	ND
Coulter 1994	% of tot. sed. vol.	VOL% 31.0-44.0 um	5.6	5.3	4.0	ND
Coulter 1994	% of tot. sed. vol.	VOL% 44.0-62.5 um	7.7	7.2	5.6	ND
Coulter 1994	% of tot. sed. vol.	VOL% 62.5-88.0 um	11.0	9.8	7.9	ND
Coulter 1994	% of tot. sed. vol.	VOL% 88.0-125 um	15.8	13.1	11.1	0.5
Coulter 1994	% of tot. sed. vol.	VOL% 125-177 um	17.9	14.7	13.6	1.2
Coulter 1994	% of tot. sed. vol.	VOL% 177-250 um	14.8	14.3	15.3	6.2
Coulter 1994	% of tot. sed. vol.	VOL% 250-350 um	9.9	12.6	15.1	20.5
Coulter 1994	% of tot. sed. vol.	VOL% 350-500 um	5.8	8.9	11.9	31.2
Coulter 1994	% of tot. sed. vol.	VOL% 500-710 um	1.8	3.1	5.3	20.5
Coulter 1994	% of tot. sed. vol.	VOL% 710-1000 um	0.1	0.6	1.9	9.5
Coulter 1994	% of tot. sed. vol.	VOL% 1000-1410 um	ND	ND	0.9	4.0
Coulter 1994	% of tot. sed. vol.	VOL% 1410-2000 um	ND	ND	0.4	0.4
Coulter 1994	% of tot. sed. vol.	VOL% 2000-2830 um	ND	ND	ND	4.6

DETAILED ASSESSMENT SITES
ANCILLARY MEASUREMENTS - SEDIMENT
(FIELD DATA)

		SITE_ID	HOGB	HOGC	HOGD	MONA
ANAL_MET	**UNIT**	**PARAMETER**				
SM17 2540G	% of wet weight	PERCENT MOISTURE	24.4	21.6	31.5	44.9
SM17 2540G	% of wet weight	TOTAL SOLIDS	75.6	78.4	68.5	55.1
SM17 2540G	% of dry weight	TOTAL VOLATILE SOLIDS	2.8	2.3	7.4	12.4
SW846 9060	mg/kg	TOC	3960	3060	14363	19700
Folk 1994	% of dry volume	PERCENT SAND	91.6	94.1	90.5	80.5
Folk 1994	% of dry volume	PERCENT SILT	6.8	4.5	8.3	18.1
Folk 1994	% of dry volume	PERCENT CLAY	1.7	1.3	1.3	1.4
Folk 1995	% of dry volume	PERCENT MUD	8.5	5.8	9.6	19.5
Coulter 1994	um	MEAN	439.0	388.0	288.3	266.0
Coulter 1994	um	MEDIAN	485.0	458.0	342.0	241.0
Coulter 1994	um	MODE	2380.0	471.0	1020.0	2380.0
Coulter 1994	um	STDDEV	4.5	3.2	3.6	5.8
Coulter 1994	-	SKEWNESS	-1.4	-2.2	-1.7	-0.5
Coulter 1994	-	KURTOSIS	2.6	7.0	4.5	-0.3
Coulter 1994	% of tot. sed. vol.	VOL% 0-0.49 um	ND	ND	ND	ND
Coulter 1994	% of tot. sed. vol.	VOL% 0.49-0.69 um	ND	ND	ND	ND
Coulter 1994	% of tot. sed. vol.	VOL% 0.69-0.98 um	ND	ND	ND	ND
Coulter 1994	% of tot. sed. vol.	VOL% 0.98-1.38 um	ND	ND	ND	ND
Coulter 1994	% of tot. sed. vol.	VOL% 1.38-1.95 um	0.3	0.3	0.2	0.2
Coulter 1994	% of tot. sed. vol.	VOL% 1.95-2.76 um	0.4	0.4	0.4	0.3
Coulter 1994	% of tot. sed. vol.	VOL% 2.76-3.91 um	0.6	0.5	0.5	0.5
Coulter 1994	% of tot. sed. vol.	VOL% 3.91-5.52 um	0.7	0.5	0.7	0.7
Coulter 1994	% of tot. sed. vol.	VOL% 5.52-7.81 um	0.8	0.6	0.9	1.1
Coulter 1994	% of tot. sed. vol.	VOL% 7.81-11.0 um	0.9	0.6	1.1	1.6
Coulter 1994	% of tot. sed. vol.	VOL% 11.0-15.6 um	0.9	0.6	1.2	2.2
Coulter 1994	% of tot. sed. vol.	VOL% 15.6-22.1 um	0.9	0.6	1.2	2.9
Coulter 1994	% of tot. sed. vol.	VOL% 22.1-31.0 um	0.8	0.5	1.1	3.2
Coulter 1994	% of tot. sed. vol.	VOL% 31.0-44.0 um	0.8	0.5	1.0	3.2
Coulter 1994	% of tot. sed. vol.	VOL% 44.0-62.5 um	0.9	0.5	1.0	3.2
Coulter 1994	% of tot. sed. vol.	VOL% 62.5-88.0 um	1.1	0.7	1.3	3.3
Coulter 1994	% of tot. sed. vol.	VOL% 88.0-125 um	2.0	1.4	2.3	5.0
Coulter 1994	% of tot. sed. vol.	VOL% 125-177 um	5.4	3.4	5.8	10.2
Coulter 1994	% of tot. sed. vol.	VOL% 177-250 um	10.6	7.6	12.7	13.4
Coulter 1994	% of tot. sed. vol.	VOL% 250-350 um	12.2	14.4	20.2	8.9
Coulter 1994	% of tot. sed. vol.	VOL% 350-500 um	11.2	22.6	20.7	3.9
Coulter 1994	% of tot. sed. vol.	VOL% 500-710 um	8.5	20.3	10.5	2.6
Coulter 1994	% of tot. sed. vol.	VOL% 710-1000 um	7.8	12.4	5.1	3.1
Coulter 1994	% of tot. sed. vol.	VOL% 1000-1410 um	7.9	5.4	4.4	3.8
Coulter 1994	% of tot. sed. vol.	VOL% 1410-2000 um	7.8	1.2	4.4	4.2
Coulter 1994	% of tot. sed. vol.	VOL% 2000-2830 um	17.2	4.8	2.9	22.1

DETAILED ASSESSMENT SITES
ANCILLARY MEASUREMENTS - SEDIMENT
(FIELD DATA)

		SITE_ID	MONB	MONC	MOND	MONE
ANAL_MET	**UNIT**	**PARAMETER**				
SM17 2540G	% of wet weight	PERCENT MOISTURE	86.7	89.4	41.3	85.3
SM17 2540G	% of wet weight	TOTAL SOLIDS	13.3	10.6	58.7	14.7
SM17 2540G	% of dry weight	TOTAL VOLATILE SOLIDS	27.4	29.5	2.6	22.5
SW846 9060	mg/kg	TOC	165000	176667	10700	135000
Folk 1994	% of dry volume	PERCENT SAND	40.9	34.5	72.3	32.4
Folk 1994	% of dry volume	PERCENT SILT	57.1	63.7	25.5	65.2
Folk 1994	% of dry volume	PERCENT CLAY	2.0	1.8	2.2	2.4
Folk 1995	% of dry volume	PERCENT MUD	59.1	65.5	27.7	67.6
Coulter 1994	um	MEAN	47.2	41.1	78.3	38.0
Coulter 1994	um	MEDIAN	49.8	45.1	105.0	40.4
Coulter 1994	um	MODE	55.1	58.7	116.0	50.2
Coulter 1994	um	STDDEV	3.0	2.7	3.3	2.9
Coulter 1994	-	SKEWNESS	-0.3	-0.4	-0.8	-0.4
Coulter 1994	-	KURTOSIS	0.8	1.6	1.7	0.9
Coulter 1994	% of tot. sed. vol.	VOL% 0-0.49 um	ND	ND	ND	ND
Coulter 1994	% of tot. sed. vol.	VOL% 0.49-0.69 um	ND	ND	ND	ND
Coulter 1994	% of tot. sed. vol.	VOL% 0.69-0.98 um	ND	0.1	0.2	0.3
Coulter 1994	% of tot. sed. vol.	VOL% 0.98-1.38 um	0.2	0.1	0.3	0.3
Coulter 1994	% of tot. sed. vol.	VOL% 1.38-1.95 um	0.3	0.2	0.3	0.3
Coulter 1994	% of tot. sed. vol.	VOL% 1.95-2.76 um	0.4	0.4	0.5	0.5
Coulter 1994	% of tot. sed. vol.	VOL% 2.76-3.91 um	0.7	0.7	0.7	0.9
Coulter 1994	% of tot. sed. vol.	VOL% 3.91-5.52 um	1.3	1.3	1.2	1.6
Coulter 1994	% of tot. sed. vol.	VOL% 5.52-7.81 um	2.2	2.4	1.8	2.9
Coulter 1994	% of tot. sed. vol.	VOL% 7.81-11.0 um	3.5	3.7	2.6	4.6
Coulter 1994	% of tot. sed. vol.	VOL% 11.0-15.6 um	5.5	5.9	3.6	7.0
Coulter 1994	% of tot. sed. vol.	VOL% 15.6-22.1 um	8.1	8.6	4.3	9.8
Coulter 1994	% of tot. sed. vol.	VOL% 22.1-31.0 um	10.2	11.0	4.3	11.7
Coulter 1994	% of tot. sed. vol.	VOL% 31.0-44.0 um	12.5	14.2	3.9	13.5
Coulter 1994	% of tot. sed. vol.	VOL% 44.0-62.5 um	13.8	16.6	3.8	14.1
Coulter 1994	% of tot. sed. vol.	VOL% 62.5-88.0 um	12.8	15.1	11.2	12.2
Coulter 1994	% of tot. sed. vol.	VOL% 88.0-125 um	10.4	9.8	24.4	8.7
Coulter 1994	% of tot. sed. vol.	VOL% 125-177 um	7.6	4.5	21.2	5.3
Coulter 1994	% of tot. sed. vol.	VOL% 177-250 um	4.8	2.1	8.2	3.1
Coulter 1994	% of tot. sed. vol.	VOL% 250-350 um	2.7	1.5	2.5	1.8
Coulter 1994	% of tot. sed. vol.	VOL% 350-500 um	1.4	0.8	1.1	0.8
Coulter 1994	% of tot. sed. vol.	VOL% 500-710 um	0.5	0.1	0.5	0.2
Coulter 1994	% of tot. sed. vol.	VOL% 710-1000 um	0.4	0.1	0.9	0.2
Coulter 1994	% of tot. sed. vol.	VOL% 1000-1410 um	0.4	ND	1.3	ND
Coulter 1994	% of tot. sed. vol.	VOL% 1410-2000 um	ND	ND	1.1	ND
Coulter 1994	% of tot. sed. vol.	VOL% 2000-2830 um	ND	0.3	ND	ND

DETAILED ASSESSMENT SITES
ANCILLARY MEASUREMENTS - SEDIMENT
(FIELD DATA)

		SITE_ID	MONF	MONG	SWEETA	SWEETB
ANAL_MET	**UNIT**	**PARAMETER**				
SM17 2540G	% of wet weight	PERCENT MOISTURE	53.0	73.8	58.0	77.3
SM17 2540G	% of wet weight	TOTAL SOLIDS	47.0	26.2	42.0	22.7
SM17 2540G	% of dry weight	TOTAL VOLATILE SOLIDS	3.2	11.2	12.8	20.0
SW846 9060	mg/kg	TOC	49400	53400	59100	130000
Folk 1994	% of dry volume	PERCENT SAND	66.8	66.2	68.0	71.3
Folk 1994	% of dry volume	PERCENT SILT	31.4	32.3	27.7	26.8
Folk 1994	% of dry volume	PERCENT CLAY	1.8	1.5	4.3	1.9
Folk 1995	% of dry volume	PERCENT MUD	33.2	33.8	32.0	28.7
Coulter 1994	um	MEAN	90.3	116.0	143.0	155.0
Coulter 1994	um	MEDIAN	111.0	117.0	159.0	181.0
Coulter 1994	um	MODE	128.0	96.5	2380.0	2380.0
Coulter 1994	um	STDDEV	4.0	4.6	7.2	5.2
Coulter 1994	-	SKEWNESS	-0.3	-0.3	-0.3	-0.5
Coulter 1994	-	KURTOSIS	0.4	-0.4	-0.6	-0.3
Coulter 1994	% of tot. sed. vol.	VOL% 0-0.49 um	ND	ND	ND	ND
Coulter 1994	% of tot. sed. vol.	VOL% 0.49-0.69 um	ND	ND	ND	ND
Coulter 1994	% of tot. sed. vol.	VOL% 0.69-0.98 um	ND	ND	0.3	ND
Coulter 1994	% of tot. sed. vol.	VOL% 0.98-1.38 um	0.2	ND	0.5	0.2
Coulter 1994	% of tot. sed. vol.	VOL% 1.38-1.95 um	0.3	0.2	0.7	0.3
Coulter 1994	% of tot. sed. vol.	VOL% 1.95-2.76 um	0.4	0.3	1.1	0.4
Coulter 1994	% of tot. sed. vol.	VOL% 2.76-3.91 um	0.6	0.6	1.5	0.7
Coulter 1994	% of tot. sed. vol.	VOL% 3.91-5.52 um	1.0	0.9	2.0	1.0
Coulter 1994	% of tot. sed. vol.	VOL% 5.52-7.81 um	1.8	1.6	2.5	1.5
Coulter 1994	% of tot. sed. vol.	VOL% 7.81-11.0 um	2.7	2.4	2.9	2.1
Coulter 1994	% of tot. sed. vol.	VOL% 11.0-15.6 um	4.0	3.7	3.4	3.0
Coulter 1994	% of tot. sed. vol.	VOL% 15.6-22.1 um	5.2	5.0	3.8	3.9
Coulter 1994	% of tot. sed. vol.	VOL% 22.1-31.0 um	5.7	5.8	3.9	4.4
Coulter 1994	% of tot. sed. vol.	VOL% 31.0-44.0 um	5.8	6.2	4.2	5.1
Coulter 1994	% of tot. sed. vol.	VOL% 44.0-62.5 um	5.3	6.7	5.0	5.7
Coulter 1994	% of tot. sed. vol.	VOL% 62.5-88.0 um	7.4	8.4	5.9	6.3
Coulter 1994	% of tot. sed. vol.	VOL% 88.0-125 um	16.0	9.6	6.8	7.0
Coulter 1994	% of tot. sed. vol.	VOL% 125-177 um	17.3	7.7	7.8	7.6
Coulter 1994	% of tot. sed. vol.	VOL% 177-250 um	8.1	6.2	8.4	7.7
Coulter 1994	% of tot. sed. vol.	VOL% 250-350 um	3.7	6.6	7.0	7.8
Coulter 1994	% of tot. sed. vol.	VOL% 350-500 um	3.2	7.3	4.6	8.0
Coulter 1994	% of tot. sed. vol.	VOL% 500-710 um	3.1	6.6	2.7	6.7
Coulter 1994	% of tot. sed. vol.	VOL% 710-1000 um	3.4	5.9	3.2	6.5
Coulter 1994	% of tot. sed. vol.	VOL% 1000-1410 um	2.9	4.7	3.8	6.0
Coulter 1994	% of tot. sed. vol.	VOL% 1410-2000 um	1.8	3.2	3.7	5.0
Coulter 1994	% of tot. sed. vol.	VOL% 2000-2830 um	ND	ND	14.2	2.8

DETAILED ASSESSMENT SITES
ANCILLARY MEASUREMENTS - SEDIMENT
(FIELD DATA)

		SITE_ID	SWEETC	SWEETD	SWEETE
ANAL_MET	**UNIT**	**PARAMETER**			
SM17 2540G	% of wet weight	PERCENT MOISTURE	17.5	19.6	19.4
SM17 2540G	% of wet weight	TOTAL SOLIDS	82.5	80.4	80.6
SM17 2540G	% of dry weight	TOTAL VOLATILE SOLIDS	0.6	0.7	1.0
SW846 9060	mg/kg	TOC	1867	2010	1780
Folk 1994	% of dry volume	PERCENT SAND	98.2	89.1	97.8
Folk 1994	% of dry volume	PERCENT SILT	1.3	7.7	1.7
Folk 1994	% of dry volume	PERCENT CLAY	0.4	3.1	0.6
Folk 1995	% of dry volume	PERCENT MUD	1.7	10.8	2.3
Coulter 1994	um	MEAN	474.7	159.0	508.0
Coulter 1994	um	MEDIAN	479.0	225.0	413.0
Coulter 1994	um	MODE	1080.7	245.0	2380.0
Coulter 1994	um	STDDEV	2.2	3.3	2.9
Coulter 1994	-	SKEWNESS	-3.1	-2.6	-1.0
Coulter 1994	-	KURTOSIS	19.0	6.4	4.8
Coulter 1994	% of tot. sed. vol.	VOL% 0-0.49 um	ND	ND	ND
Coulter 1994	% of tot. sed. vol.	VOL% 0.49-0.69 um	ND	ND	ND
Coulter 1994	% of tot. sed. vol.	VOL% 0.69-0.98 um	ND	0.3	ND
Coulter 1994	% of tot. sed. vol.	VOL% 0.98-1.38 um	ND	0.4	ND
Coulter 1994	% of tot. sed. vol.	VOL% 1.38-1.95 um	ND	0.6	ND
Coulter 1994	% of tot. sed. vol.	VOL% 1.95-2.76 um	ND	0.7	ND
Coulter 1994	% of tot. sed. vol.	VOL% 2.76-3.91 um	0.1	0.9	ND
Coulter 1994	% of tot. sed. vol.	VOL% 3.91-5.52 um	0.1	1.1	0.2
Coulter 1994	% of tot. sed. vol.	VOL% 5.52-7.81 um	0.1	1.2	0.2
Coulter 1994	% of tot. sed. vol.	VOL% 7.81-11.0 um	0.1	1.1	0.3
Coulter 1994	% of tot. sed. vol.	VOL% 11.0-15.6 um	0.1	1.1	0.3
Coulter 1994	% of tot. sed. vol.	VOL% 15.6-22.1 um	ND	1.0	0.2
Coulter 1994	% of tot. sed. vol.	VOL% 22.1-31.0 um	ND	0.8	ND
Coulter 1994	% of tot. sed. vol.	VOL% 31.0-44.0 um	ND	0.7	ND
Coulter 1994	% of tot. sed. vol.	VOL% 44.0-62.5 um	ND	0.8	ND
Coulter 1994	% of tot. sed. vol.	VOL% 62.5-88.0 um	ND	1.4	0.3
Coulter 1994	% of tot. sed. vol.	VOL% 88.0-125 um	0.3	4.1	0.8
Coulter 1994	% of tot. sed. vol.	VOL% 125-177 um	0.9	13.9	2.6
Coulter 1994	% of tot. sed. vol.	VOL% 177-250 um	4.5	30.4	10.7
Coulter 1994	% of tot. sed. vol.	VOL% 250-350 um	16.7	28.4	22.0
Coulter 1994	% of tot. sed. vol.	VOL% 350-500 um	30.7	10.2	21.9
Coulter 1994	% of tot. sed. vol.	VOL% 500-710 um	24.0	0.7	9.7
Coulter 1994	% of tot. sed. vol.	VOL% 710-1000 um	11.9	ND	4.7
Coulter 1994	% of tot. sed. vol.	VOL% 1000-1410 um	4.3	ND	3.7
Coulter 1994	% of tot. sed. vol.	VOL% 1410-2000 um	0.2	ND	1.2
Coulter 1994	% of tot. sed. vol.	VOL% 2000-2830 um	4.5	ND	20.2

DETAILED ASSESSMENT SITES
ANCILLARY MEASUREMENTS - SEDIMENT
FIELD DATA - PRECISION

		SITE_ID	BIVENC	BIVENC	BIVENC	
		FIELD _ID	BIVENC	BIVENC	BIVENC	
		BOS_ID	Y5509	Y5510	Y5511	
		BATCH_ID	980026	980026	980026	**RSD**
		MATRIX	Sediment	Sediment	Sediment	**(%)**
ANAL_MET	**UNIT**	**PARAMETER**				
SM17 2540G	% of wet weight	PERCENT MOISTURE	94.0	93.7	92.5	0.8
SM17 2540G	% of wet weight	TOTAL SOLIDS	6.0	6.3	7.5	12.0
SM17 2540G	% of dry weight	TOTAL VOLATILE SOLIDS	38.3	37.1	37.1	1.8
SW846 9060	mg/kg	TOC	298000	282000	286000	2.9
Folk 1994	% of dry volume	PERCENT SAND	62.4	61.9	62.1	0.4
Folk 1994	% of dry volume	PERCENT SILT	36.2	36.6	36.3	0.6
Folk 1994	% of dry volume	PERCENT CLAY	1.4	1.5	1.5	3.9
Folk 1995	% of dry volume	PERCENT MUD	37.6	38.1	37.8	0.7
Coulter 1994	um	MEAN	62.5	62.1	62.7	0.5
Coulter 1994	um	MEDIAN	75.3	75.1	75.7	0.4
Coulter 1994	um	MODE	87.9	87.9	87.9	0.0
Coulter 1994	um	STDDEV	2.26	2.30	2.33	1.5
Coulter 1994	-	SKEWNESS	-1.91	-1.86	-1.79	3.3
Coulter 1994	-	KURTOSIS	5.93	5.58	5.29	5.7
Coulter 1994	% of tot. sed. vol.	VOL% 0-0.49 um	ND	ND	ND	NA
Coulter 1994	% of tot. sed. vol.	VOL% 0.49-0.69 um	ND	ND	ND	NA
Coulter 1994	% of tot. sed. vol.	VOL% 0.69-0.98 um	ND	0.2	0.2	86.6
Coulter 1994	% of tot. sed. vol.	VOL% 0.98-1.38 um	0.2	0.2	0.3	24.7
Coulter 1994	% of tot. sed. vol.	VOL% 1.38-1.95 um	0.3	0.3	0.3	0.0
Coulter 1994	% of tot. sed. vol.	VOL% 1.95-2.76 um	0.3	0.3	0.3	0.0
Coulter 1994	% of tot. sed. vol.	VOL% 2.76-3.91 um	0.3	0.3	0.3	0.0
Coulter 1994	% of tot. sed. vol.	VOL% 3.91-5.52 um	0.4	0.5	0.5	12.4
Coulter 1994	% of tot. sed. vol.	VOL% 5.52-7.81 um	0.7	0.8	0.8	7.5
Coulter 1994	% of tot. sed. vol.	VOL% 7.81-11.0 um	1.3	1.3	1.4	4.3
Coulter 1994	% of tot. sed. vol.	VOL% 11.0-15.6 um	2.2	2.4	2.4	4.9
Coulter 1994	% of tot. sed. vol.	VOL% 15.6-22.1 um	3.4	3.6	3.6	3.3
Coulter 1994	% of tot. sed. vol.	VOL% 22.1-31.0 um	4.9	5.0	5.0	1.2
Coulter 1994	% of tot. sed. vol.	VOL% 31.0-44.0 um	8.1	8.2	8.1	0.7
Coulter 1994	% of tot. sed. vol.	VOL% 44.0-62.5 um	15.1	14.9	14.6	1.7
Coulter 1994	% of tot. sed. vol.	VOL% 62.5-88.0 um	24.9	24.3	23.5	2.9
Coulter 1994	% of tot. sed. vol.	VOL% 88.0-125 um	25.1	24.6	24.2	1.8
Coulter 1994	% of tot. sed. vol.	VOL% 125-177 um	10.0	10.1	11.1	5.8
Coulter 1994	% of tot. sed. vol.	VOL% 177-250 um	1.3	1.8	2.0	21.2
Coulter 1994	% of tot. sed. vol.	VOL% 250-350 um	1.1	1.1	1.4	14.4
Coulter 1994	% of tot. sed. vol.	VOL% 350-500 um	ND	ND	ND	NA
Coulter 1994	% of tot. sed. vol.	VOL% 500-710 um	ND	ND	ND	NA
Coulter 1994	% of tot. sed. vol.	VOL% 710-1000 um	ND	ND	ND	NA
Coulter 1994	% of tot. sed. vol.	VOL% 1000-1410 um	ND	ND	ND	NA
Coulter 1994	% of tot. sed. vol.	VOL% 1410-2000 um	ND	ND	ND	NA
Coulter 1994	% of tot. sed. vol.	VOL% 2000-2830 um	ND	ND	ND	NA

DETAILED ASSESSMENT SITES
ANCILLARY MEASUREMENTS - SEDIMENT
FIELD DATA - PRECISION

			SITE_ID	DISSC	DISSC	DISSC	
			FIELD _ID	DISSC	DISSC	DISSC	
			BOS_ID	Y5517	Y5518	Y5519	
			BATCH_ID	980026	980026	980026	**RSD**
			MATRIX	*Sediment*	*Sediment*	*Sediment*	**(%)**
ANAL_MET	**UNIT**	**PARAMETER**					
SM17 2540G	% of wet weight	PERCENT MOISTURE		86.7	86.6	86.1	0.4
SM17 2540G	% of wet weight	TOTAL SOLIDS		13.3	13.4	13.9	2.4
SM17 2540G	% of dry weight	TOTAL VOLATILE SOLIDS		34.0	33.4	33.2	1.2
SW846 9060	mg/kg	TOC		232000	224000	221000	2.5
Folk 1994	% of dry volume	PERCENT SAND		40.0	39.2	40.7	1.9
Folk 1994	% of dry volume	PERCENT SILT		54.9	55.4	54.1	1.2
Folk 1994	% of dry volume	PERCENT CLAY		5.0	5.4	5.2	3.8
Folk 1995	% of dry volume	PERCENT MUD		59.9	60.8	59.3	1.3
Coulter 1994	um	MEAN		39.8	38.6	41.4	3.5
Coulter 1994	um	MEDIAN		42.0	40.6	42.9	2.8
Coulter 1994	um	MODE		128.0	140.0	140.0	5.1
Coulter 1994	um	STDDEV		4.16	4.23	4.42	3.2
Coulter 1994	-	SKEWNESS		-0.16	-0.13	-0.05	50.2
Coulter 1994	-	KURTOSIS		-0.10	-0.07	-0.06	27.2
Coulter 1994	% of tot. sed. vol.	VOL% 0-0.49 um		ND	ND	ND	NA
Coulter 1994	% of tot. sed. vol.	VOL% 0.49-0.69 um		0.3	0.3	0.3	0.0
Coulter 1994	% of tot. sed. vol.	VOL% 0.69-0.98 um		0.5	0.5	0.5	0.0
Coulter 1994	% of tot. sed. vol.	VOL% 0.98-1.38 um		0.6	0.6	0.6	0.0
Coulter 1994	% of tot. sed. vol.	VOL% 1.38-1.95 um		0.7	0.8	0.8	7.5
Coulter 1994	% of tot. sed. vol.	VOL% 1.95-2.76 um		1.1	1.1	1.1	0.0
Coulter 1994	% of tot. sed. vol.	VOL% 2.76-3.91 um		1.8	1.9	1.8	3.1
Coulter 1994	% of tot. sed. vol.	VOL% 3.91-5.52 um		2.9	3.1	3.0	3.3
Coulter 1994	% of tot. sed. vol.	VOL% 5.52-7.81 um		4.6	4.8	4.6	2.5
Coulter 1994	% of tot. sed. vol.	VOL% 7.81-11.0 um		6.3	6.4	6.2	1.6
Coulter 1994	% of tot. sed. vol.	VOL% 11.0-15.6 um		7.8	7.9	7.7	1.3
Coulter 1994	% of tot. sed. vol.	VOL% 15.6-22.1 um		8.2	8.3	8.1	1.2
Coulter 1994	% of tot. sed. vol.	VOL% 22.1-31.0 um		7.9	7.9	7.7	1.5
Coulter 1994	% of tot. sed. vol.	VOL% 31.0-44.0 um		8.4	8.4	8.2	1.4
Coulter 1994	% of tot. sed. vol.	VOL% 44.0-62.5 um		8.8	8.8	8.7	0.7
Coulter 1994	% of tot. sed. vol.	VOL% 62.5-88.0 um		8.5	8.4	8.3	1.2
Coulter 1994	% of tot. sed. vol.	VOL% 88.0-125 um		9.2	8.9	8.9	1.9
Coulter 1994	% of tot. sed. vol.	VOL% 125-177 um		9.1	9.0	9.1	0.6
Coulter 1994	% of tot. sed. vol.	VOL% 177-250 um		5.0	4.8	4.8	2.4
Coulter 1994	% of tot. sed. vol.	VOL% 250-350 um		2.5	2.3	2.3	4.9
Coulter 1994	% of tot. sed. vol.	VOL% 350-500 um		2.1	2.2	2.4	6.8
Coulter 1994	% of tot. sed. vol.	VOL% 500-710 um		1.5	1.4	1.6	6.7
Coulter 1994	% of tot. sed. vol.	VOL% 710-1000 um		1.3	1.0	1.3	14.4
Coulter 1994	% of tot. sed. vol.	VOL% 1000-1410 um		0.9	0.8	1.2	21.5
Coulter 1994	% of tot. sed. vol.	VOL% 1410-2000 um		ND	0.4	0.9	104.1
Coulter 1994	% of tot. sed. vol.	VOL% 2000-2830 um		ND	ND	ND	NA

DETAILED ASSESSMENT SITES
ANCILLARY MEASUREMENTS - SEDIMENT
FIELD DATA - PRECISION

		SITE_ID	DORAD	DORAD	DORAD	
		FIELD_ID	DORAD	DORAD	DORAD	
		BOS_ID	Y5727	Y5728	Y5729	
		BATCH_ID	980026	980026	980026	**RSD**
		MATRIX	Sediment	Sediment	Sediment	**(%)**
ANAL_MET	**UNIT**	**PARAMETER**				
SM17 2540G	% of wet weight	PERCENT MOISTURE	96.1	96.9	97.5	0.7
SM17 2540G	% of wet weight	TOTAL SOLIDS	3.9	3.1	2.5	22.2
SM17 2540G	% of dry weight	TOTAL VOLATILE SOLIDS	48.8	57.5	61.7	11.7
SW846 9060	mg/kg	TOC	308000	361000	407000	13.8
Folk 1994	% of dry volume	PERCENT SAND	72.5	74.8	74.6	1.7
Folk 1994	% of dry volume	PERCENT SILT	27.0	24.7	24.8	5.1
Folk 1994	% of dry volume	PERCENT CLAY	0.5	0.5	0.6	10.8
Folk 1995	% of dry volume	PERCENT MUD	27.5	25.2	25.4	4.9
Coulter 1994	um	MEAN	92.0	95.3	93.6	1.8
Coulter 1994	um	MEDIAN	102.0	105.0	105.0	1.7
Coulter 1994	um	MODE	116.0	116.0	128.0	5.8
Coulter 1994	um	STDDEV	2.36	2.30	2.32	1.3
Coulter 1994	-	SKEWNESS	-0.97	-0.98	-1.14	9.3
Coulter 1994	-	KURTOSIS	2.52	3.04	3.58	17.4
Coulter 1994	% of tot. sed. vol.	VOL% 0-0.49 um	ND	ND	ND	NA
Coulter 1994	% of tot. sed. vol.	VOL% 0.49-0.69 um	ND	ND	ND	NA
Coulter 1994	% of tot. sed. vol.	VOL% 0.69-0.98 um	ND	ND	ND	NA
Coulter 1994	% of tot. sed. vol.	VOL% 0.98-1.38 um	ND	ND	ND	NA
Coulter 1994	% of tot. sed. vol.	VOL% 1.38-1.95 um	ND	ND	ND	NA
Coulter 1994	% of tot. sed. vol.	VOL% 1.95-2.76 um	ND	ND	ND	NA
Coulter 1994	% of tot. sed. vol.	VOL% 2.76-3.91 um	ND	ND	ND	NA
Coulter 1994	% of tot. sed. vol.	VOL% 3.91-5.52 um	0.2	0.2	0.2	0.0
Coulter 1994	% of tot. sed. vol.	VOL% 5.52-7.81 um	0.4	0.4	0.4	0.0
Coulter 1994	% of tot. sed. vol.	VOL% 7.81-11.0 um	0.7	0.6	0.7	8.7
Coulter 1994	% of tot. sed. vol.	VOL% 11.0-15.6 um	1.3	1.2	1.2	4.7
Coulter 1994	% of tot. sed. vol.	VOL% 15.6-22.1 um	2.5	2.1	2.2	9.2
Coulter 1994	% of tot. sed. vol.	VOL% 22.1-31.0 um	4.2	3.7	3.7	7.5
Coulter 1994	% of tot. sed. vol.	VOL% 31.0-44.0 um	6.9	6.3	6.3	5.3
Coulter 1994	% of tot. sed. vol.	VOL% 44.0-62.5 um	10.7	10.2	10.0	3.5
Coulter 1994	% of tot. sed. vol.	VOL% 62.5-88.0 um	15.1	15.1	14.9	0.8
Coulter 1994	% of tot. sed. vol.	VOL% 88.0-125 um	18.8	19.9	20.1	3.6
Coulter 1994	% of tot. sed. vol.	VOL% 125-177 um	17.5	18.8	19.5	5.5
Coulter 1994	% of tot. sed. vol.	VOL% 177-250 um	11.8	12.3	12.4	2.6
Coulter 1994	% of tot. sed. vol.	VOL% 250-350 um	6.1	5.7	5.3	7.0
Coulter 1994	% of tot. sed. vol.	VOL% 350-500 um	2.6	2.1	1.7	21.1
Coulter 1994	% of tot. sed. vol.	VOL% 500-710 um	0.6	0.5	0.3	32.7
Coulter 1994	% of tot. sed. vol.	VOL% 710-1000 um	ND	0.2	ND	173.2
Coulter 1994	% of tot. sed. vol.	VOL% 1000-1410 um	ND	ND	ND	NA
Coulter 1994	% of tot. sed. vol.	VOL% 1410-2000 um	ND	ND	ND	NA
Coulter 1994	% of tot. sed. vol.	VOL% 2000-2830 um	ND	ND	ND	NA

DETAILED ASSESSMENT SITES
ANCILLARY MEASUREMENTS - SEDIMENT
FIELD DATA - PRECISION

		SITE_ID	EUSTE	EUSTE	
		FIELD _ID	EUSTE	EUSTE	
		BOS_ID	Y5825	Y5826	
		BATCH_ID	980026	980026	**RPD**
		MATRIX	Sediment	Sediment	**(%)**
ANAL_MET	**UNIT**	**PARAMETER**			
SM17 2540G	% of wet weight	PERCENT MOISTURE	74.3	87.0	15.7
SM17 2540G	% of wet weight	TOTAL SOLIDS	25.7	13.0	65.6
SM17 2540G	% of dry weight	TOTAL VOLATILE SOLIDS	10.4	18.3	55.1
SW846 9060	mg/kg	TOC	104000	125000	18.3
Folk 1994	% of dry volume	PERCENT SAND	74.7	76.2	2.0
Folk 1994	% of dry volume	PERCENT SILT	25.0	23.6	5.8
Folk 1994	% of dry volume	PERCENT CLAY	ND	ND	NA
Folk 1995	% of dry volume	PERCENT MUD	25.0	23.6	5.8
Coulter 1994	um	MEAN	113.0	111.0	1.8
Coulter 1994	um	MEDIAN	120.0	120.0	0.0
Coulter 1994	um	MODE	106.0	116.0	9.0
Coulter 1994	um	STDDEV	2.65	2.49	6.2
Coulter 1994	-	SKEWNESS	-0.64	-0.71	10.4
Coulter 1994	-	KURTOSIS	0.67	1.08	46.9
Coulter 1994	% of tot. sed. vol.	VOL% 0-0.49 um	ND	ND	NA
Coulter 1994	% of tot. sed. vol.	VOL% 0.49-0.69 um	ND	ND	NA
Coulter 1994	% of tot. sed. vol.	VOL% 0.69-0.98 um	ND	ND	NA
Coulter 1994	% of tot. sed. vol.	VOL% 0.98-1.38 um	ND	ND	NA
Coulter 1994	% of tot. sed. vol.	VOL% 1.38-1.95 um	ND	ND	NA
Coulter 1994	% of tot. sed. vol.	VOL% 1.95-2.76 um	ND	ND	NA
Coulter 1994	% of tot. sed. vol.	VOL% 2.76-3.91 um	ND	ND	NA
Coulter 1994	% of tot. sed. vol.	VOL% 3.91-5.52 um	0.2	ND	200.0
Coulter 1994	% of tot. sed. vol.	VOL% 5.52-7.81 um	0.4	0.4	0.0
Coulter 1994	% of tot. sed. vol.	VOL% 7.81-11.0 um	0.8	0.7	13.3
Coulter 1994	% of tot. sed. vol.	VOL% 11.0-15.6 um	1.5	1.3	14.3
Coulter 1994	% of tot. sed. vol.	VOL% 15.6-22.1 um	2.7	2.3	16.0
Coulter 1994	% of tot. sed. vol.	VOL% 22.1-31.0 um	4.2	3.8	10.0
Coulter 1994	% of tot. sed. vol.	VOL% 31.0-44.0 um	6.2	6.0	3.3
Coulter 1994	% of tot. sed. vol.	VOL% 44.0-62.5 um	9.0	9.0	0.0
Coulter 1994	% of tot. sed. vol.	VOL% 62.5-88.0 um	12.1	12.5	3.3
Coulter 1994	% of tot. sed. vol.	VOL% 88.0-125 um	14.3	15.8	10.0
Coulter 1994	% of tot. sed. vol.	VOL% 125-177 um	13.1	15.5	16.8
Coulter 1994	% of tot. sed. vol.	VOL% 177-250 um	11.6	13.0	11.4
Coulter 1994	% of tot. sed. vol.	VOL% 250-350 um	11.2	10.3	8.4
Coulter 1994	% of tot. sed. vol.	VOL% 350-500 um	9.0	7.0	25.0
Coulter 1994	% of tot. sed. vol.	VOL% 500-710 um	3.1	2.0	43.1
Coulter 1994	% of tot. sed. vol.	VOL% 710-1000 um	ND	ND	NA
Coulter 1994	% of tot. sed. vol.	VOL% 1000-1410 um	ND	ND	NA
Coulter 1994	% of tot. sed. vol.	VOL% 1410-2000 um	ND	ND	NA
Coulter 1994	% of tot. sed. vol.	VOL% 2000-2830 um	ND	ND	NA

DETAILED ASSESSMENT SITES
ANCILLARY MEASUREMENTS - SEDIMENT
FIELD DATA - PRECISION

			SITE_ID	GEORGEB	GEORGEB	GEORGEB	
			FIELD _ID	GEORGEB	GEORGEB	GEORGEB	
			BOS_ID	Y5810	Y5811	Y5812	
			BATCH_ID	980026	980026	980026	**RSD**
			MATRIX	Sediment	Sediment	Sediment	**(%)**
ANAL_MET	**UNIT**	**PARAMETER**					
SM17 2540G	% of wet weight	PERCENT MOISTURE		83.6	85.6	82.3	2.0
SM17 2540G	% of wet weight	TOTAL SOLIDS		16.4	14.4	17.7	10.3
SM17 2540G	% of dry weight	TOTAL VOLATILE SOLIDS		20.1	22.9	19.7	8.3
SW846 9060	mg/kg	TOC		116000	132000	102000	12.9
Folk 1994	% of dry volume	PERCENT SAND		43.2	43.5	38.4	6.9
Folk 1994	% of dry volume	PERCENT SILT		55.3	55.1	59.9	4.8
Folk 1994	% of dry volume	PERCENT CLAY		1.5	1.4	1.7	10.0
Folk 1995	% of dry volume	PERCENT MUD		56.8	56.5	61.6	4.9
Coulter 1994	um	MEAN		48.6	49.7	44.1	6.3
Coulter 1994	um	MEDIAN		54.1	54.4	48.3	6.6
Coulter 1994	um	MODE		66.4	66.4	55.1	10.4
Coulter 1994	um	STDDEV		2.55	2.60	2.59	1.0
Coulter 1994	-	SKEWNESS		-0.92	-0.71	-0.81	12.9
Coulter 1994	-	KURTOSIS		1.92	1.95	1.66	8.7
Coulter 1994	% of tot. sed. vol.	VOL% 0-0.49 um		ND	ND	ND	NA
Coulter 1994	% of tot. sed. vol.	VOL% 0.49-0.69 um		ND	ND	ND	NA
Coulter 1994	% of tot. sed. vol.	VOL% 0.69-0.98 um		0.2	ND	0.2	86.6
Coulter 1994	% of tot. sed. vol.	VOL% 0.98-1.38 um		0.2	0.2	0.2	0.0
Coulter 1994	% of tot. sed. vol.	VOL% 1.38-1.95 um		0.2	0.2	0.2	0.0
Coulter 1994	% of tot. sed. vol.	VOL% 1.95-2.76 um		0.3	0.2	0.3	21.7
Coulter 1994	% of tot. sed. vol.	VOL% 2.76-3.91 um		0.4	0.4	0.5	13.3
Coulter 1994	% of tot. sed. vol.	VOL% 3.91-5.52 um		0.8	0.8	0.9	6.9
Coulter 1994	% of tot. sed. vol.	VOL% 5.52-7.81 um		1.5	1.5	1.8	10.8
Coulter 1994	% of tot. sed. vol.	VOL% 7.81-11.0 um		2.5	2.5	3.0	10.8
Coulter 1994	% of tot. sed. vol.	VOL% 11.0-15.6 um		4.3	4.3	5.1	10.1
Coulter 1994	% of tot. sed. vol.	VOL% 15.6-22.1 um		7.0	7.0	8.1	8.6
Coulter 1994	% of tot. sed. vol.	VOL% 22.1-31.0 um		9.9	9.9	11.0	6.2
Coulter 1994	% of tot. sed. vol.	VOL% 31.0-44.0 um		13.4	13.4	14.2	3.4
Coulter 1994	% of tot. sed. vol.	VOL% 44.0-62.5 um		15.9	15.8	15.8	0.4
Coulter 1994	% of tot. sed. vol.	VOL% 62.5-88.0 um		15.7	15.5	14.6	3.8
Coulter 1994	% of tot. sed. vol.	VOL% 88.0-125 um		13.4	13.3	12.0	6.1
Coulter 1994	% of tot. sed. vol.	VOL% 125-177 um		8.8	8.8	7.5	9.0
Coulter 1994	% of tot. sed. vol.	VOL% 177-250 um		3.9	3.9	3.0	14.4
Coulter 1994	% of tot. sed. vol.	VOL% 250-350 um		1.1	1.1	0.9	11.2
Coulter 1994	% of tot. sed. vol.	VOL% 350-500 um		0.2	0.3	0.4	33.3
Coulter 1994	% of tot. sed. vol.	VOL% 500-710 um		ND	ND	ND	NA
Coulter 1994	% of tot. sed. vol.	VOL% 710-1000 um		ND	0.2	ND	173.2
Coulter 1994	% of tot. sed. vol.	VOL% 1000-1410 um		ND	0.2	ND	173.2
Coulter 1994	% of tot. sed. vol.	VOL% 1410-2000 um		ND	ND	ND	NA
Coulter 1994	% of tot. sed. vol.	VOL% 2000-2830 um		ND	ND	ND	NA

DETAILED ASSESSMENT SITES
ANCILLARY MEASUREMENTS - SEDIMENT
FIELD DATA - PRECISION

		SITE_ID	GRIFFA	GRIFFA	
		FIELD _ID	GRIFFA	GRIFFA	
		BOS_ID	Y5577	Y5578	
		BATCH_ID	980026	980026	**RPD**
		MATRIX	Sediment	Sediment	**(%)**
ANAL_MET	**UNIT**	**PARAMETER**			
SM17 2540G	% of wet weight	PERCENT MOISTURE	95.7	96.0	0.3
SM17 2540G	% of wet weight	TOTAL SOLIDS	4.3	4.0	7.2
SM17 2540G	% of dry weight	TOTAL VOLATILE SOLIDS	60.7	62.5	2.9
SW846 9060	mg/kg	TOC	420000	370000	12.7
Folk 1994	% of dry volume	PERCENT SAND	68.2	65.6	3.9
Folk 1994	% of dry volume	PERCENT SILT	31.2	33.6	7.4
Folk 1994	% of dry volume	PERCENT CLAY	0.7	0.7	0.0
Folk 1995	% of dry volume	PERCENT MUD	31.9	34.3	7.3
Coulter 1994	um	MEAN	85.6	79.4	7.5
Coulter 1994	um	MEDIAN	92.3	86.7	6.3
Coulter 1994	um	MODE	106.0	96.5	9.4
Coulter 1994	um	STDDEV	2.52	2.49	1.2
Coulter 1994	-	SKEWNESS	-0.70	-0.78	10.8
Coulter 1994	-	KURTOSIS	2.30	2.55	10.3
Coulter 1994	% of tot. sed. vol.	VOL% 0-0.49 um	ND	ND	NA
Coulter 1994	% of tot. sed. vol.	VOL% 0.49-0.69 um	ND	ND	NA
Coulter 1994	% of tot. sed. vol.	VOL% 0.69-0.98 um	ND	ND	NA
Coulter 1994	% of tot. sed. vol.	VOL% 0.98-1.38 um	ND	ND	NA
Coulter 1994	% of tot. sed. vol.	VOL% 1.38-1.95 um	ND	ND	NA
Coulter 1994	% of tot. sed. vol.	VOL% 1.95-2.76 um	ND	ND	NA
Coulter 1994	% of tot. sed. vol.	VOL% 2.76-3.91 um	ND	ND	NA
Coulter 1994	% of tot. sed. vol.	VOL% 3.91-5.52 um	0.3	0.3	0.0
Coulter 1994	% of tot. sed. vol.	VOL% 5.52-7.81 um	0.5	0.5	0.0
Coulter 1994	% of tot. sed. vol.	VOL% 7.81-11.0 um	0.9	1.0	10.5
Coulter 1994	% of tot. sed. vol.	VOL% 11.0-15.6 um	1.7	1.8	5.7
Coulter 1994	% of tot. sed. vol.	VOL% 15.6-22.1 um	3.1	3.4	9.2
Coulter 1994	% of tot. sed. vol.	VOL% 22.1-31.0 um	5.1	5.6	9.3
Coulter 1994	% of tot. sed. vol.	VOL% 31.0-44.0 um	8.0	8.6	7.2
Coulter 1994	% of tot. sed. vol.	VOL% 44.0-62.5 um	11.7	12.4	5.8
Coulter 1994	% of tot. sed. vol.	VOL% 62.5-88.0 um	15.8	16.4	3.7
Coulter 1994	% of tot. sed. vol.	VOL% 88.0-125 um	18.3	18.6	1.6
Coulter 1994	% of tot. sed. vol.	VOL% 125-177 um	15.0	14.7	2.0
Coulter 1994	% of tot. sed. vol.	VOL% 177-250 um	9.5	8.4	12.3
Coulter 1994	% of tot. sed. vol.	VOL% 250-350 um	5.4	4.3	22.7
Coulter 1994	% of tot. sed. vol.	VOL% 350-500 um	2.6	2.0	26.1
Coulter 1994	% of tot. sed. vol.	VOL% 500-710 um	0.8	0.6	28.6
Coulter 1994	% of tot. sed. vol.	VOL% 710-1000 um	0.4	0.3	28.6
Coulter 1994	% of tot. sed. vol.	VOL% 1000-1410 um	0.3	0.3	0.0
Coulter 1994	% of tot. sed. vol.	VOL% 1410-2000 um	ND	ND	NA
Coulter 1994	% of tot. sed. vol.	VOL% 2000-2830 um	ND	ND	NA

DETAILED ASSESSMENT SITES
ANCILLARY MEASUREMENTS - SEDIMENT
FIELD DATA - PRECISION

			SITE_ID	HARD	HARD	HARD	
			FIELD _ID	HARD	HARD	HARD	
			BOS_ID	Y5587	Y5588	Y5589	
			BATCH_ID	980026	980026	980026	**RSD**
			MATRIX	Sediment	Sediment	Sediment	**(%)**
ANAL_MET	**UNIT**	**PARAMETER**					
SM17 2540G	% of wet weight	PERCENT MOISTURE		95.8	95.7	95.4	0.2
SM17 2540G	% of wet weight	TOTAL SOLIDS		4.2	4.3	4.6	4.8
SM17 2540G	% of dry weight	TOTAL VOLATILE SOLIDS		62.7	62.7	57.9	4.5
SW846 9060	mg/kg	TOC		331000	351000	326000	3.9
Folk 1994	% of dry volume	PERCENT SAND		78.3	78.6	74.6	2.9
Folk 1994	% of dry volume	PERCENT SILT		21.3	21.0	25.0	9.9
Folk 1994	% of dry volume	PERCENT CLAY		ND	ND	ND	NA
Folk 1995	% of dry volume	PERCENT MUD		21.3	21.0	25.0	9.9
Coulter 1994	um	MEAN		111.0	111.0	110.0	0.5
Coulter 1994	um	MEDIAN		127.0	128.0	122.0	2.6
Coulter 1994	um	MODE		140.0	154.0	140.0	5.6
Coulter 1994	um	STDDEV		2.48	2.45	2.62	3.6
Coulter 1994	-	SKEWNESS		-1.05	-1.09	-0.72	21.3
Coulter 1994	-	KURTOSIS		2.06	2.10	1.07	33.5
Coulter 1994	% of tot. sed. vol.	VOL% 0-0.49 um		ND	ND	ND	NA
Coulter 1994	% of tot. sed. vol.	VOL% 0.49-0.69 um		ND	ND	ND	NA
Coulter 1994	% of tot. sed. vol.	VOL% 0.69-0.98 um		ND	ND	ND	NA
Coulter 1994	% of tot. sed. vol.	VOL% 0.98-1.38 um		ND	ND	ND	NA
Coulter 1994	% of tot. sed. vol.	VOL% 1.38-1.95 um		ND	ND	ND	NA
Coulter 1994	% of tot. sed. vol.	VOL% 1.95-2.76 um		ND	ND	ND	NA
Coulter 1994	% of tot. sed. vol.	VOL% 2.76-3.91 um		ND	ND	ND	NA
Coulter 1994	% of tot. sed. vol.	VOL% 3.91-5.52 um		0.2	0.3	0.2	24.7
Coulter 1994	% of tot. sed. vol.	VOL% 5.52-7.81 um		0.5	0.5	0.4	12.4
Coulter 1994	% of tot. sed. vol.	VOL% 7.81-11.0 um		0.8	0.8	0.8	0.0
Coulter 1994	% of tot. sed. vol.	VOL% 11.0-15.6 um		1.4	1.4	1.4	0.0
Coulter 1994	% of tot. sed. vol.	VOL% 15.6-22.1 um		2.4	2.4	2.6	4.7
Coulter 1994	% of tot. sed. vol.	VOL% 22.1-31.0 um		3.6	3.5	4.3	11.5
Coulter 1994	% of tot. sed. vol.	VOL% 31.0-44.0 um		5.1	5.1	6.5	14.5
Coulter 1994	% of tot. sed. vol.	VOL% 44.0-62.5 um		7.3	7.1	8.8	12.0
Coulter 1994	% of tot. sed. vol.	VOL% 62.5-88.0 um		10.9	10.7	11.3	2.8
Coulter 1994	% of tot. sed. vol.	VOL% 88.0-125 um		16.5	16.6	14.4	7.8
Coulter 1994	% of tot. sed. vol.	VOL% 125-177 um		18.8	19.4	15.5	11.7
Coulter 1994	% of tot. sed. vol.	VOL% 177-250 um		15.3	15.9	13.3	9.2
Coulter 1994	% of tot. sed. vol.	VOL% 250-350 um		9.8	9.8	10.0	1.2
Coulter 1994	% of tot. sed. vol.	VOL% 350-500 um		5.4	5.0	7.0	18.2
Coulter 1994	% of tot. sed. vol.	VOL% 500-710 um		1.5	1.1	2.7	47.1
Coulter 1994	% of tot. sed. vol.	VOL% 710-1000 um		ND	ND	0.4	173.2
Coulter 1994	% of tot. sed. vol.	VOL% 1000-1410 um		ND	ND	ND	NA
Coulter 1994	% of tot. sed. vol.	VOL% 1410-2000 um		ND	ND	ND	NA
Coulter 1994	% of tot. sed. vol.	VOL% 2000-2830 um		ND	ND	ND	NA

DETAILED ASSESSMENT SITES
ANCILLARY MEASUREMENTS - SEDIMENT
FIELD DATA - PRECISION

		SITE_ID	HOGD	HOGD	HOGD	
		FIELD _ID	HOGD	HOGD	HOGD	
		BOS_ID	Y5504	Y5505	Y5506	
		BATCH_ID	980025	980025	980025	**RSD**
		MATRIX	Sediment	Sediment	Sediment	**(%)**
ANAL_MET	**UNIT**	**PARAMETER**				
SM17 2540G	% of wet weight	PERCENT MOISTURE	23.5	30.2	40.7	27.6
SM17 2540G	% of wet weight	TOTAL SOLIDS	76.5	69.8	59.3	12.7
SM17 2540G	% of dry weight	TOTAL VOLATILE SOLIDS	1.7	3.0	17.4	118.3
SW846 9060	mg/kg	TOC	4590	14300	24200	68.3
Folk 1994	% of dry volume	PERCENT SAND	94.2	90.4	86.8	4.1
Folk 1994	% of dry volume	PERCENT SILT	5.0	8.3	11.5	39.3
Folk 1994	% of dry volume	PERCENT CLAY	0.8	1.4	1.7	35.3
Folk 1995	% of dry volume	PERCENT MUD	5.8	9.7	13.2	38.7
Coulter 1994	um	MEAN	292.0	275.0	298.0	4.1
Coulter 1994	um	MEDIAN	341.0	328.0	357.0	4.2
Coulter 1994	um	MODE	356.0	324.0	2380.0	115.5
Coulter 1994	um	STDDEV	2.61	3.54	4.58	27.6
Coulter 1994	-	SKEWNESS	-2.44	-1.59	-1.20	36.4
Coulter 1994	-	KURTOSIS	8.36	3.70	1.54	76.9
Coulter 1994	% of tot. sed. vol.	VOL% 0-0.49 um	ND	ND	ND	NA
Coulter 1994	% of tot. sed. vol.	VOL% 0.49-0.69 um	ND	ND	ND	NA
Coulter 1994	% of tot. sed. vol.	VOL% 0.69-0.98 um	ND	ND	ND	NA
Coulter 1994	% of tot. sed. vol.	VOL% 0.98-1.38 um	ND	ND	ND	NA
Coulter 1994	% of tot. sed. vol.	VOL% 1.38-1.95 um	ND	0.2	0.3	91.7
Coulter 1994	% of tot. sed. vol.	VOL% 1.95-2.76 um	0.2	0.4	0.5	41.7
Coulter 1994	% of tot. sed. vol.	VOL% 2.76-3.91 um	0.3	0.5	0.7	40.0
Coulter 1994	% of tot. sed. vol.	VOL% 3.91-5.52 um	0.4	0.7	0.9	37.7
Coulter 1994	% of tot. sed. vol.	VOL% 5.52-7.81 um	0.5	0.9	1.2	40.5
Coulter 1994	% of tot. sed. vol.	VOL% 7.81-11.0 um	0.6	1.1	1.5	42.3
Coulter 1994	% of tot. sed. vol.	VOL% 11.0-15.6 um	0.7	1.2	1.7	41.7
Coulter 1994	% of tot. sed. vol.	VOL% 15.6-22.1 um	0.8	1.2	1.7	36.6
Coulter 1994	% of tot. sed. vol.	VOL% 22.1-31.0 um	0.7	1.1	1.5	36.4
Coulter 1994	% of tot. sed. vol.	VOL% 31.0-44.0 um	0.6	1.0	1.5	43.6
Coulter 1994	% of tot. sed. vol.	VOL% 44.0-62.5 um	0.6	1.0	1.5	43.6
Coulter 1994	% of tot. sed. vol.	VOL% 62.5-88.0 um	0.8	1.3	1.7	35.6
Coulter 1994	% of tot. sed. vol.	VOL% 88.0-125 um	1.8	2.5	2.7	20.3
Coulter 1994	% of tot. sed. vol.	VOL% 125-177 um	5.5	6.3	5.6	7.5
Coulter 1994	% of tot. sed. vol.	VOL% 177-250 um	13.7	13.9	10.6	14.5
Coulter 1994	% of tot. sed. vol.	VOL% 250-350 um	24.7	20.6	15.2	23.6
Coulter 1994	% of tot. sed. vol.	VOL% 350-500 um	26.7	20.3	15.1	28.1
Coulter 1994	% of tot. sed. vol.	VOL% 500-710 um	12.7	10.5	8.4	20.4
Coulter 1994	% of tot. sed. vol.	VOL% 710-1000 um	5.2	4.7	5.5	7.9
Coulter 1994	% of tot. sed. vol.	VOL% 1000-1410 um	2.5	3.8	7.0	52.2
Coulter 1994	% of tot. sed. vol.	VOL% 1410-2000 um	0.2	3.9	9.2	102.0
Coulter 1994	% of tot. sed. vol.	VOL% 2000-2830 um	0.4	2.6	5.7	91.8

DETAILED ASSESSMENT SITES
ANCILLARY MEASUREMENTS - SEDIMENT
FIELD DATA - PRECISION

		SITE_ID	MONC	MONC	MONC	
		FIELD _ID	MONC	MONC	MONC	
		BOS_ID	Y5717	Y5718	Y5719	
		BATCH_ID	980026	980026	980026	**RSD**
		MATRIX	Sediment	Sediment	Sediment	**(%)**
ANAL_MET	**UNIT**	**PARAMETER**				
SM17 2540G	% of wet weight	PERCENT MOISTURE	88.8	89.6	89.9	0.6
SM17 2540G	% of wet weight	TOTAL SOLIDS	11.2	10.4	10.1	5.4
SM17 2540G	% of dry weight	TOTAL VOLATILE SOLIDS	28.9	30.7	29.0	3.4
SW846 9060	mg/kg	TOC	171000	184000	175000	3.8
Folk 1994	% of dry volume	PERCENT SAND	32.7	35.2	35.5	4.5
Folk 1994	% of dry volume	PERCENT SILT	65.3	63.1	62.7	2.2
Folk 1994	% of dry volume	PERCENT CLAY	2.0	1.7	1.8	8.3
Folk 1995	% of dry volume	PERCENT MUD	67.3	64.8	64.5	2.3
Coulter 1994	um	MEAN	39.3	41.5	42.4	3.9
Coulter 1994	um	MEDIAN	42.6	46.5	46.2	4.8
Coulter 1994	um	MODE	55.1	60.5	60.5	5.3
Coulter 1994	um	STDDEV	2.78	2.58	2.81	4.6
Coulter 1994	-	SKEWNESS	-0.37	-0.68	-0.12	71.9
Coulter 1994	-	KURTOSIS	1.19	1.41	2.24	34.3
Coulter 1994	% of tot. sed. vol.	VOL% 0-0.49 um	ND	ND	ND	NA
Coulter 1994	% of tot. sed. vol.	VOL% 0.49-0.69 um	ND	ND	ND	NA
Coulter 1994	% of tot. sed. vol.	VOL% 0.69-0.98 um	0.2	ND	ND	173.2
Coulter 1994	% of tot. sed. vol.	VOL% 0.98-1.38 um	0.2	ND	0.2	86.6
Coulter 1994	% of tot. sed. vol.	VOL% 1.38-1.95 um	0.3	0.2	0.2	24.7
Coulter 1994	% of tot. sed. vol.	VOL% 1.95-2.76 um	0.4	0.3	0.4	15.7
Coulter 1994	% of tot. sed. vol.	VOL% 2.76-3.91 um	0.8	0.6	0.7	14.3
Coulter 1994	% of tot. sed. vol.	VOL% 3.91-5.52 um	1.5	1.2	1.3	11.5
Coulter 1994	% of tot. sed. vol.	VOL% 5.52-7.81 um	2.6	2.2	2.3	8.8
Coulter 1994	% of tot. sed. vol.	VOL% 7.81-11.0 um	4.1	3.5	3.6	8.6
Coulter 1994	% of tot. sed. vol.	VOL% 11.0-15.6 um	6.4	5.5	5.7	8.1
Coulter 1994	% of tot. sed. vol.	VOL% 15.6-22.1 um	9.2	8.2	8.3	6.4
Coulter 1994	% of tot. sed. vol.	VOL% 22.1-31.0 um	11.5	10.8	10.8	3.7
Coulter 1994	% of tot. sed. vol.	VOL% 31.0-44.0 um	14.2	14.4	14.0	1.4
Coulter 1994	% of tot. sed. vol.	VOL% 44.0-62.5 um	15.9	17.3	16.6	4.2
Coulter 1994	% of tot. sed. vol.	VOL% 62.5-88.0 um	14.0	16.0	15.3	6.7
Coulter 1994	% of tot. sed. vol.	VOL% 88.0-125 um	9.0	10.5	10.0	7.8
Coulter 1994	% of tot. sed. vol.	VOL% 125-177 um	4.2	4.7	4.7	6.4
Coulter 1994	% of tot. sed. vol.	VOL% 177-250 um	2.1	1.9	2.3	9.5
Coulter 1994	% of tot. sed. vol.	VOL% 250-350 um	1.6	1.3	1.6	11.5
Coulter 1994	% of tot. sed. vol.	VOL% 350-500 um	1.0	0.7	0.8	18.3
Coulter 1994	% of tot. sed. vol.	VOL% 500-710 um	0.3	ND	ND	173.2
Coulter 1994	% of tot. sed. vol.	VOL% 710-1000 um	0.3	ND	ND	173.2
Coulter 1994	% of tot. sed. vol.	VOL% 1000-1410 um	ND	ND	ND	NA
Coulter 1994	% of tot. sed. vol.	VOL% 1410-2000 um	ND	ND	ND	NA
Coulter 1994	% of tot. sed. vol.	VOL% 2000-2830 um	ND	ND	0.8	173.2

DETAILED ASSESSMENT SITES
ANCILLARY MEASUREMENTS - SEDIMENT
FIELD DATA - PRECISION

		SITE_ID	SWEETC	SWEETC	SWEETC	
		FIELD _ID	SWEETC	SWEETC	SWEETC	
		BOS_ID	Y5594	Y5595	Y5596	
		BATCH_ID	980026	980026	980026	**RSD**
		MATRIX	Sediment	Sediment	Sediment	**(%)**
ANAL_MET	**UNIT**	**PARAMETER**				
SM17 2540G	% of wet weight	PERCENT MOISTURE	17.4	17.1	18.0	2.6
SM17 2540G	% of wet weight	TOTAL SOLIDS	82.6	82.9	82.0	0.6
SM17 2540G	% of dry weight	TOTAL VOLATILE SOLIDS	0.7	0.5	0.7	18.2
SW846 9060	mg/kg	TOC	1890	1550	2160	16.4
Folk 1994	% of dry volume	PERCENT SAND	98.4	98.1	98.1	0.2
Folk 1994	% of dry volume	PERCENT SILT	1.2	1.4	1.3	7.7
Folk 1994	% of dry volume	PERCENT CLAY	ND	0.6	0.6	86.6
Folk 1995	% of dry volume	PERCENT MUD	1.2	2.0	1.9	25.6
Coulter 1994	um	MEAN	407.0	454.0	563.0	16.9
Coulter 1994	um	MEDIAN	419.0	477.0	541.0	12.7
Coulter 1994	um	MODE	391.0	471.0	2380.0	104.2
Coulter 1994	um	STDDEV	1.99	2.11	2.45	10.9
Coulter 1994	-	SKEWNESS	-3.21	-3.69	-2.33	22.4
Coulter 1994	-	KURTOSIS	21.40	22.20	13.50	25.3
Coulter 1994	% of tot. sed. vol.	VOL% 0-0.49 um	ND	ND	ND	NA
Coulter 1994	% of tot. sed. vol.	VOL% 0.49-0.69 um	ND	ND	ND	NA
Coulter 1994	% of tot. sed. vol.	VOL% 0.69-0.98 um	ND	ND	ND	NA
Coulter 1994	% of tot. sed. vol.	VOL% 0.98-1.38 um	ND	ND	ND	NA
Coulter 1994	% of tot. sed. vol.	VOL% 1.38-1.95 um	ND	ND	ND	NA
Coulter 1994	% of tot. sed. vol.	VOL% 1.95-2.76 um	ND	ND	ND	NA
Coulter 1994	% of tot. sed. vol.	VOL% 2.76-3.91 um	ND	0.2	ND	173.2
Coulter 1994	% of tot. sed. vol.	VOL% 3.91-5.52 um	ND	0.2	ND	173.2
Coulter 1994	% of tot. sed. vol.	VOL% 5.52-7.81 um	ND	0.2	0.2	86.6
Coulter 1994	% of tot. sed. vol.	VOL% 7.81-11.0 um	ND	0.2	ND	173.2
Coulter 1994	% of tot. sed. vol.	VOL% 11.0-15.6 um	ND	0.2	ND	173.2
Coulter 1994	% of tot. sed. vol.	VOL% 15.6-22.1 um	ND	ND	ND	NA
Coulter 1994	% of tot. sed. vol.	VOL% 22.1-31.0 um	ND	ND	ND	NA
Coulter 1994	% of tot. sed. vol.	VOL% 31.0-44.0 um	ND	ND	ND	NA
Coulter 1994	% of tot. sed. vol.	VOL% 44.0-62.5 um	ND	ND	ND	NA
Coulter 1994	% of tot. sed. vol.	VOL% 62.5-88.0 um	ND	ND	ND	NA
Coulter 1994	% of tot. sed. vol.	VOL% 88.0-125 um	0.5	0.3	0.2	45.8
Coulter 1994	% of tot. sed. vol.	VOL% 125-177 um	1.3	0.8	0.7	34.4
Coulter 1994	% of tot. sed. vol.	VOL% 177-250 um	6.7	3.9	2.8	45.0
Coulter 1994	% of tot. sed. vol.	VOL% 250-350 um	22.4	15.8	11.8	32.1
Coulter 1994	% of tot. sed. vol.	VOL% 350-500 um	34.2	31.6	26.2	13.3
Coulter 1994	% of tot. sed. vol.	VOL% 500-710 um	21.2	26.2	24.7	10.7
Coulter 1994	% of tot. sed. vol.	VOL% 710-1000 um	8.3	13.3	14.2	26.6
Coulter 1994	% of tot. sed. vol.	VOL% 1000-1410 um	2.2	5.0	5.8	43.6
Coulter 1994	% of tot. sed. vol.	VOL% 1410-2000 um	ND	0.2	0.4	100.0
Coulter 1994	% of tot. sed. vol.	VOL% 2000-2830 um	1.4	0.8	11.3	131.0

Appendix I. Charts with Organic Contaminant Concentration Data

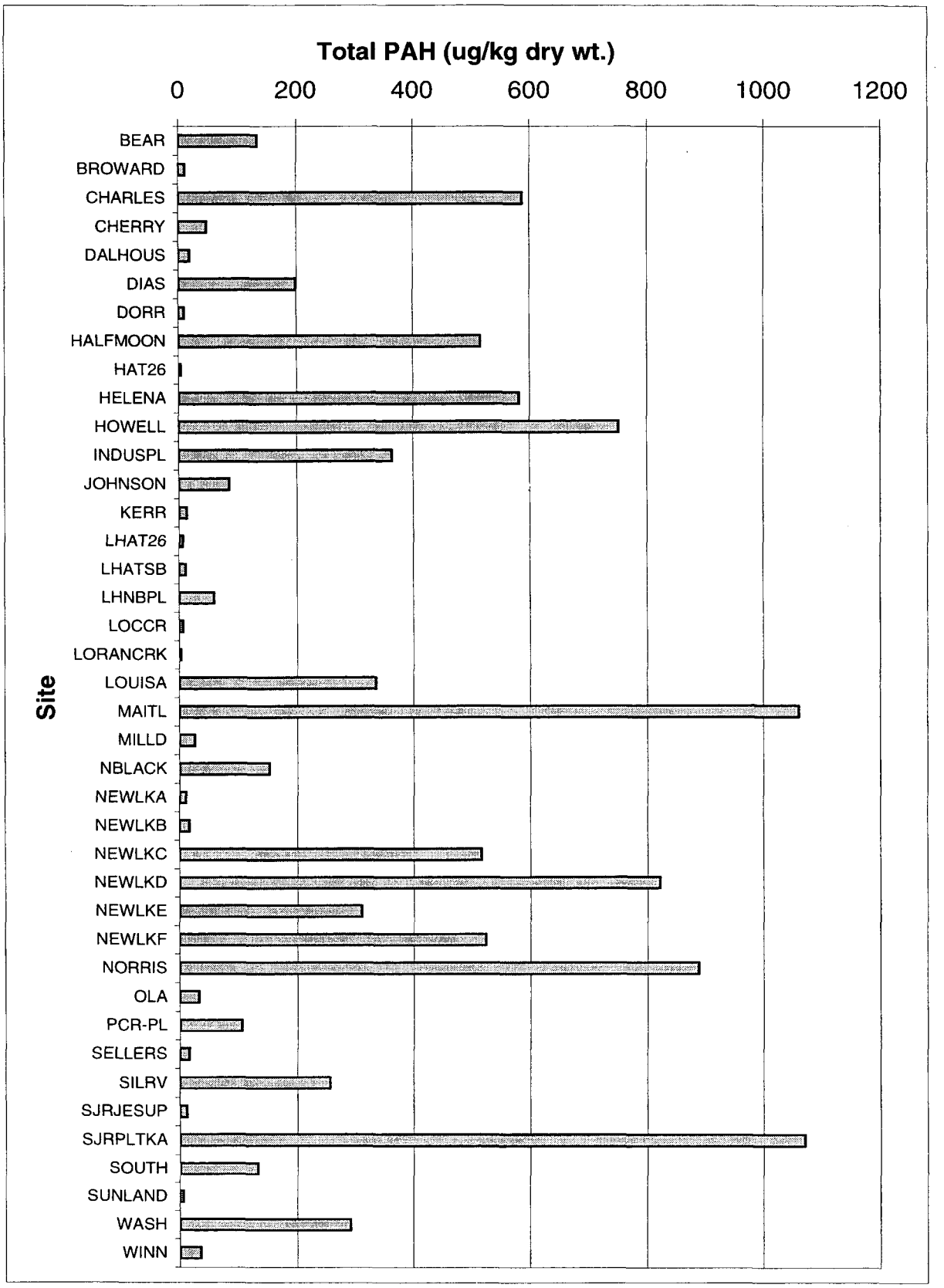
Total PAH (ug/kg dry wt.)
0
200
400
600
800
1000
1200
Site
BEAR
BROWARD
CHARLES
CHERRY
DALHOUS
DIAS
DORR
HALFMOON
HAT26
HELENA
HOWELL
INDUSPL
JOHNSON
KERR
LHAT26
LHATSB
LHNBPL
LOCCR
LORANCRK
LOUISA
MAITL
MILLD
NBLACK
NEWLKA
NEWLKB
NEWLKC
NEWLKD
NEWLKE
NEWLKF
NORRIS
OLA
PCR-PL
SELLERS
SILRV
SJRJESUP
SJRPLTKA
SOUTH
SUNLAND
WASH
WINN

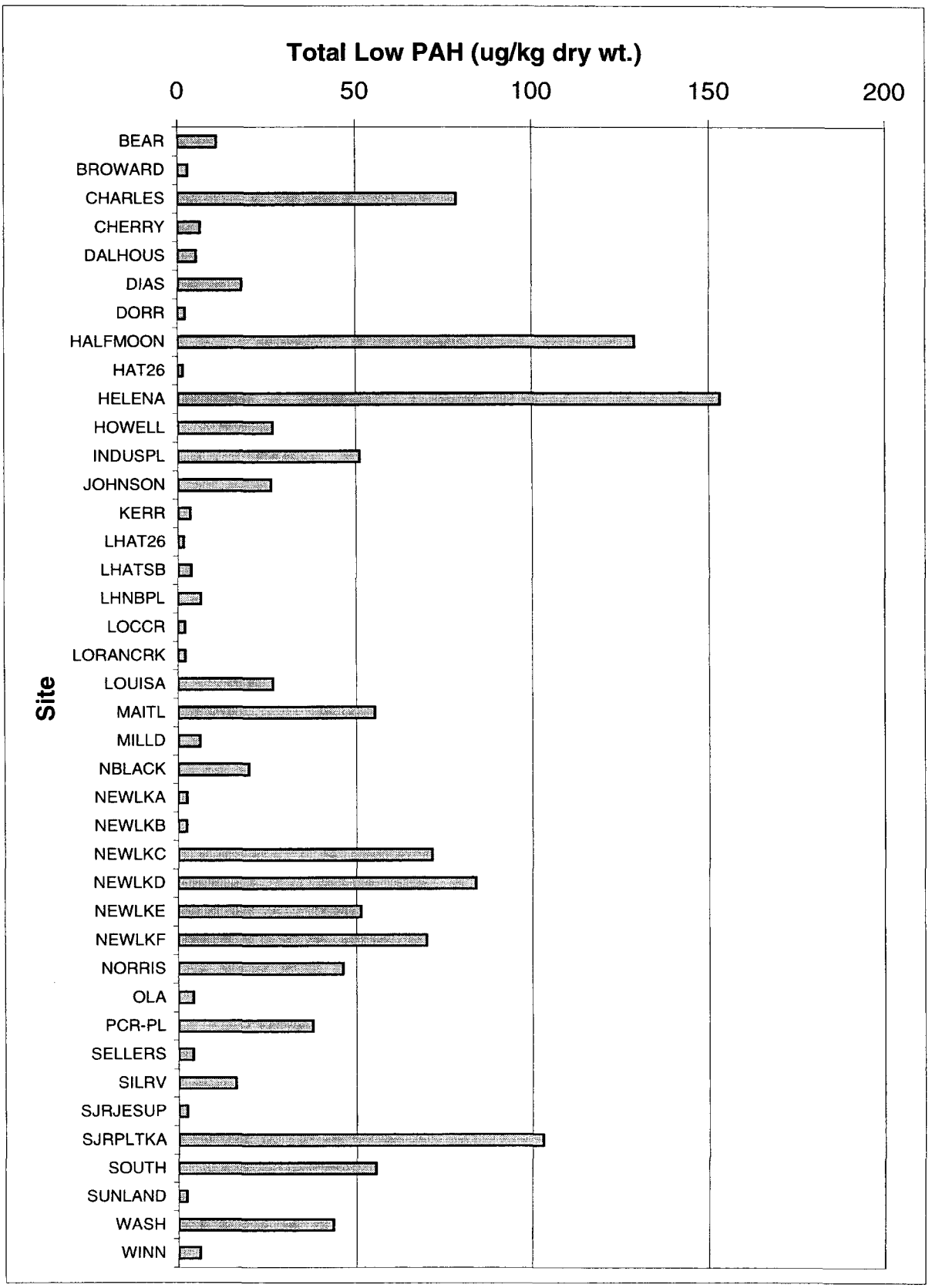
Total Low PAH (ug/kg dry wt.)
0
50
100
150
200
Site
BEAR
BROWARD
CHARLES
CHERRY
DALHOUS
DIAS
DORR
HALFMOON
HAT26
HELENA
HOWELL
INDUSPL
JOHNSON
KERR
LHAT26
LHATSB
LHNBPL
LOCCR
LORANCRK
LOUISA
MAITL
MILLD
NBLACK
NEWLKA
NEWLKB
NEWLKC
NEWLKD
NEWLKE
NEWLKF
NORRIS
OLA
PCR-PL
SELLERS
SILRV
SJRJESUP
SJRPLTKA
SOUTH
SUNLAND
WASH
WINN

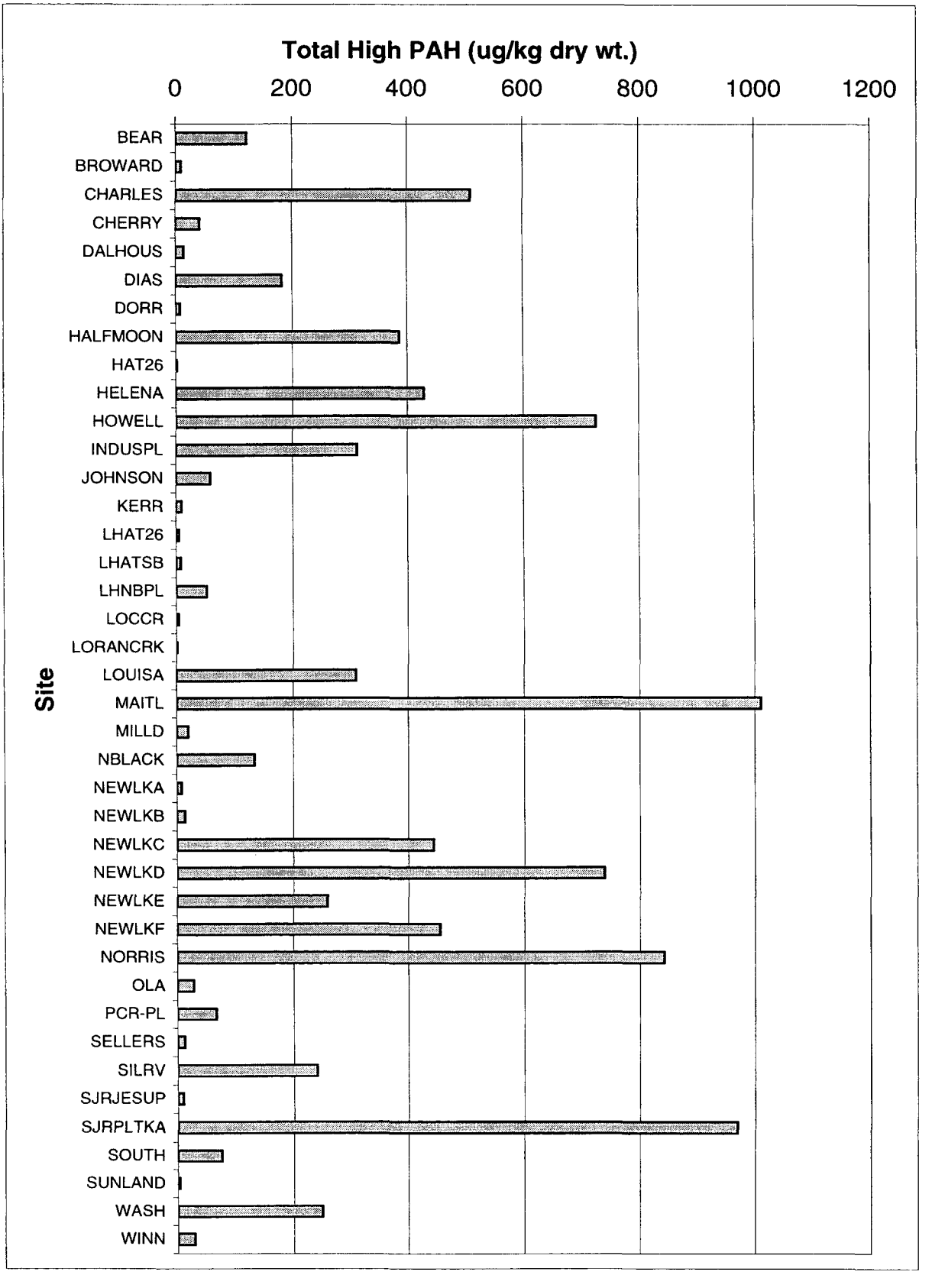
Total High PAH (ug/kg dry wt.)
0
200
400
600
800
1000
1200
Site
BEAR
BROWARD
CHARLES
CHERRY
DALHOUS
DIAS
DORR
HALFMOON
HAT26
HELENA
HOWELL
INDUSPL
JOHNSON
KERR
LHAT26
LHATSB
LHNBPL
LOCCR
LORANCRK
LOUISA
MAITL
MILLD
NBLACK
NEWLKA
NEWLKB
NEWLKC
NEWLKD
NEWLKE
NEWLKF
NORRIS
OLA
PCR-PL
SELLERS
SILRV
SJRJESUP
SJRPLTKA
SOUTH
SUNLAND
WASH
WINN

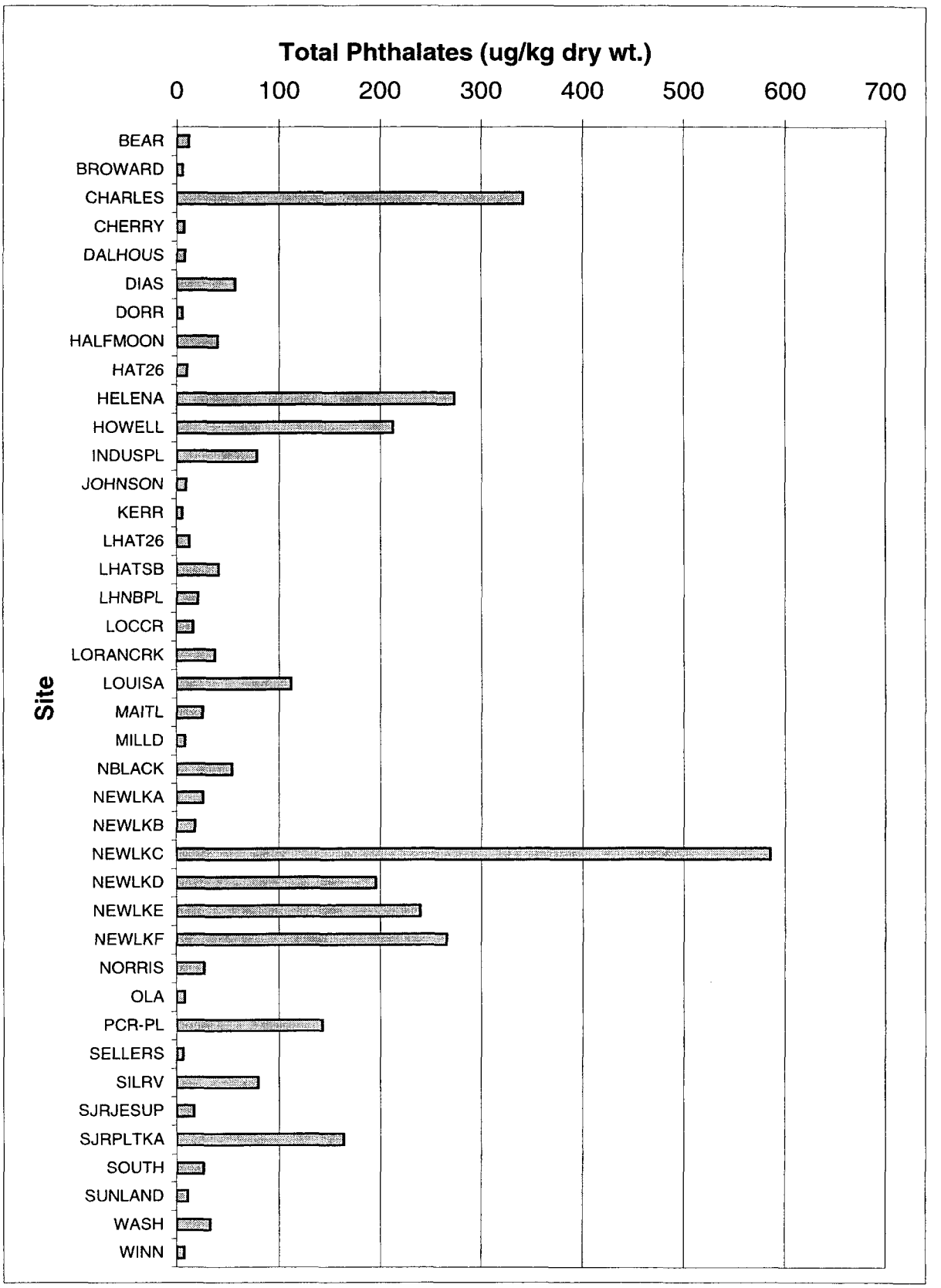
Total Phthalates (ug/kg dry wt.)
0
100
200
300
400
500
600
700
Site
BEAR
BROWARD
CHARLES
CHERRY
DALHOUS
DIAS
DORR
HALFMOON
HAT26
HELENA
HOWELL
INDUSPL
JOHNSON
KERR
LHAT26
LHATSB
LHNBPL
LOCCR
LORANCRK
LOUISA
MAITL
MILLD
NBLACK
NEWLKA
NEWLKB
NEWLKC
NEWLKD
NEWLKE
NEWLKF
NORRIS
OLA
PCR-PL
SELLERS
SILRV
SJRJESUP
SJRPLTKA
SOUTH
SUNLAND
WASH
WINN

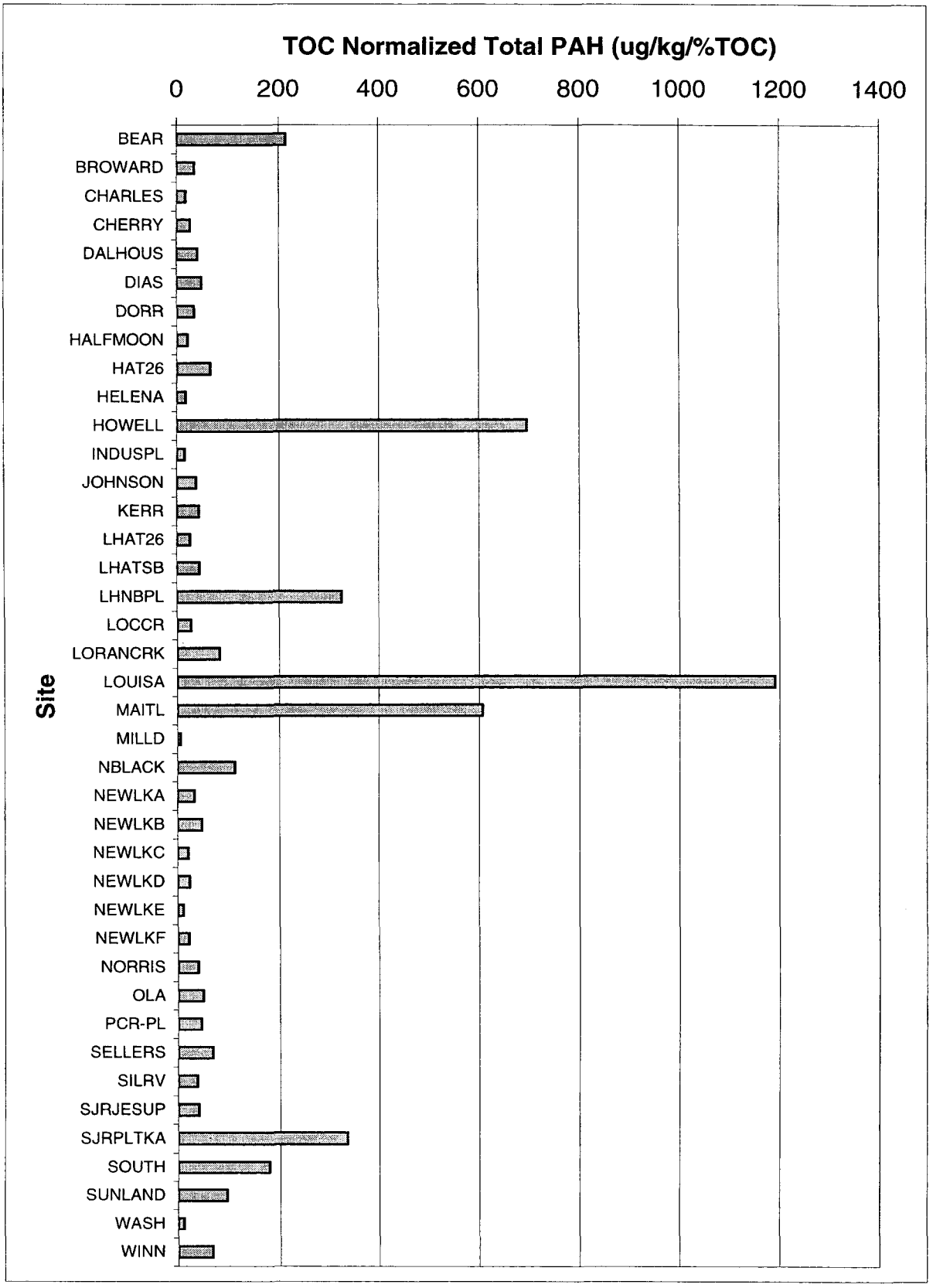
TOC Normalized Total PAH (ug/kg/%TOC)
0
200
400
600
800
1000
1200
1400
Site
BEAR
BROWARD
CHARLES
CHERRY
DALHOUS
DIAS
DORR
HALFMOON
HAT26
HELENA
HOWELL
INDUSPL
JOHNSON
KERR
LHAT26
LHATSB
LHNBPL
LOCCR
LORANCRK
LOUISA
MAITL
MILLD
NBLACK
NEWLKA
NEWLKB
NEWLKC
NEWLKD
NEWLKE
NEWLKF
NORRIS
OLA
PCR-PL
SELLERS
SILRV
SJRJESUP
SJRPLTKA
SOUTH
SUNLAND
WASH
WINN

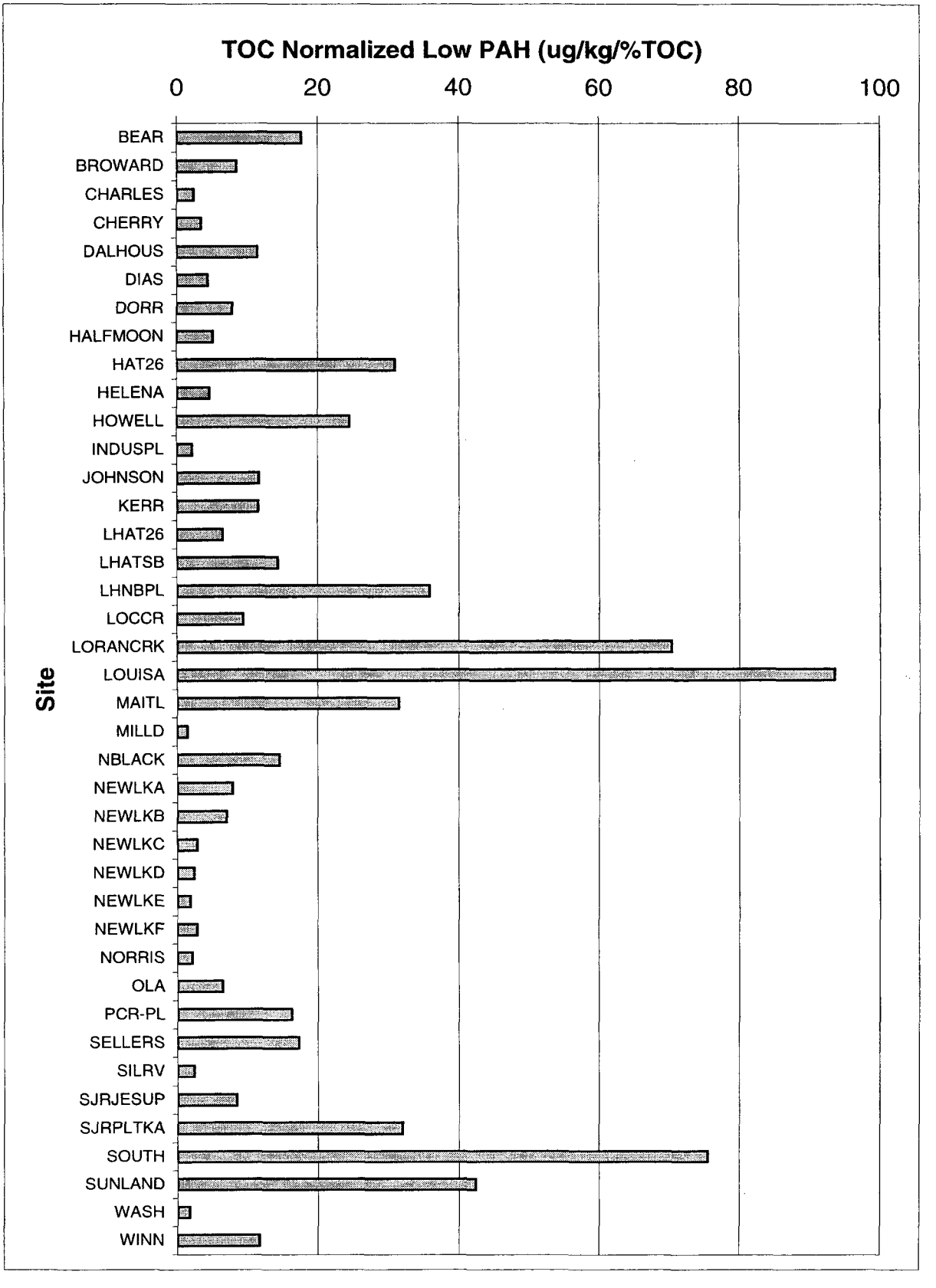
TOC Normalized Low PAH (ug/kg/%TOC)
0
20
40
60
80
100
Site
BEAR
BROWARD
CHARLES
CHERRY
DALHOUS
DIAS
DORR
HALFMOON
HAT26
HELENA
HOWELL
INDUSPL
JOHNSON
KERR
LHAT26
LHATSB
LHNBPL
LOCCR
LORANCRK
LOUISA
MAITL
MILLD
NBLACK
NEWLKA
NEWLKB
NEWLKC
NEWLKD
NEWLKE
NEWLKF
NORRIS
OLA
PCR-PL
SELLERS
SILRV
SJRJESUP
SJRPLTKA
SOUTH
SUNLAND
WASH
WINN

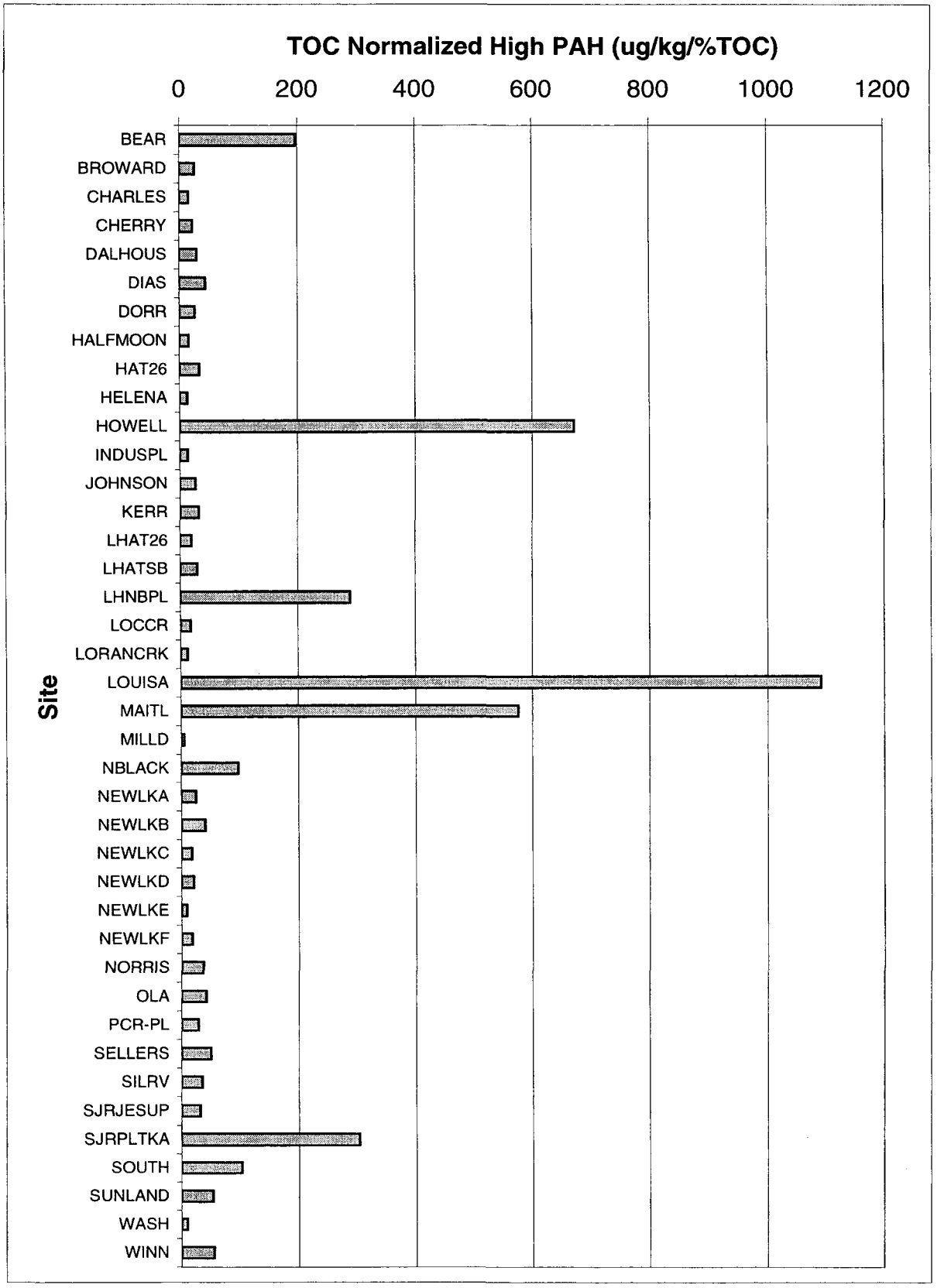
TOC Normalized High PAH (ug/kg/%TOC)
0
200
400
600
800
1000
1200
Site
BEAR
BROWARD
CHARLES
CHERRY
DALHOUS
DIAS
DORR
HALFMOON
HAT26
HELENA
HOWELL
INDUSPL
JOHNSON
KERR
LHAT26
LHATSB
LHNBPL
LOCCR
LORANCRK
LOUISA
MAITL
MILLD
NBLACK
NEWLKA
NEWLKB
NEWLKC
NEWLKD
NEWLKE
NEWLKF
NORRIS
OLA
PCR-PL
SELLERS
SILRV
SJRJESUP
SJRPLTKA
SOUTH
SUNLAND
WASH
WINN

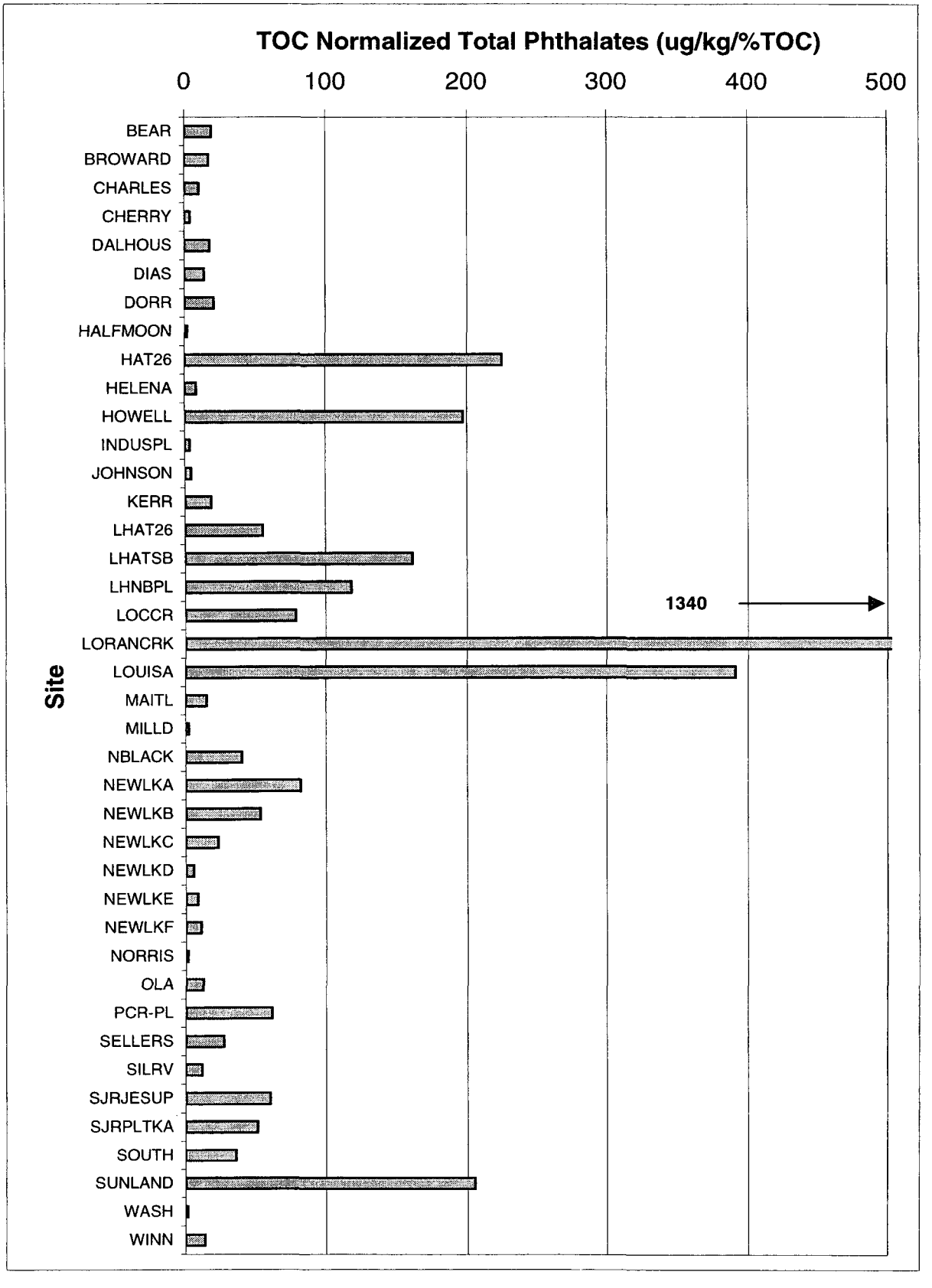
TOC Normalized Total Phthalates (ug/kg/%TOC)
0
100
200
300
400
500
Site
BEAR
BROWARD
CHARLES
CHERRY
DALHOUS
DIAS
DORR
HALFMOON
HAT26
HELENA
HOWELL
INDUSPL
JOHNSON
KERR
LHAT26
LHATSB
LHNBPL
LOCCR
LORANCRK
LOUISA
MAITL
MILLD
NBLACK
NEWLKA
NEWLKB
NEWLKC
NEWLKD
NEWLKE
NEWLKF
NORRIS
OLA
PCR-PL
SELLERS
SILRV
SJRJESUP
SJRPLTKA
SOUTH
SUNLAND
WASH
WINN
1340

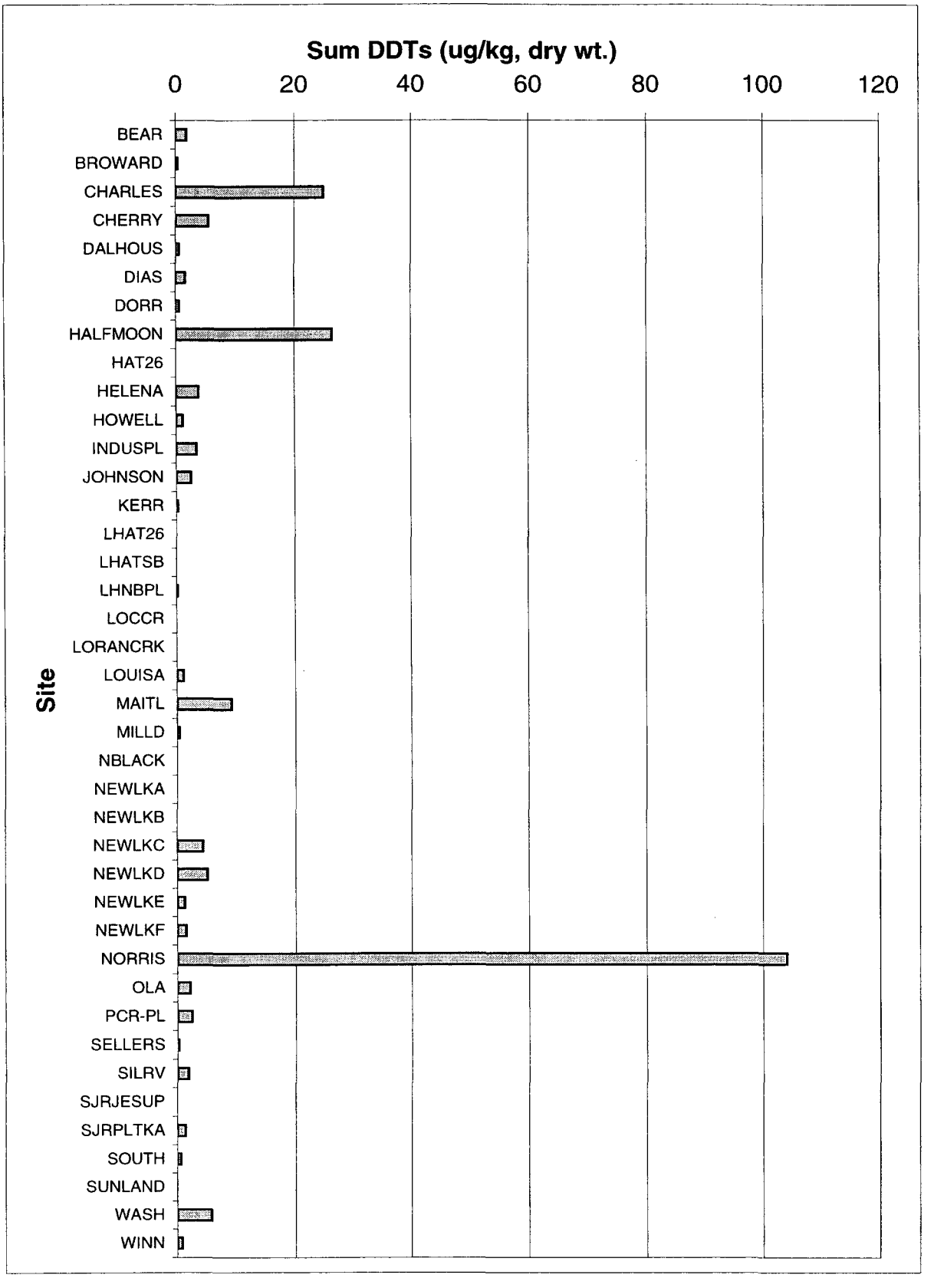
Sum DDTs (ug/kg, dry wt.)
0
20
40
60
80
100
120
Site
BEAR
BROWARD
CHARLES
CHERRY
DALHOUS
DIAS
DORR
HALFMOON
HAT26
HELENA
HOWELL
INDUSPL
JOHNSON
KERR
LHAT26
LHATSB
LHNBPL
LOCCR
LORANCRK
LOUISA
MAITL
MILLD
NBLACK
NEWLKA
NEWLKB
NEWLKC
NEWLKD
NEWLKE
NEWLKF
NORRIS
OLA
PCR-PL
SELLERS
SILRV
SJRJESUP
SJRPLTKA
SOUTH
SUNLAND
WASH
WINN

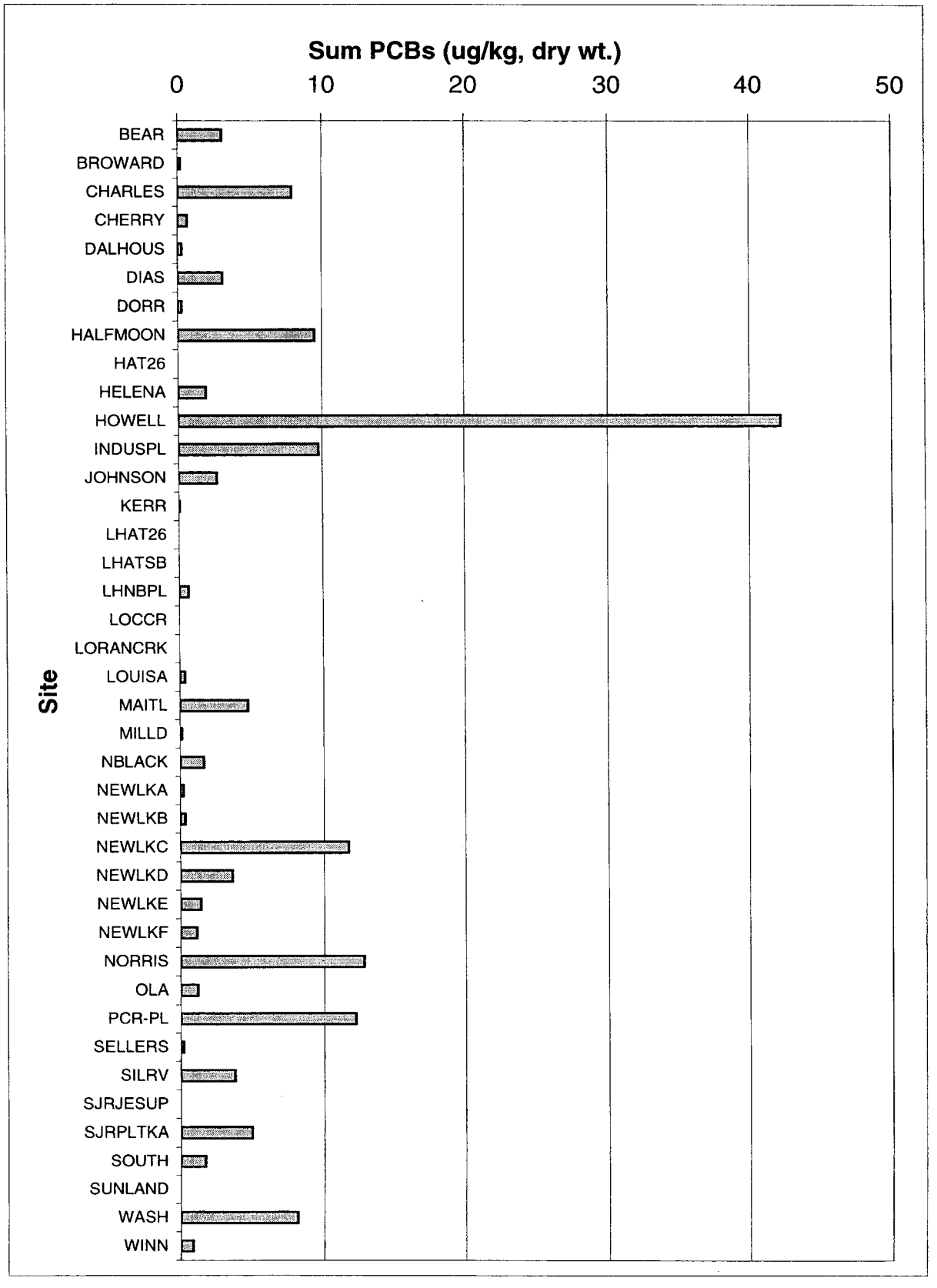
Sum PCBs (ug/kg, dry wt.)
0
10
20
30
40
50
Site
BEAR
BROWARD
CHARLES
CHERRY
DALHOUS
DIAS
DORR
HALFMOON
HAT26
HELENA
HOWELL
INDUSPL
JOHNSON
KERR
LHAT26
LHATSB
LHNBPL
LOCCR
LORANCRK
LOUISA
MAITL
MILLD
NBLACK
NEWLKA
NEWLKB
NEWLKC
NEWLKD
NEWLKE
NEWLKF
NORRIS
OLA
PCR-PL
SELLERS
SILRV
SJRJESUP
SJRPLTKA
SOUTH
SUNLAND
WASH
WINN


Sum BHCs (ug/kg, dry wt.)
0
0.2
0.4
0.6
0.8
1
Site
BEAR
BROWARD
CHARLES
CHERRY
DALHOUS
DIAS
DORR
HALFMOON
HAT26
HELENA
HOWELL
INDUSPL
JOHNSON
KERR
LHAT26
LHATSB
LHNBPL
LOCCR
LORANCRK
LOUISA
MAITL
MILLD
NBLACK
NEWLKA
NEWLKB
NEWLKC
NEWLKD
NEWLKE
NEWLKF
NORRIS
OLA
PCR-PL
SELLERS
SILRV
SJRJESUP
SJRPLTKA
SOUTH
SUNLAND
WASH
WINN

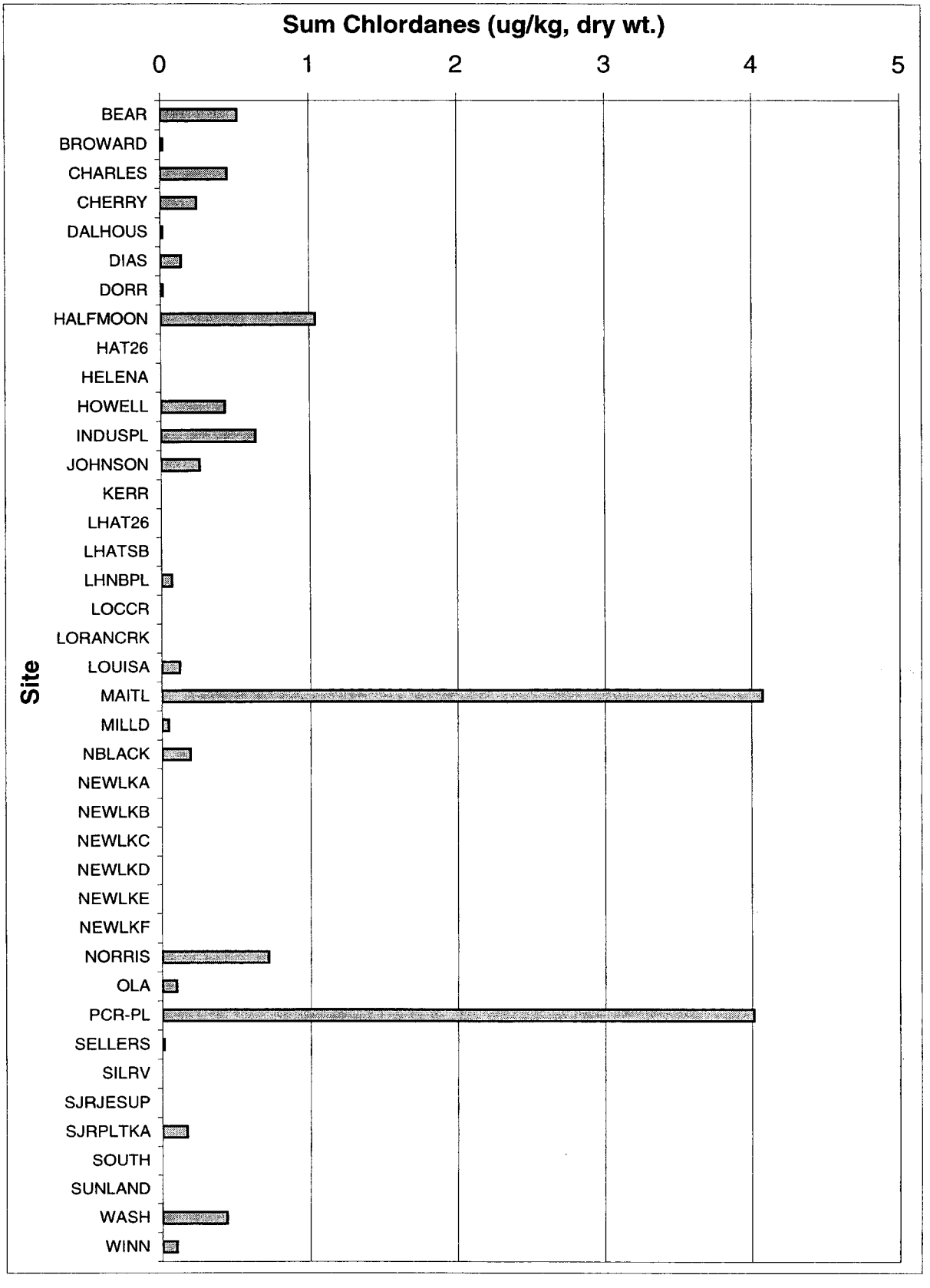
Sum Chlordanes (ug/kg, dry wt.)
0
1
2
3
4
5
Site
BEAR
BROWARD
CHARLES
CHERRY
DALHOUS
DIAS
DORR
HALFMOON
HAT26
HELENA
HOWELL
INDUSPL
JOHNSON
KERR
LHAT26
LHATSB
LHNBPL
LOCCR
LORANCRK
LOUISA
MAITL
MILLD
NBLACK
NEWLKA
NEWLKB
NEWLKC
NEWLKD
NEWLKE
NEWLKF
NORRIS
OLA
PCR-PL
SELLERS
SILRV
SJRJESUP
SJRPLTKA
SOUTH
SUNLAND
WASH
WINN

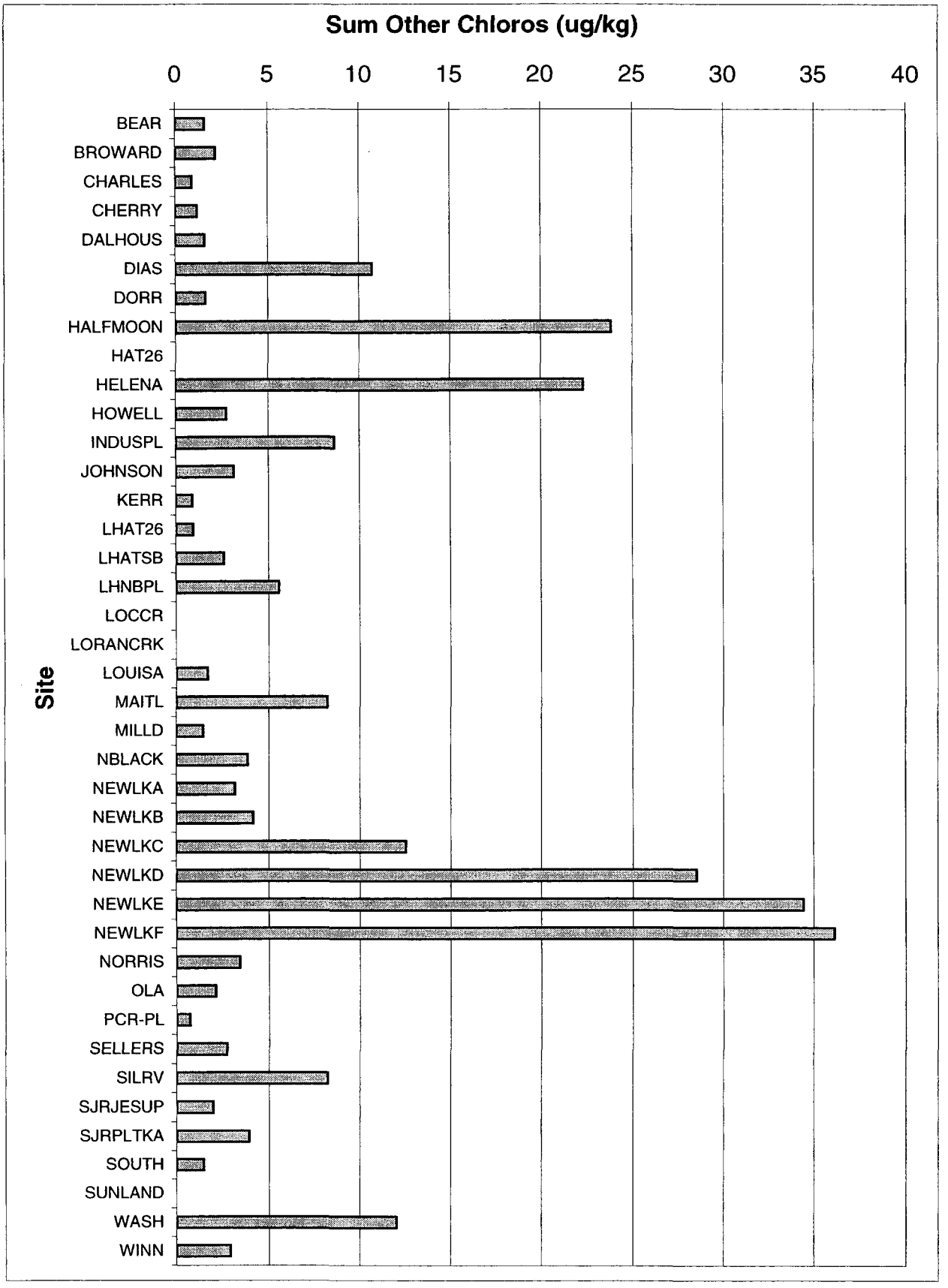
Sum Other Chloros (ug/kg)
0
5
10
15
20
25
30
35
40
Site
BEAR
BROWARD
CHARLES
CHERRY
DALHOUS
DIAS
DORR
HALFMOON
HAT26
HELENA
HOWELL
INDUSPL
JOHNSON
KERR
LHAT26
LHATSB
LHNBPL
LOCCR
LORANCRK
LOUISA
MAITL
MILLD
NBLACK
NEWLKA
NEWLKB
NEWLKC
NEWLKD
NEWLKE
NEWLKF
NORRIS
OLA
PCR-PL
SELLERS
SILRV
SJRJESUP
SJRPLTKA
SOUTH
SUNLAND
WASH
WINN

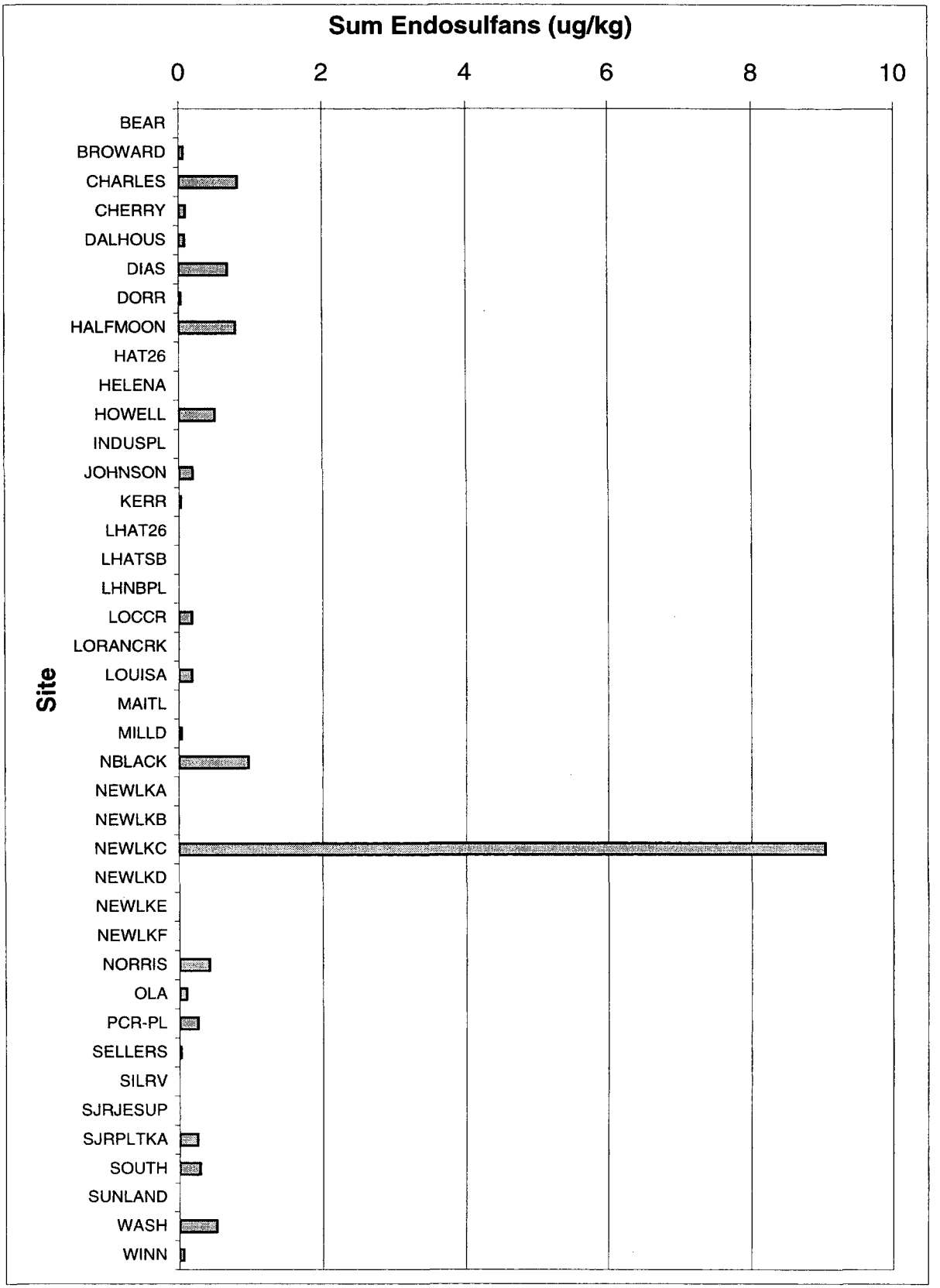
Sum Endosulfans (ug/kg)
0
2
4
6
8
10
Site
BEAR
BROWARD
CHARLES
CHERRY
DALHOUS
DIAS
DORR
HALFMOON
HAT26
HELENA
HOWELL
INDUSPL
JOHNSON
KERR
LHAT26
LHATSB
LHNBPL
LOCCR
LORANCRK
LOUISA
MAITL
MILLD
NBLACK
NEWLKA
NEWLKB
NEWLKC
NEWLKD
NEWLKE
NEWLKF
NORRIS
OLA
PCR-PL
SELLERS
SILRV
SJRJESUP
SJRPLTKA
SOUTH
SUNLAND
WASH
WINN

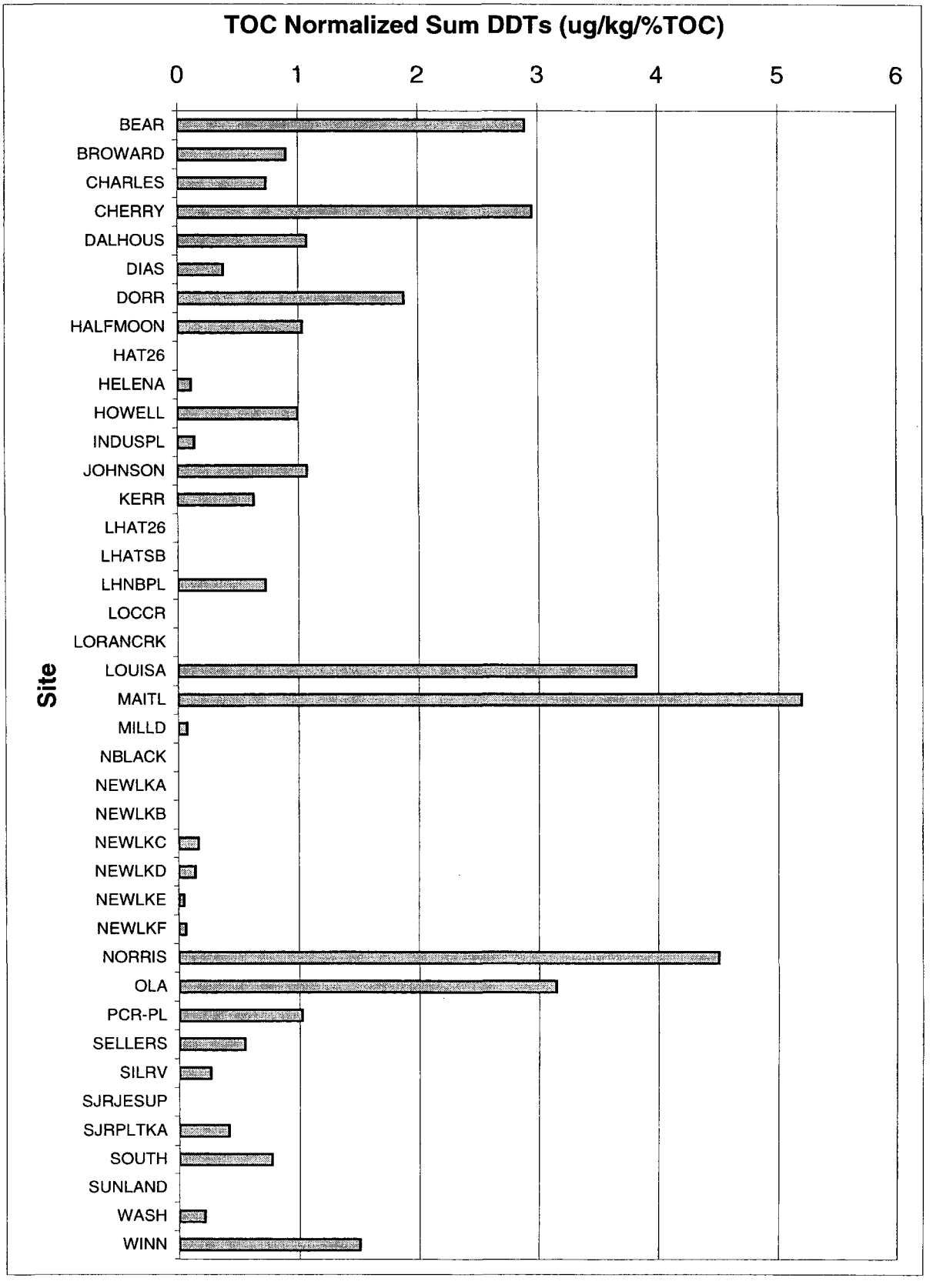
TOC Normalized Sum DDTs (ug/kg/%TOC)
0
1
2
3
4
5
6
Site
BEAR
BROWARD
CHARLES
CHERRY
DALHOUS
DIAS
DORR
HALFMOON
HAT26
HELENA
HOWELL
INDUSPL
JOHNSON
KERR
LHAT26
LHATSB
LHNBPL
LOCCR
LORANCRK
LOUISA
MAITL
MILLD
NBLACK
NEWLKA
NEWLKB
NEWLKC
NEWLKD
NEWLKE
NEWLKF
NORRIS
OLA
PCR-PL
SELLERS
SILRV
SJRJESUP
SJRPLTKA
SOUTH
SUNLAND
WASH
WINN

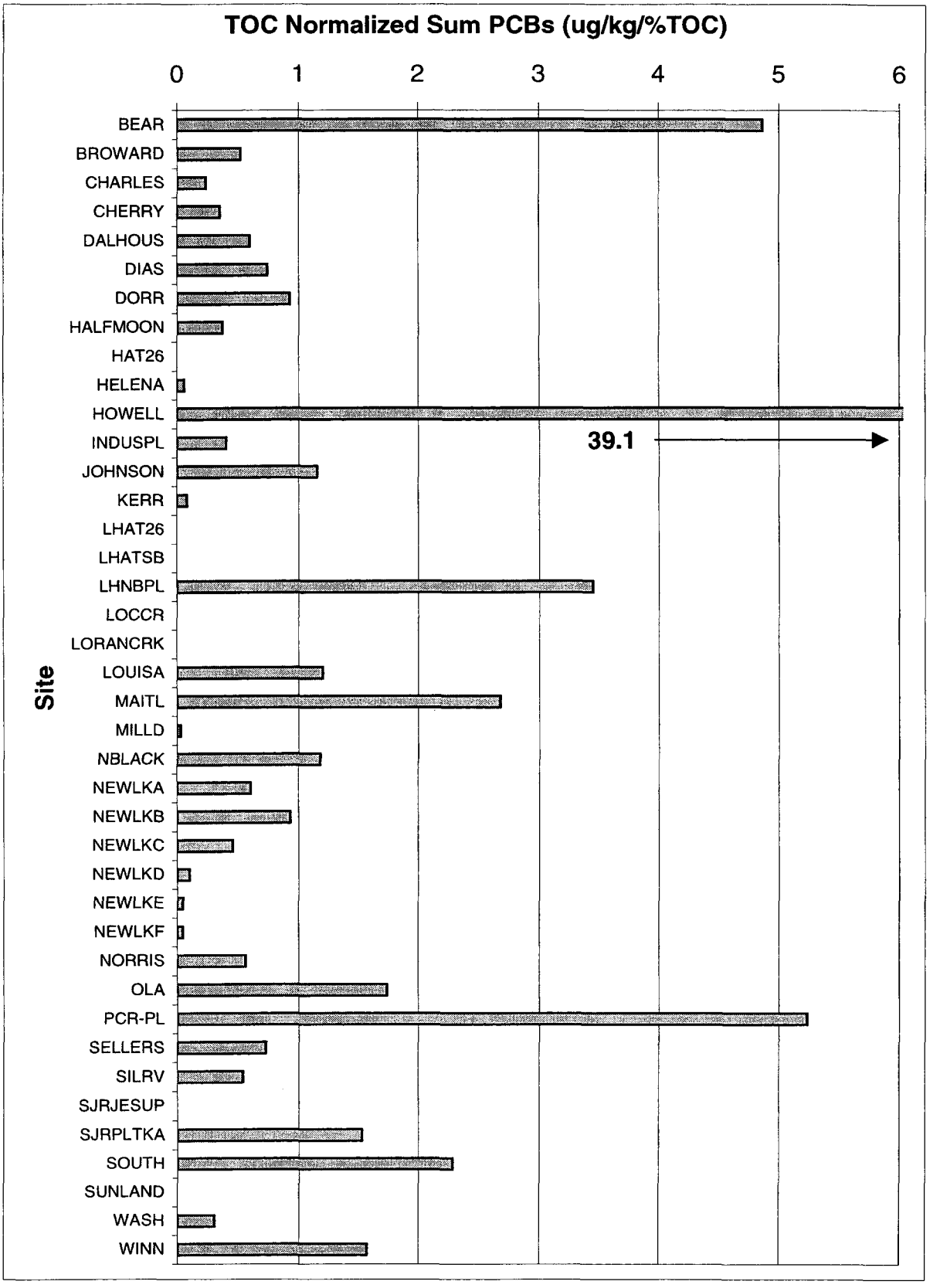
TOC Normalized Sum PCBs (ug/kg/%TOC)
0
1
2
3
4
5
6
Site
BEAR
BROWARD
CHARLES
CHERRY
DALHOUS
DIAS
DORR
HALFMOON
HAT26
HELENA
HOWELL
INDUSPL
JOHNSON
KERR
LHAT26
LHATSB
LHNBPL
LOCCR
LORANCRK
LOUISA
MAITL
MILLD
NBLACK
NEWLKA
NEWLKB
NEWLKC
NEWLKD
NEWLKE
NEWLKF
NORRIS
OLA
PCR-PL
SELLERS
SILRV
SJRJESUP
SJRPLTKA
SOUTH
SUNLAND
WASH
WINN
39.1


TOC Normalized Sum BHCs (ug/kg/%TOC)
0
0.1
0.2
0.3
0.4
Site
BEAR
BROWARD
CHARLES
CHERRY
DALHOUS
DIAS
DORR
HALFMOON
HAT26
HELENA
HOWELL
INDUSPL
JOHNSON
KERR
LHAT26
LHATSB
LHNBPL
LOCCR
LORANCRK
LOUISA
MAITL
MILLD
NBLACK
NEWLKA
NEWLKB
NEWLKC
NEWLKD
NEWLKE
NEWLKF
NORRIS
OLA
PCR-PL
SELLERS
SILRV
SJRJESUP
SJRPLTKA
SOUTH
SUNLAND
WASH
WINN

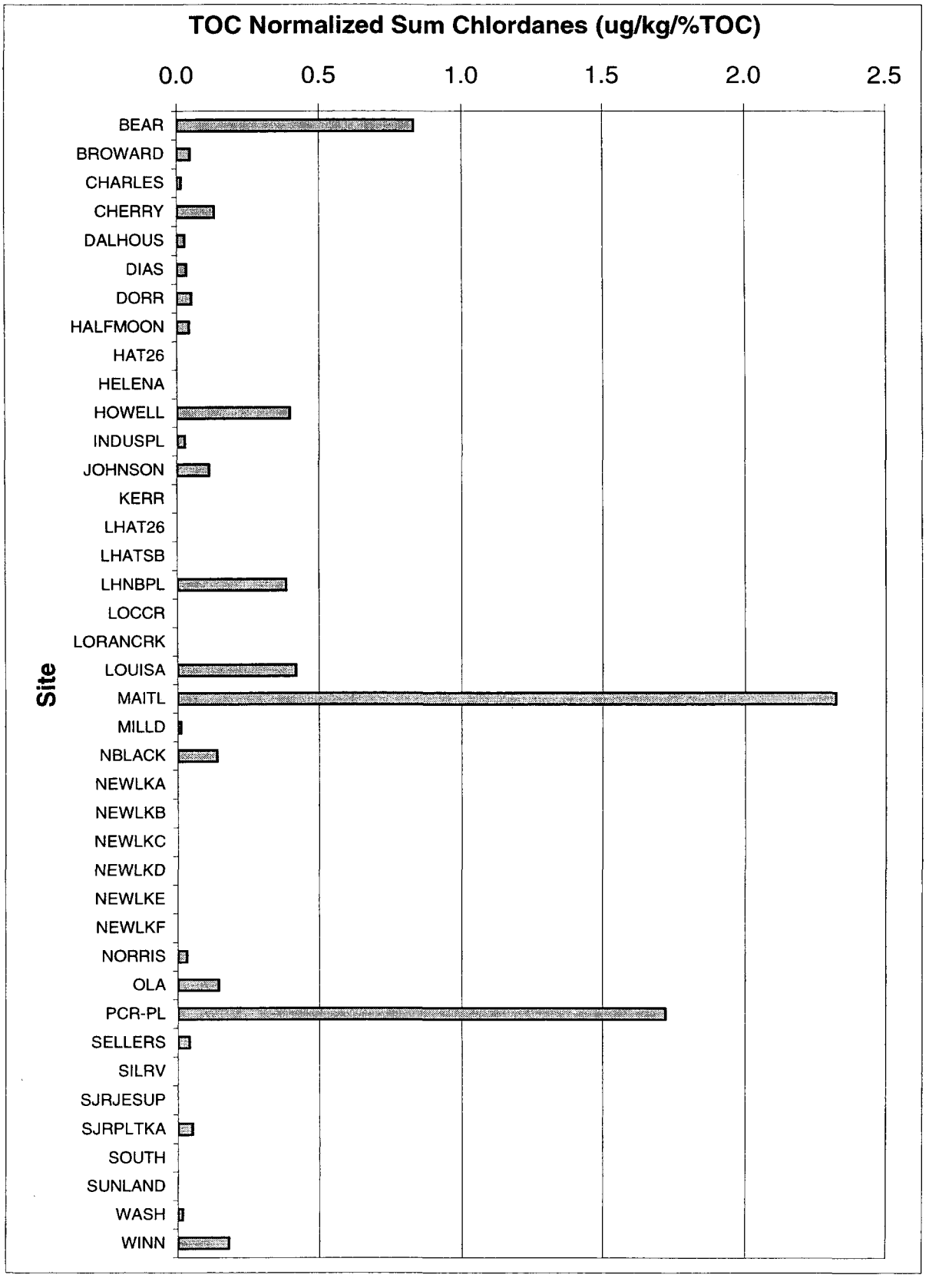
TOC Normalized Sum Chlordanes (ug/kg/%TOC)
0.0
0.5
1.0
1.5
2.0
2.5
Site
BEAR
BROWARD
CHARLES
CHERRY
DALHOUS
DIAS
DORR
HALFMOON
HAT26
HELENA
HOWELL
INDUSPL
JOHNSON
KERR
LHAT26
LHATSB
LHNBPL
LOCCR
LORANCRK
LOUISA
MAITL
MILLD
NBLACK
NEWLKA
NEWLKB
NEWLKC
NEWLKD
NEWLKE
NEWLKF
NORRIS
OLA
PCR-PL
SELLERS
SILRV
SJRJESUP
SJRPLTKA
SOUTH
SUNLAND
WASH
WINN

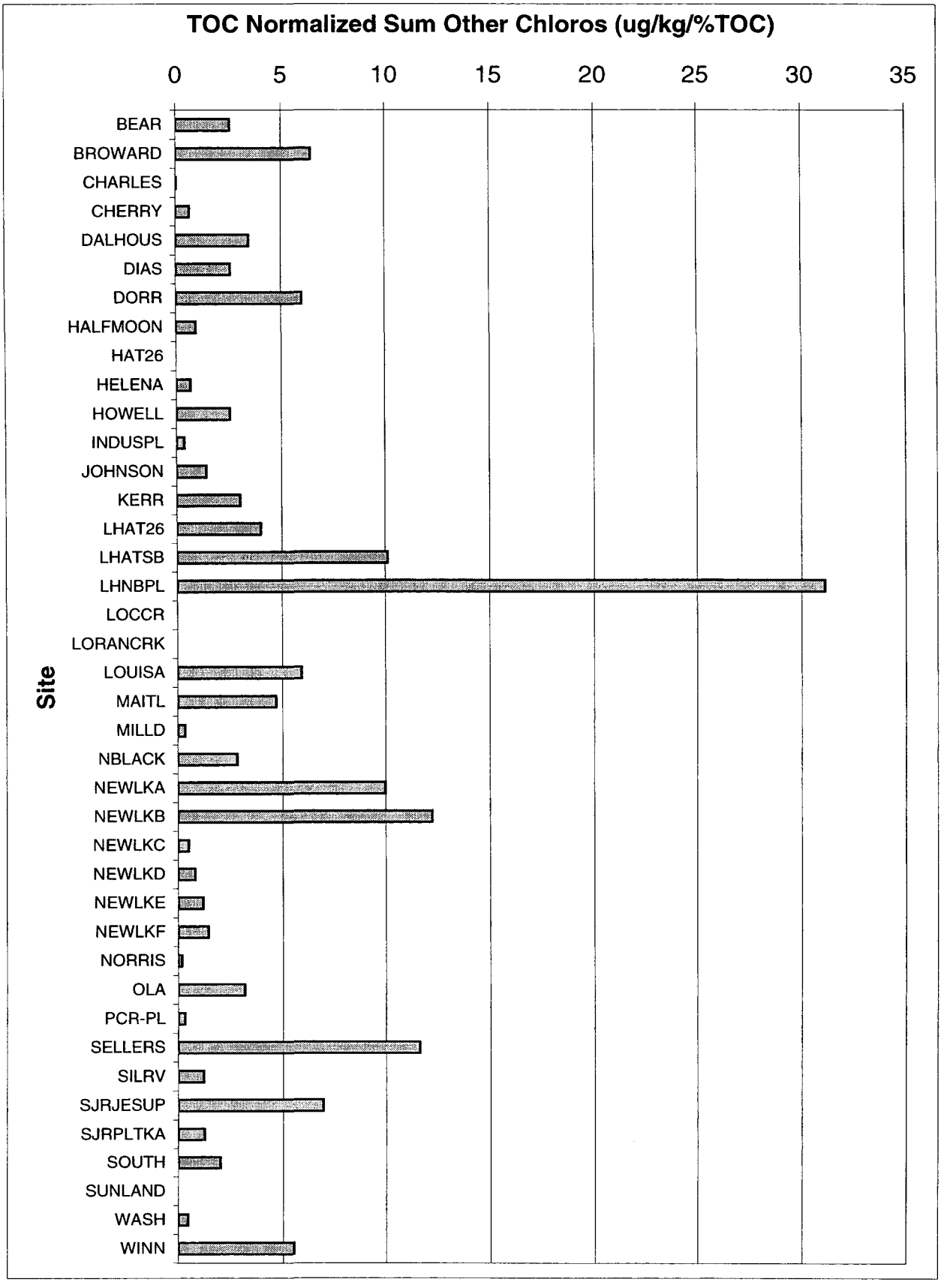
TOC Normalized Sum Other Chloros (ug/kg/%TOC)
0
5
10
15
20
25
30
35
Site
BEAR
BROWARD
CHARLES
CHERRY
DALHOUS
DIAS
DORR
HALFMOON
HAT26
HELENA
HOWELL
INDUSPL
JOHNSON
KERR
LHAT26
LHATSB
LHNBPL
LOCCR
LORANCRK
LOUISA
MAITL
MILLD
NBLACK
NEWLKA
NEWLKB
NEWLKC
NEWLKD
NEWLKE
NEWLKF
NORRIS
OLA
PCR-PL
SELLERS
SILRV
SJRJESUP
SJRPLTKA
SOUTH
SUNLAND
WASH
WINN

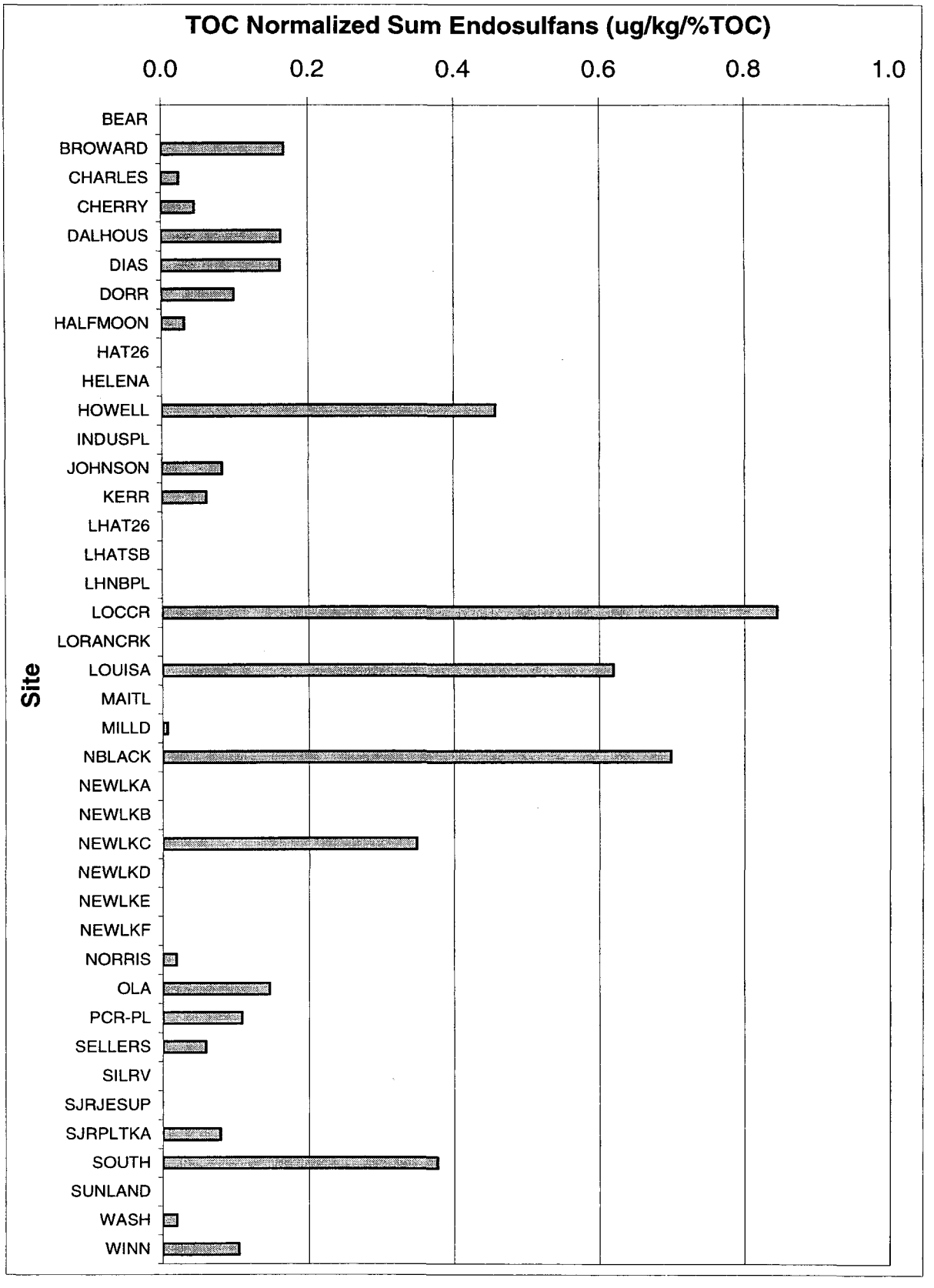
TOC Normalized Sum Endosulfans (ug/kg/%TOC)
0.0
0.2
0.4
0.6
0.8
1.0
Site
BEAR
BROWARD
CHARLES
CHERRY
DALHOUS
DIAS
DORR
HALFMOON
HAT26
HELENA
HOWELL
INDUSPL
JOHNSON
KERR
LHAT26
LHATSB
LHNBPL
LOCCR
LORANCRK
LOUISA
MAITL
MILLD
NBLACK
NEWLKA
NEWLKB
NEWLKC
NEWLKD
NEWLKE
NEWLKF
NORRIS
OLA
PCR-PL
SELLERS
SILRV
SJRJESUP
SJRPLTKA
SOUTH
SUNLAND
WASH
WINN

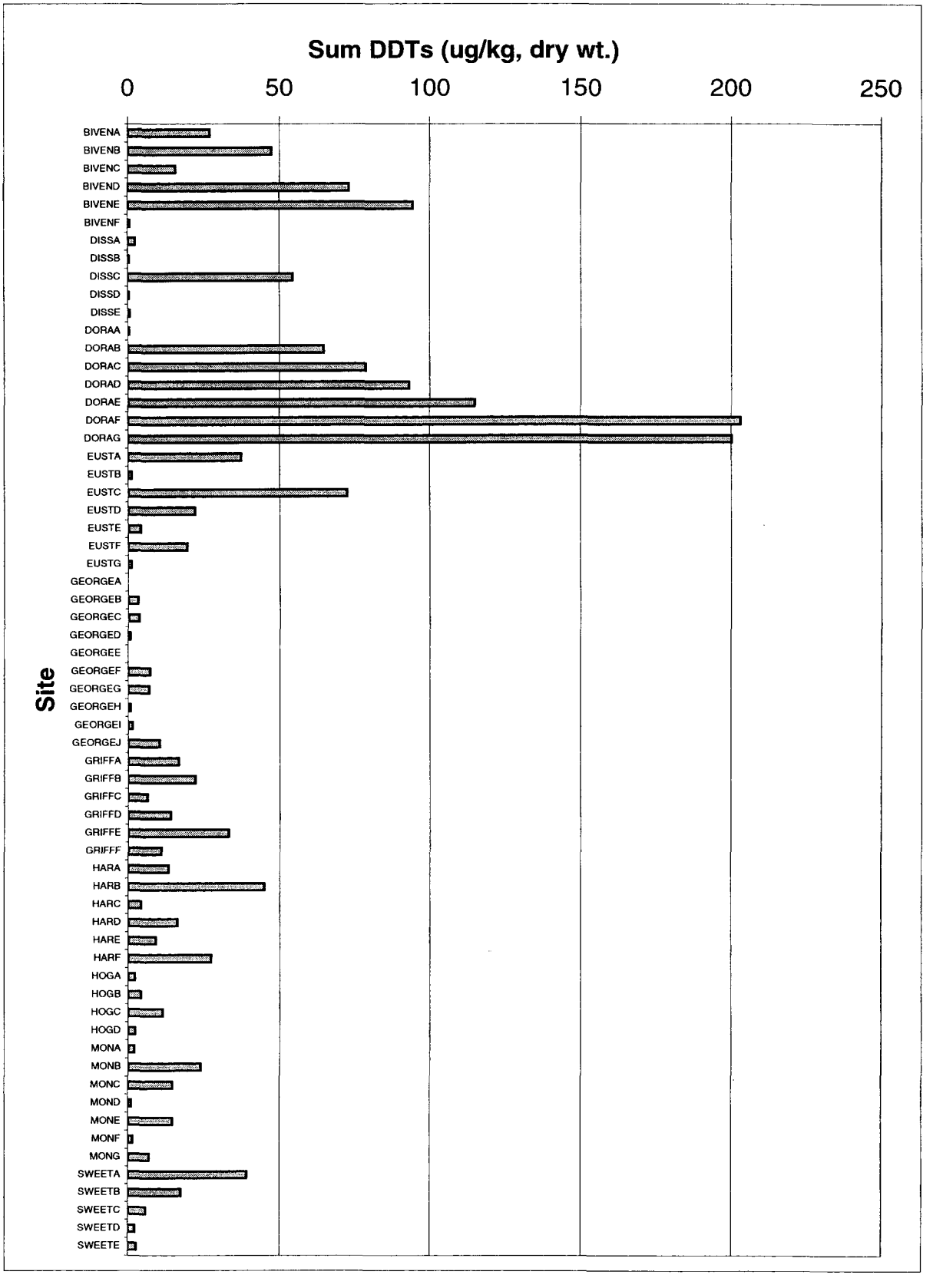
Sum DDTs (ug/kg, dry wt.)
0
50
100
150
200
250
Site
BIVENA
BIVENB
BIVENC
BIVEND
BIVENE
BIVENF
DISSA
DISSB
DISSC
DISSD
DISSE
DORAA
DORAB
DORAC
DORAD
DORAE
DORAF
DORAG
EUSTA
EUSTB
EUSTC
EUSTD
EUSTE
EUSTF
EUSTG
GEORGEA
GEORGEB
GEORGEC
GEORGED
GEORGEE
GEORGEF
GEORGEG
GEORGEH
GEORGEI
GEORGEJ
GRIFFA
GRIFFB
GRIFFC
GRIFFD
GRIFFE
GRIFFF
HARA
HARB
HARC
HARD
HARE
HARF
HOGA
HOGB
HOGC
HOGD
MONA
MONB
MONC
MOND
MONE
MONF
MONG
SWEETA
SWEETB
SWEETC
SWEETD
SWEETE

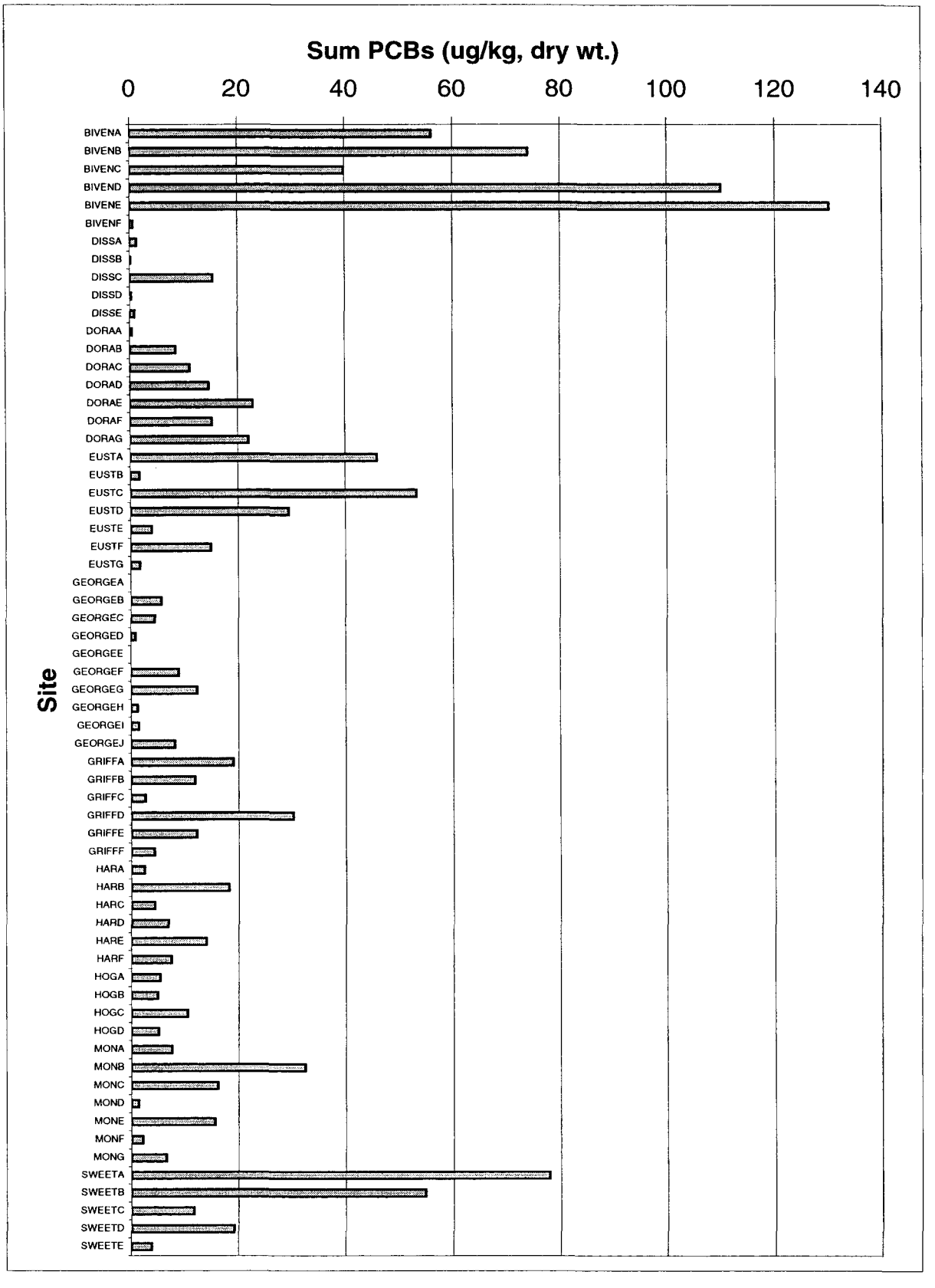
Sum PCBs (ug/kg, dry wt.)
0
20
40
60
80
100
120
140
Site
BIVENA
BIVENB
BIVENC
BIVEND
BIVENE
BIVENF
DISSA
DISSB
DISSC
DISSD
DISSE
DORAA
DORAB
DORAC
DORAD
DORAE
DORAF
DORAG
EUSTA
EUSTB
EUSTC
EUSTD
EUSTE
EUSTF
EUSTG
GEORGEA
GEORGEB
GEORGEC
GEORGED
GEORGEE
GEORGEF
GEORGEG
GEORGEH
GEORGEI
GEORGEJ
GRIFFA
GRIFFB
GRIFFC
GRIFFD
GRIFFE
GRIFFF
HARA
HARB
HARC
HARD
HARE
HARF
HOGA
HOGB
HOGC
HOGD
MONA
MONB
MONC
MOND
MONE
MONF
MONG
SWEETA
SWEETB
SWEETC
SWEETD
SWEETE

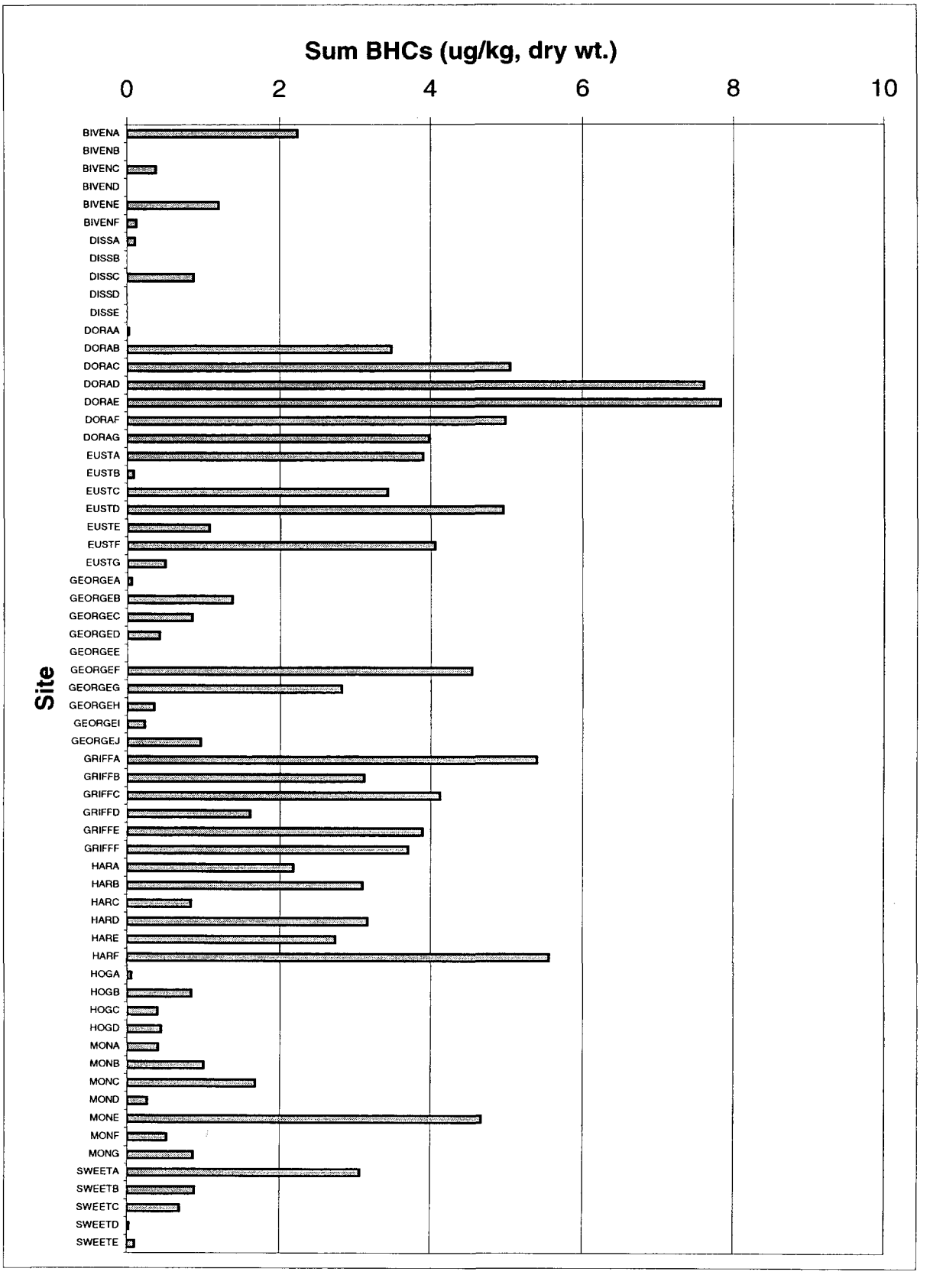
Sum BHCs (ug/kg, dry wt.)
0
2
4
6
8
10
Site
BIVENA
BIVENB
BIVENC
BIVEND
BIVENE
BIVENF
DISSA
DISSB
DISSC
DISSD
DISSE
DORAA
DORAB
DORAC
DORAD
DORAE
DORAF
DORAG
EUSTA
EUSTB
EUSTC
EUSTD
EUSTE
EUSTF
EUSTG
GEORGEA
GEORGEB
GEORGEC
GEORGED
GEORGEE
GEORGEF
GEORGEG
GEORGEH
GEORGEI
GEORGEJ
GRIFFA
GRIFFB
GRIFFC
GRIFFD
GRIFFE
GRIFFF
HARA
HARB
HARC
HARD
HARE
HARF
HOGA
HOGB
HOGC
HOGD
MONA
MONB
MONC
MOND
MONE
MONF
MONG
SWEETA
SWEETB
SWEETC
SWEETD
SWEETE

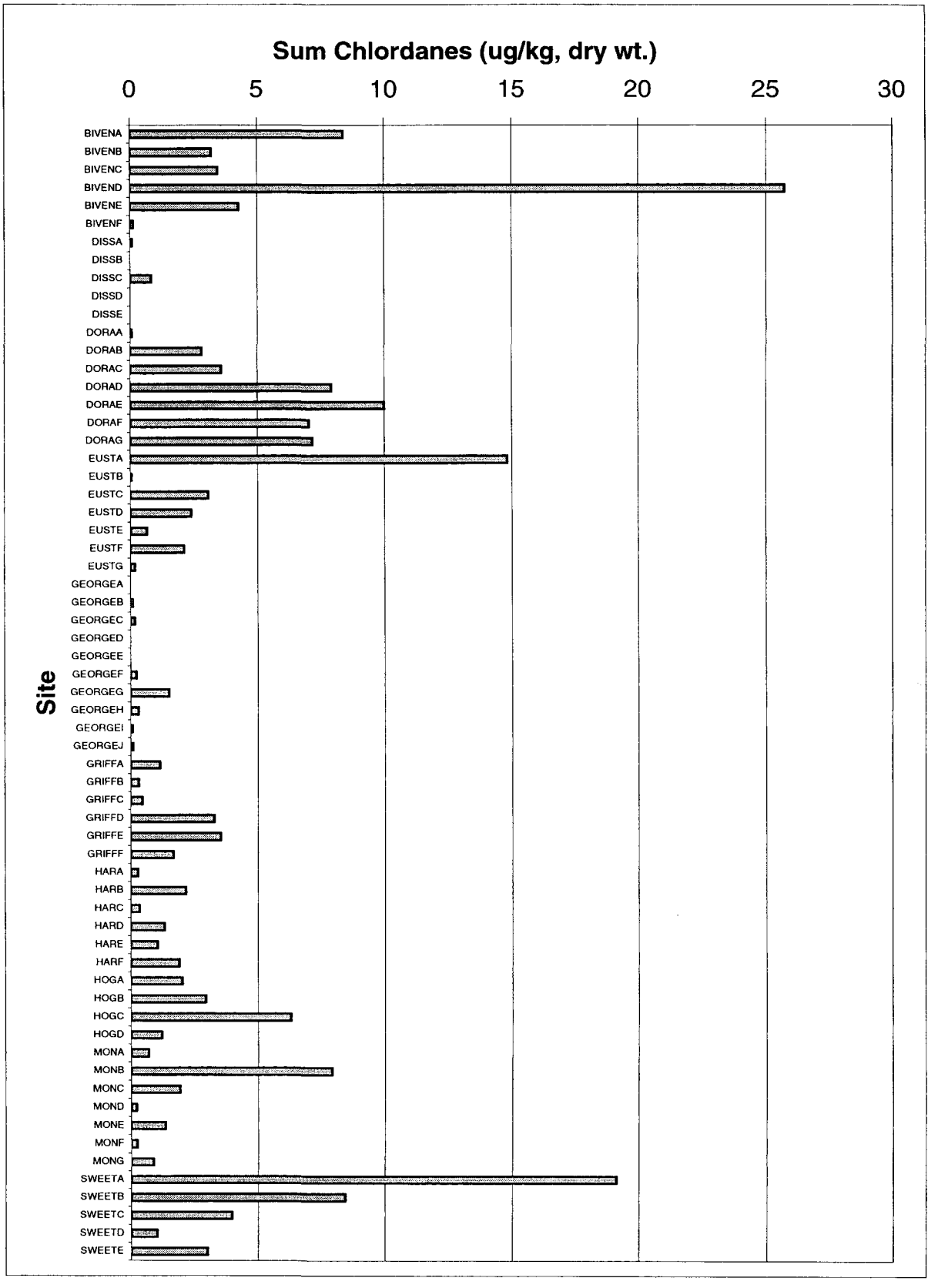
Sum Chlordanes (ug/kg, dry wt.)
0
5
10
15
20
25
30
Site
BIVENA
BIVENB
BIVENC
BIVEND
BIVENE
BIVENF
DISSA
DISSB
DISSC
DISSD
DISSE
DORAA
DORAB
DORAC
DORAD
DORAE
DORAF
DORAG
EUSTA
EUSTB
EUSTC
EUSTD
EUSTE
EUSTF
EUSTG
GEORGEA
GEORGEB
GEORGEC
GEORGED
GEORGEE
GEORGEF
GEORGEG
GEORGEH
GEORGEI
GEORGEJ
GRIFFA
GRIFFB
GRIFFC
GRIFFD
GRIFFE
GRIFFF
HARA
HARB
HARC
HARD
HARE
HARF
HOGA
HOGB
HOGC
HOGD
MONA
MONB
MONC
MOND
MONE
MONF
MONG
SWEETA
SWEETB
SWEETC
SWEETD
SWEETE

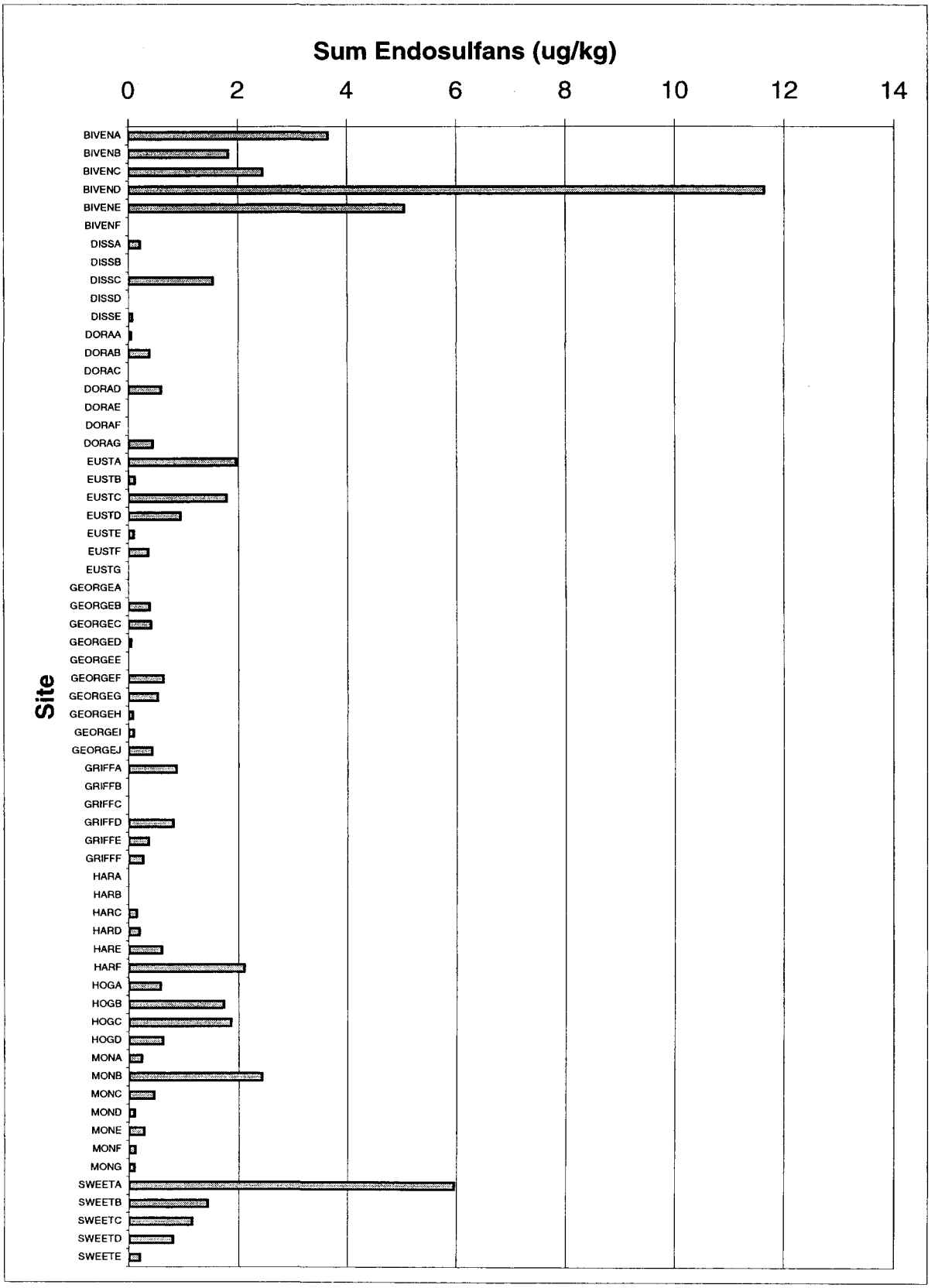
Sum Endosulfans (ug/kg)
0
2
4
6
8
10
12
14
Site
BIVENA
BIVENB
BIVENC
BIVEND
BIVENE
BIVENF
DISSA
DISSB
DISSC
DISSD
DISSE
DORAA
DORAB
DORAC
DORAD
DORAE
DORAF
DORAG
EUSTA
EUSTB
EUSTC
EUSTD
EUSTE
EUSTF
EUSTG
GEORGEA
GEORGEB
GEORGEC
GEORGED
GEORGEE
GEORGEF
GEORGEG
GEORGEH
GEORGEI
GEORGEJ
GRIFFA
GRIFFB
GRIFFC
GRIFFD
GRIFFE
GRIFFF
HARA
HARB
HARC
HARD
HARE
HARF
HOGA
HOGB
HOGC
HOGD
MONA
MONB
MONC
MOND
MONE
MONF
MONG
SWEETA
SWEETB
SWEETC
SWEETD
SWEETE

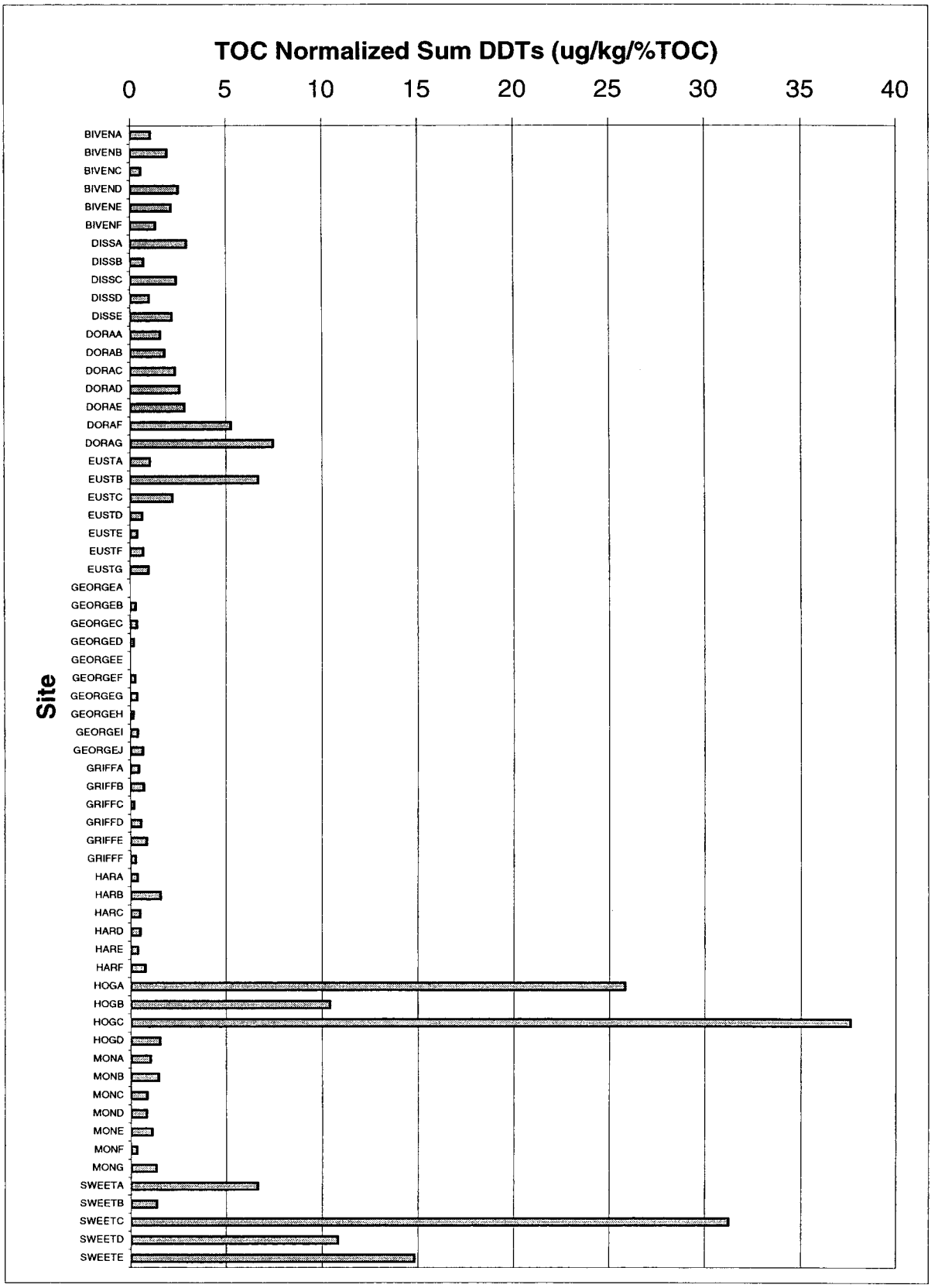
TOC Normalized Sum DDTs (ug/kg/%TOC)
0
5
10
15
20
25
30
35
40
Site
BIVENA
BIVENB
BIVENC
BIVEND
BIVENE
BIVENF
DISSA
DISSB
DISSC
DISSD
DISSE
DORAA
DORAB
DORAC
DORAD
DORAE
DORAF
DORAG
EUSTA
EUSTB
EUSTC
EUSTD
EUSTE
EUSTF
EUSTG
GEORGEA
GEORGEB
GEORGEC
GEORGED
GEORGEE
GEORGEF
GEORGEG
GEORGEH
GEORGEI
GEORGEJ
GRIFFA
GRIFFB
GRIFFC
GRIFFD
GRIFFE
GRIFFF
HARA
HARB
HARC
HARD
HARE
HARF
HOGA
HOGB
HOGC
HOGD
MONA
MONB
MONC
MOND
MONE
MONF
MONG
SWEETA
SWEETB
SWEETC
SWEETD
SWEETE

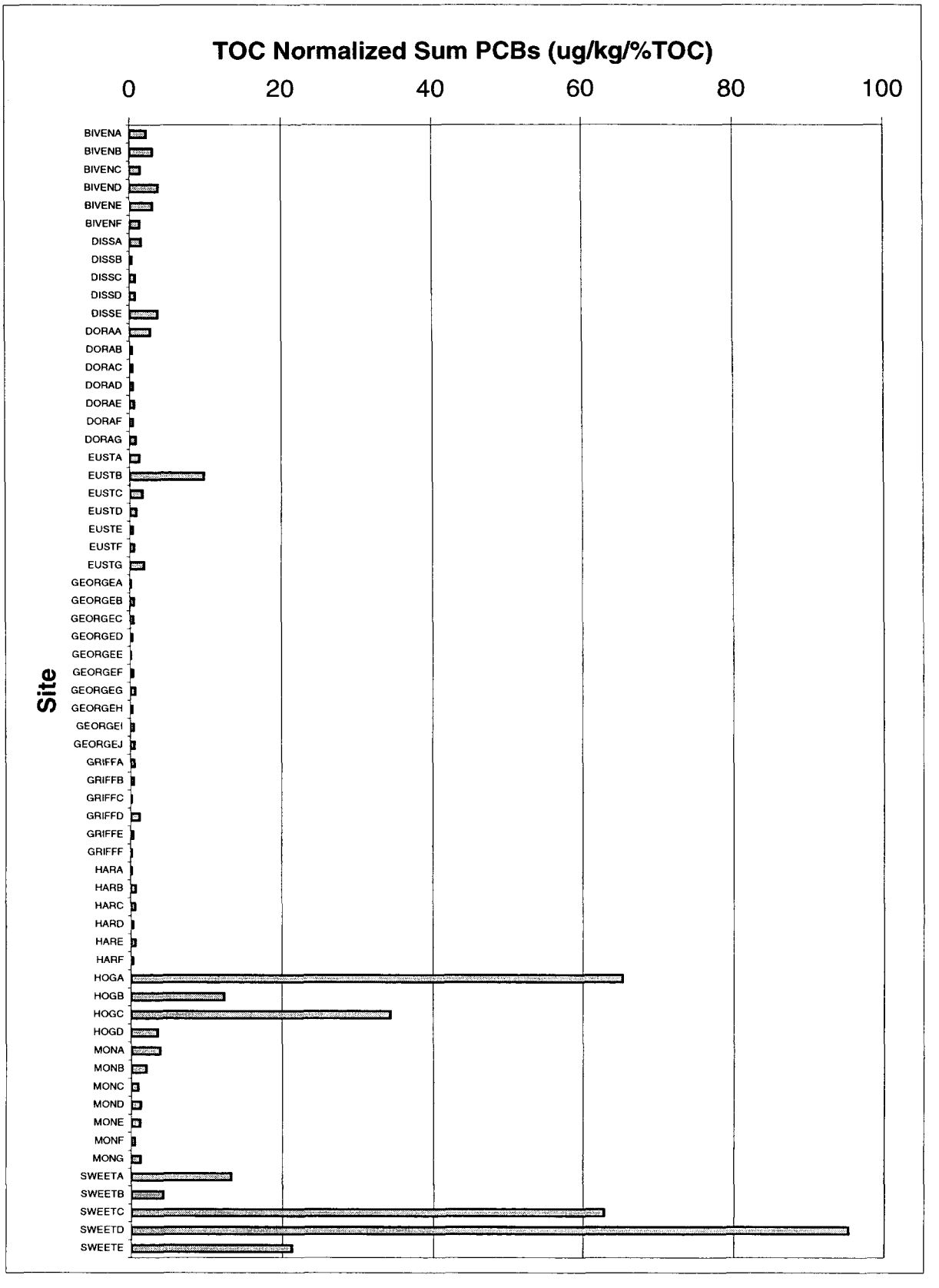
TOC Normalized Sum PCBs (ug/kg/%TOC)
0
20
40
60
80
100
Site
BIVENA
BIVENB
BIVENC
BIVEND
BIVENE
BIVENF
DISSA
DISSB
DISSC
DISSD
DISSE
DORAA
DORAB
DORAC
DORAD
DORAE
DORAF
DORAG
EUSTA
EUSTB
EUSTC
EUSTD
EUSTE
EUSTF
EUSTG
GEORGEA
GEORGEB
GEORGEC
GEORGED
GEORGEE
GEORGEF
GEORGEG
GEORGEH
GEORGEI
GEORGEJ
GRIFFA
GRIFFB
GRIFFC
GRIFFD
GRIFFE
GRIFFF
HARA
HARB
HARC
HARD
HARE
HARF
HOGA
HOGB
HOGC
HOGD
MONA
MONB
MONC
MOND
MONE
MONF
MONG
SWEETA
SWEETB
SWEETC
SWEETD
SWEETE

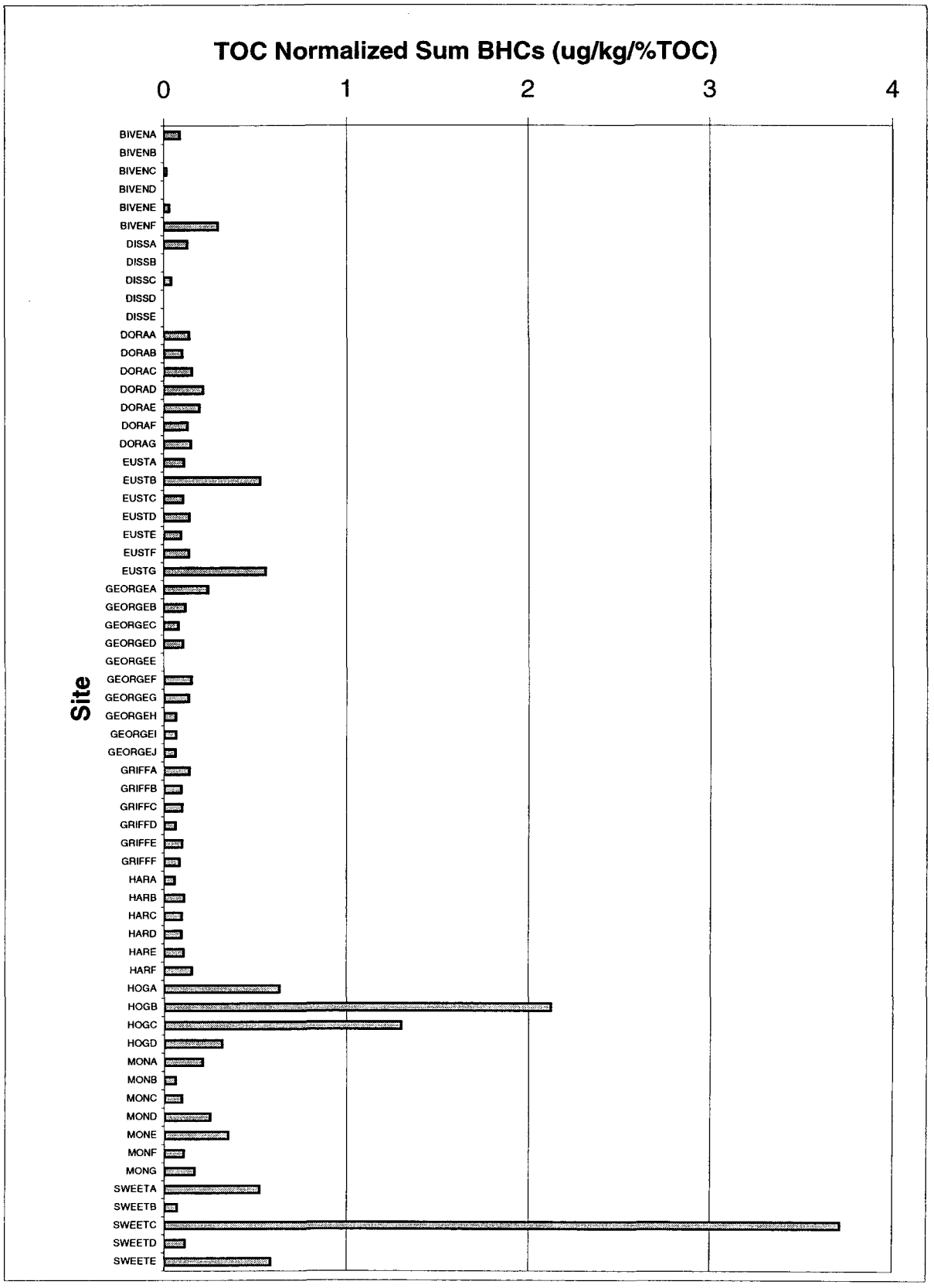
TOC Normalized Sum BHCs (ug/kg/%TOC)
0
1
2
3
4
Site
BIVENA
BIVENB
BIVENC
BIVEND
BIVENE
BIVENF
DISSA
DISSB
DISSC
DISSD
DISSE
DORAA
DORAB
DORAC
DORAD
DORAE
DORAF
DORAG
EUSTA
EUSTB
EUSTC
EUSTD
EUSTE
EUSTF
EUSTG
GEORGEA
GEORGEB
GEORGEC
GEORGED
GEORGEE
GEORGEF
GEORGEG
GEORGEH
GEORGEI
GEORGEJ
GRIFFA
GRIFFB
GRIFFC
GRIFFD
GRIFFE
GRIFFF
HARA
HARB
HARC
HARD
HARE
HARF
HOGA
HOGB
HOGC
HOGD
MONA
MONB
MONC
MOND
MONE
MONF
MONG
SWEETA
SWEETB
SWEETC
SWEETD
SWEETE


TOC Normalized Sum Chlordanes (ug/kg/%TOC)
0
5
10
15
20
25
30
Site
BIVENA
BIVENB
BIVENC
BIVEND
BIVENE
BIVENF
DISSA
DISSB
DISSC
DISSD
DISSE
DORAA
DORAB
DORAC
DORAD
DORAE
DORAF
DORAG
EUSTA
EUSTB
EUSTC
EUSTD
EUSTE
EUSTF
EUSTG
GEORGEA
GEORGEB
GEORGEC
GEORGED
GEORGEE
GEORGEF
GEORGEG
GEORGEH
GEORGEI
GEORGEJ
GRIFFA
GRIFFB
GRIFFC
GRIFFD
GRIFFE
GRIFFF
HARA
HARB
HARC
HARD
HARE
HARF
HOGA
HOGB
HOGC
HOGD
MONA
MONB
MONC
MOND
MONE
MONF
MONG
SWEETA
SWEETB
SWEETC
SWEETD
SWEETE


TOC Normalized Sum Endosulfans (ug/kg/%TOC)
0
1
2
3
4
5
6
7
8
Site
BIVENA
BIVENB
BIVENC
BIVEND
BIVENE
BIVENF
DISSA
DISSB
DISSC
DISSD
DISSE
DORAA
DORAB
DORAC
DORAD
DORAE
DORAF
DORAG
EUSTA
EUSTB
EUSTC
EUSTD
EUSTE
EUSTF
EUSTG
GEORGEA
GEORGEB
GEORGEC
GEORGED
GEORGEE
GEORGEF
GEORGEG
GEORGEH
GEORGEI
GEORGEJ
GRIFFA
GRIFFB
GRIFFC
GRIFFD
GRIFFE
GRIFFF
HARA
HARB
HARC
HARD
HARE
HARF
HOGA
HOGB
HOGC
HOGD
MONA
MONB
MONC
MOND
MONE
MONF
MONG
SWEETA
SWEETB
SWEETC
SWEETD
SWEETE

Appendix J. PAH Composition for Selected Sample Types and Petroleum Products

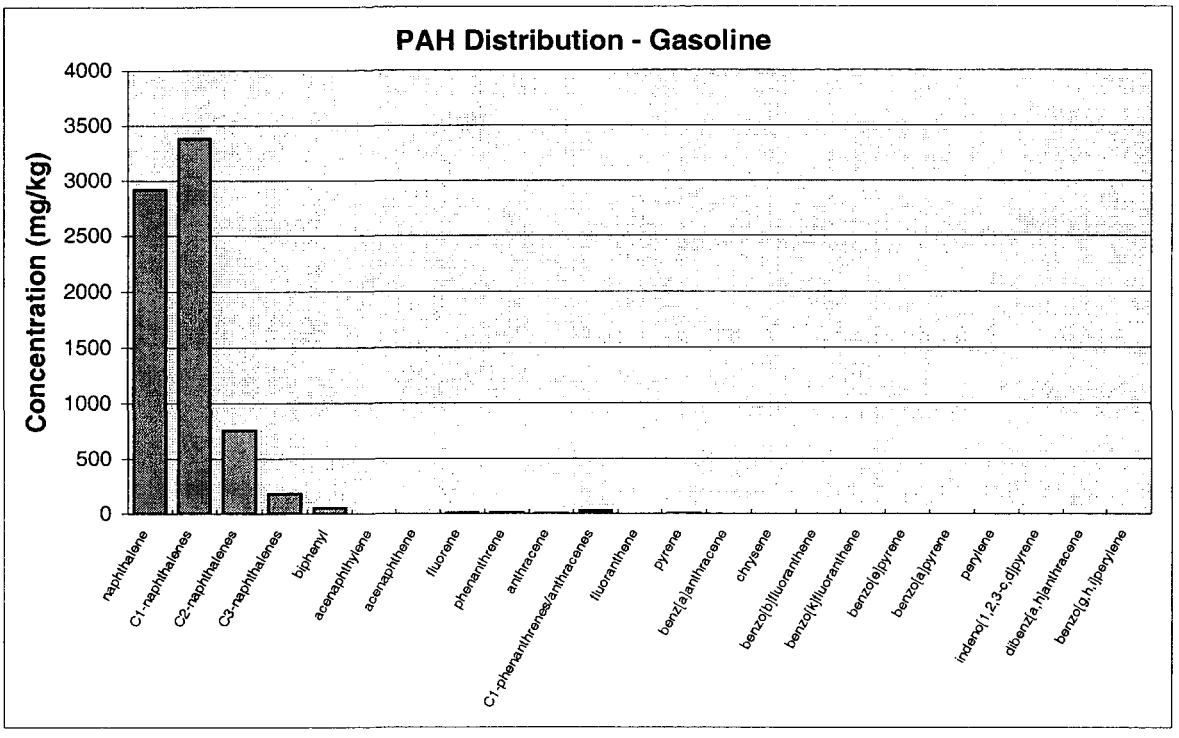
PAH Distribution - Gasoline
Concentration (mg/kg)
4000
3500
3000
2500
2000
1500
1000
500
0
naphthalene
C1-naphthalenes
C2-naphthalenes
C3-naphthalenes
biphenyl
acenaphthylene
acenaphthene
fluorene
phenanthrene
anthracene
C1-phenanthrenes/anthracenes
fluoranthene
pyrene
benz[a]anthracene
chrysene
benzo[b]fluoranthene
benzo[k]fluoranthene
benzo[e]pyrene
benzo[a]pyrene
perylene
indeno[1,2,3-c,d]pyrene
dibenz[a,h]anthracene
benzo[g,h,i]perylene

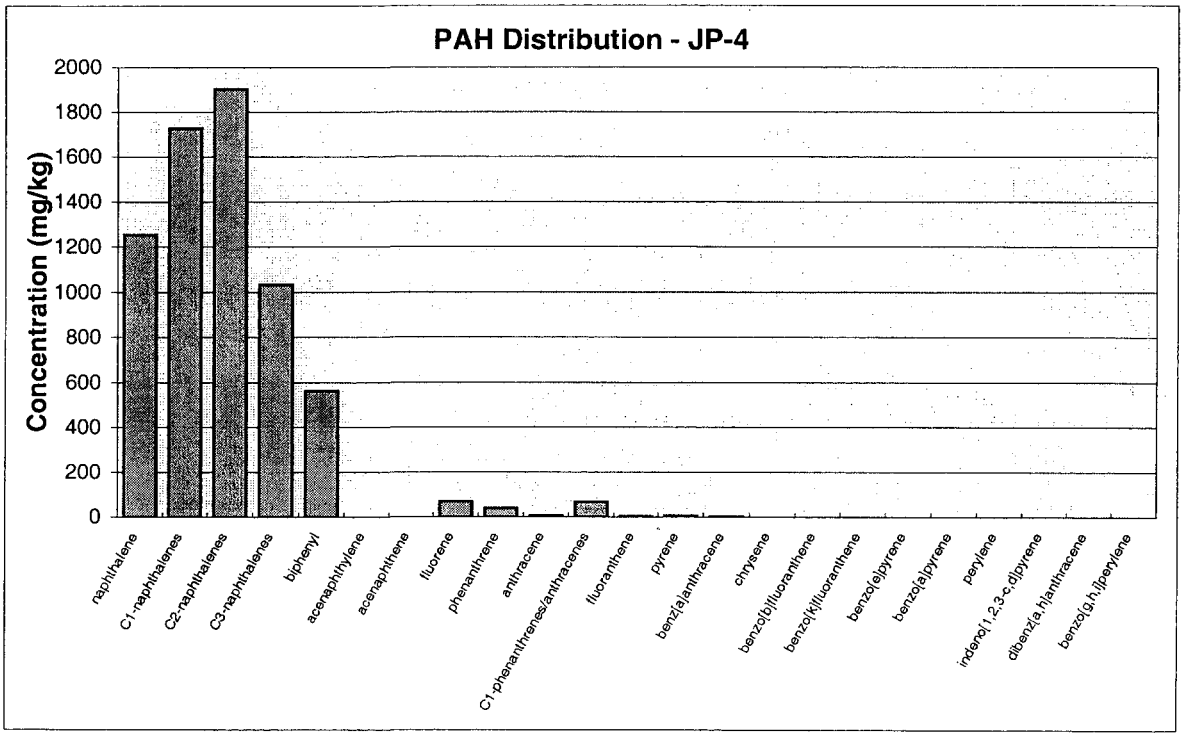
PAH Distribution - JP-4
Concentration (mg/kg)
2000
1800
1600
1400
1200
1000
800
600
400
200
0
naphthalene
C1-naphthalenes
C2-naphthalenes
C3-naphthalenes
biphenyl
acenaphthylene
acenaphthene
fluorene
phenanthrene
anthracene
C1-phenanthrenes/anthracenes
fluoranthene
pyrene
benz[a]anthracene
chrysene
benzo[b]fluoranthene
benzo[k]fluoranthene
benzo[e]pyrene
benzo[a]pyrene
perylene
indeno[1,2,3-c,d]pyrene
dibenz[a,h]anthracene
benzo[g,h,i]perylene

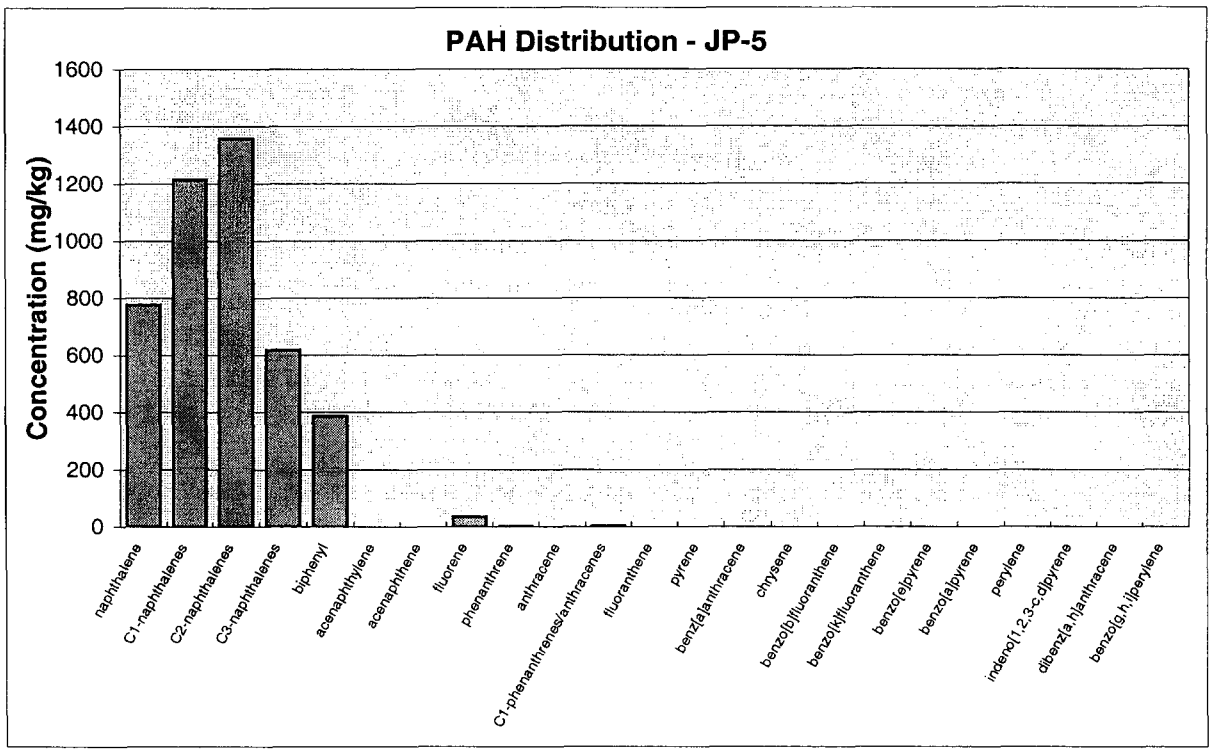
PAH Distribution - JP-5
Concentration (mg/kg)
1600
1400
1200
1000
800
600
400
200
0
naphthalene
C1-naphthalenes
C2-naphthalenes
C3-naphthalenes
biphenyl
acenaphthylene
acenaphthene
fluorene
phenanthrene
anthracene
C1-phenanthrenes/anthracenes
fluoranthene
pyrene
benz[a]anthracene
chrysene
benzo[b]fluoranthene
benzo[k]fluoranthene
benzo[e]pyrene
benzo[a]pyrene
perylene
indeno[1,2,3-c,d]pyrene
dibenz[a,h]anthracene
benzo[g,h,i]perylene

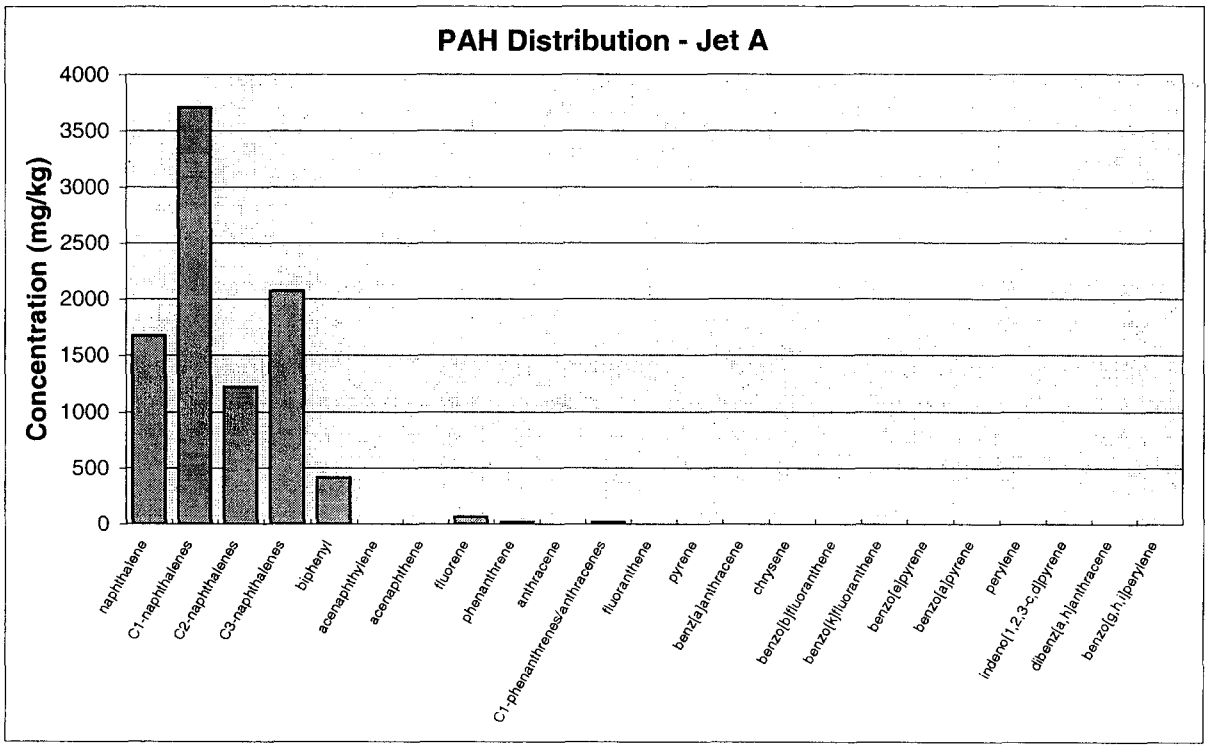
PAH Distribution - Jet A
Concentration (mg/kg)
4000
3500
3000
2500
2000
1500
1000
500
0
naphthalene
C1-naphthalenes
C2-naphthalenes
C3-naphthalenes
biphenyl
acenaphthylene
acenaphthene
fluorene
phenanthrene
anthracene
C1-phenanthrenes/anthracenes
fluoranthene
pyrene
benz[a]anthracene
chrysene
benzo[b]fluoranthene
benzo[k]fluoranthene
benzo[e]pyrene
benzo[a]pyrene
perylene
indeno[1,2,3-c,d]pyrene
dibenz[a,h]anthracene
benzo[g,h,i]perylene

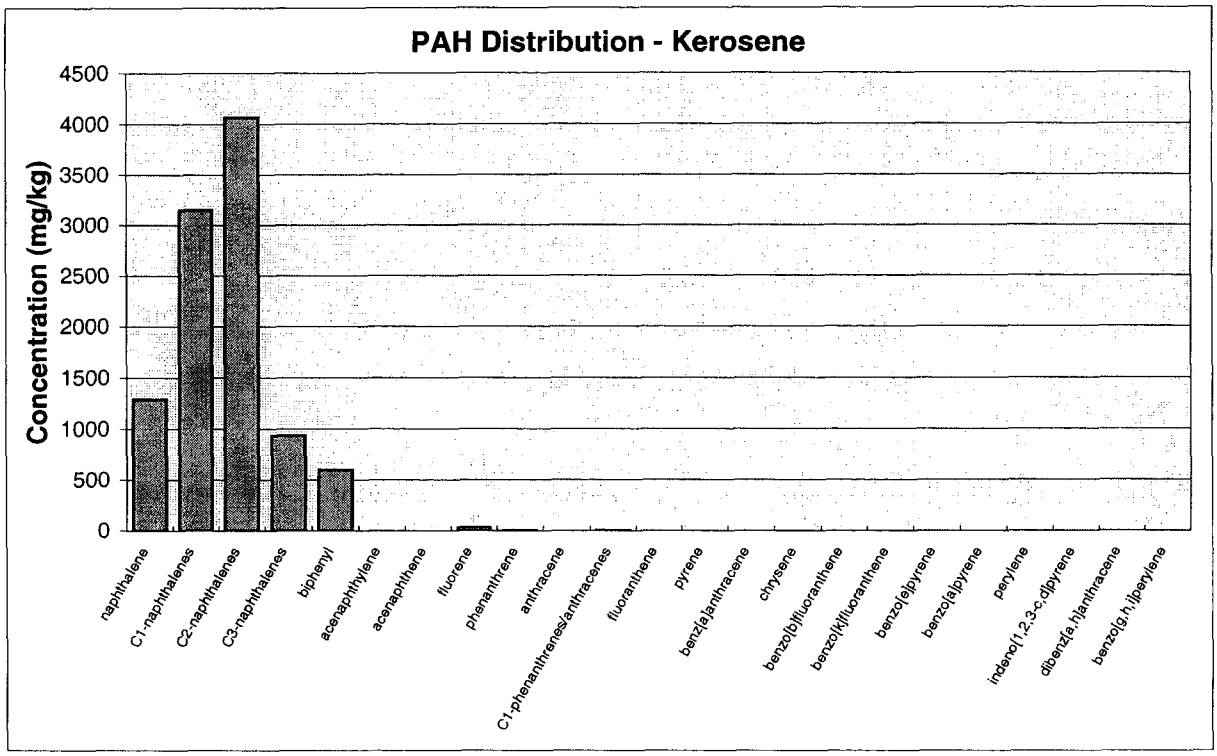
PAH Distribution - Kerosene
Concentration (mg/kg)
4500
4000
3500
3000
2500
2000
1500
1000
500
0
naphthalene
C1-naphthalenes
C2-naphthalenes
C3-naphthalenes
biphenyl
acenaphthylene
acenaphthene
fluorene
phenanthrene
anthracene
C1-phenanthrenes/anthracenes
fluoranthene
pyrene
benz[a]anthracene
chrysene
benzo[b]fluoranthene
benzo[k]fluoranthene
benzo[e]pyrene
benzo[a]pyrene
perylene
indeno[1,2,3-c,d]pyrene
dibenz[a,h]anthracene
benzo[g,h,i]perylene

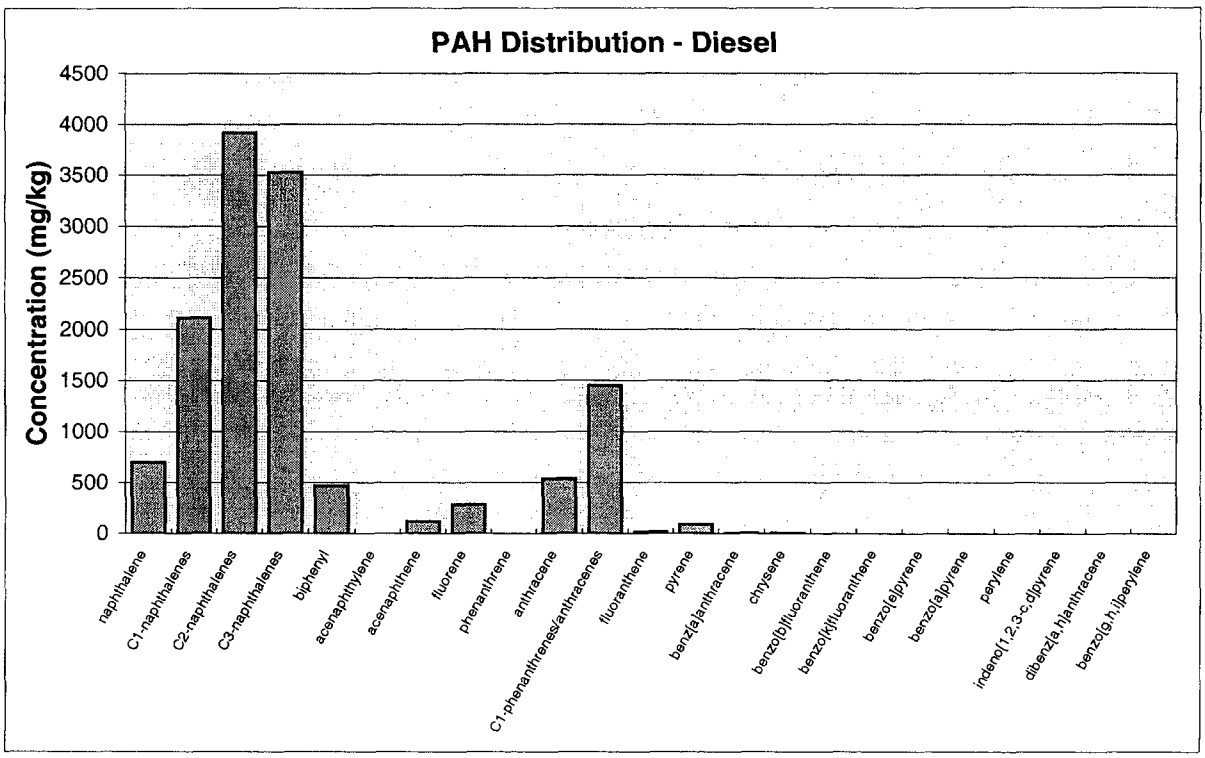
PAH Distribution - Diesel
Concentration (mg/kg)
4500
4000
3500
3000
2500
2000
1500
1000
500
0
naphthalene
C1-naphthalenes
C2-naphthalenes
C3-naphthalenes
biphenyl
acenaphthylene
acenaphthene
fluorene
phenanthrene
anthracene
C1-phenanthrenes/anthracenes
fluoranthene
pyrene
benz[a]anthracene
chrysene
benzo[b]fluoranthene
benzo[k]fluoranthene
benzo[e]pyrene
benzo[a]pyrene
perylene
indeno[1,2,3-c,d]pyrene
dibenz[a,h]anthracene
benzo[g,h,i]perylene

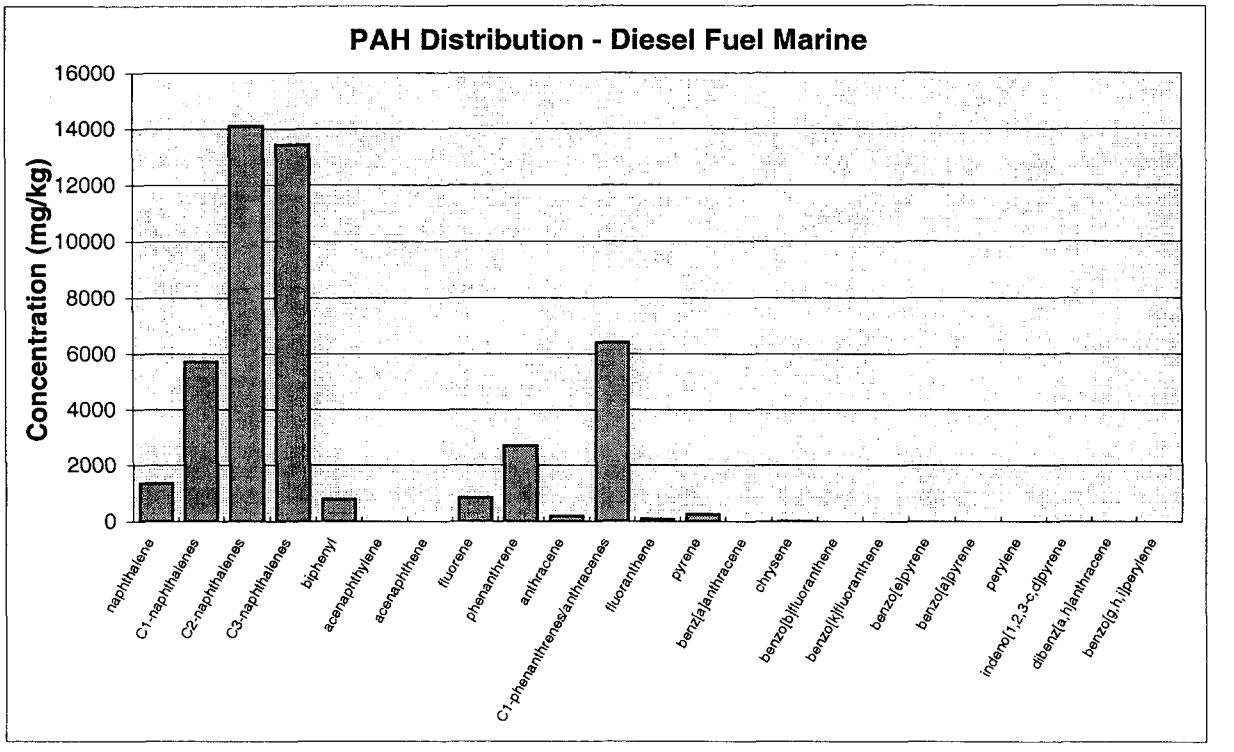
PAH Distribution - Diesel Fuel Marine
Concentration (mg/kg)
16000
14000
12000
10000
8000
6000
4000
2000
0
naphthalene
C1-naphthalenes
C2-naphthalenes
C3-naphthalenes
biphenyl
acenaphthylene
acenaphthene
fluorene
phenanthrene
anthracene
C1-phenanthrenes/anthracenes
fluoranthene
pyrene
benz[a]anthracene
chrysene
benzo[b]fluoranthene
benzo[k]fluoranthene
benzo[e]pyrene
benzo[a]pyrene
perylene
indeno[1,2,3-c,d]pyrene
dibenz[a,h]anthracene
benzo[g,h,i]perylene

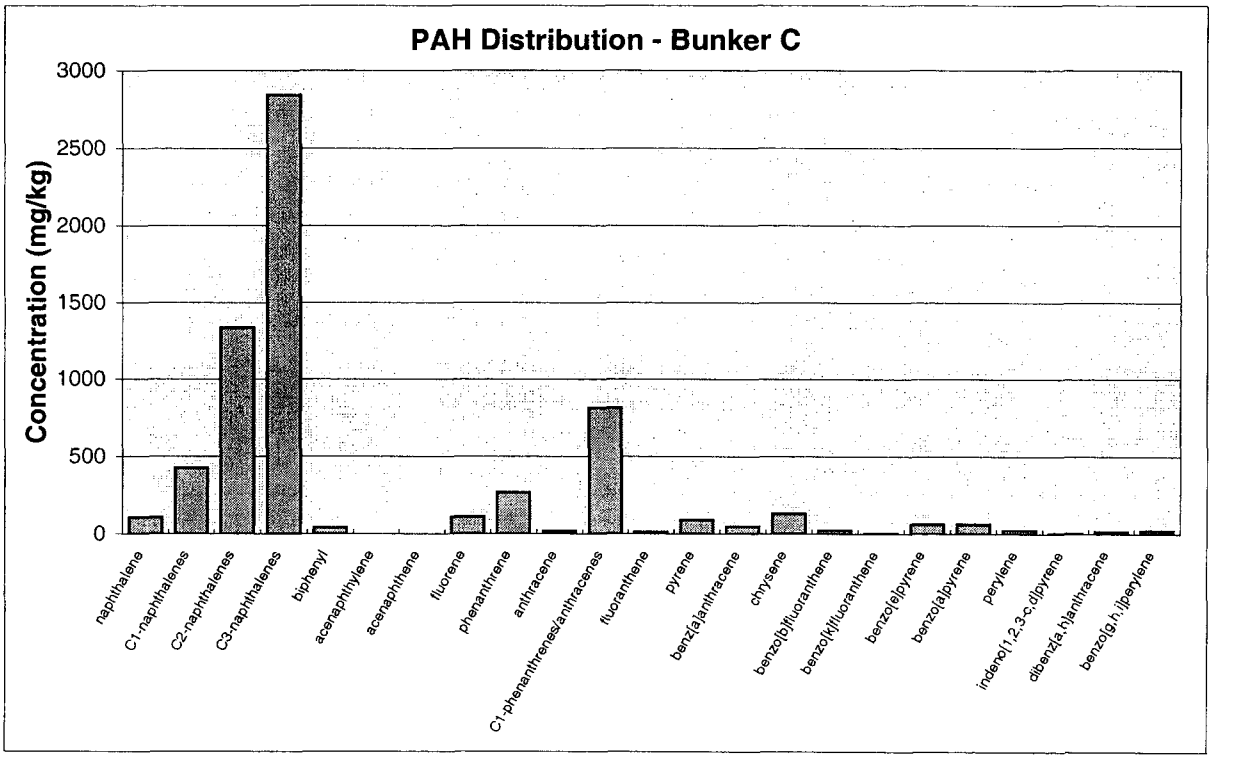
PAH Distribution - Bunker C
Concentration (mg/kg)
3000
2500
2000
1500
1000
500
0
naphthalene
C1-naphthalenes
C2-naphthalenes
C3-naphthalenes
biphenyl
acenaphthylene
acenaphthene
fluorene
phenanthrene
anthracene
C1-phenanthrenes/anthracenes
fluoranthene
pyrene
benz[a]anthracene
chrysene
benzo[b]fluoranthene
benzo[k]fluoranthene
benzo[e]pyrene
benzo[a]pyrene
perylene
indeno[1,2,3-c,d]pyrene
dibenz[a,h]anthracene
benzo[g,h,i]perylene

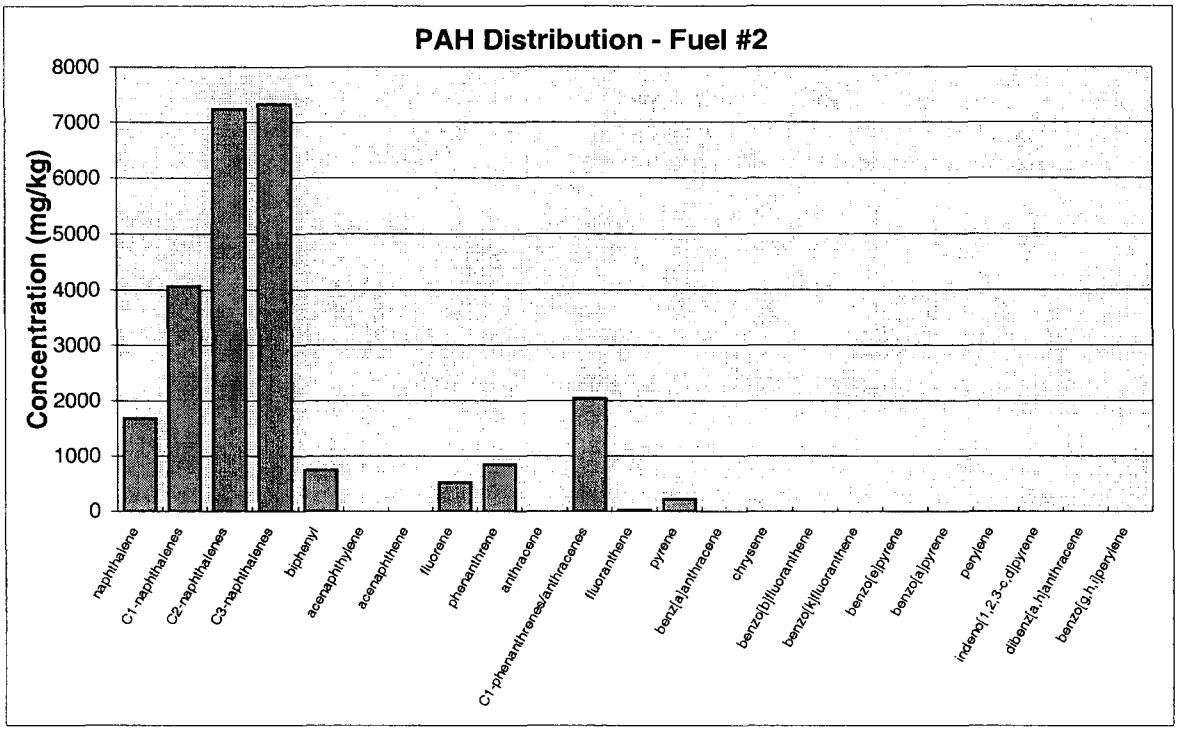
PAH Distribution - Fuel #2
Concentration (mg/kg)
8000
7000
6000
5000
4000
3000
2000
1000
0
naphthalene
C1-naphthalenes
C2-naphthalenes
C3-naphthalenes
biphenyl
acenaphthylene
acenaphthene
fluorene
phenanthrene
anthracene
C1-phenanthrenes/anthracenes
fluoranthene
pyrene
benz[a]anthracene
chrysene
benzo[b]fluoranthene
benzo[k]fluoranthene
benzo[e]pyrene
benzo[a]pyrene
perylene
indeno[1,2,3-c,d]pyrene
dibenz[a,h]anthracene
benzo[g,h,i]perylene

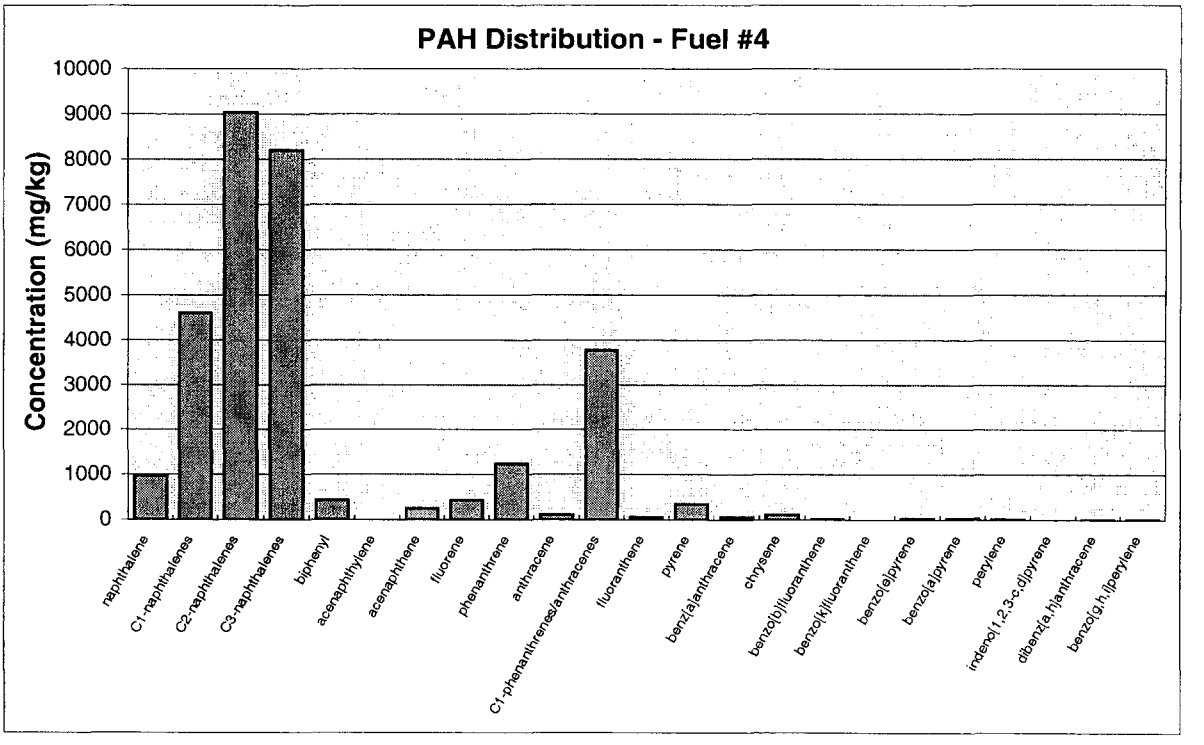
PAH Distribution - Fuel #4
Concentration (mg/kg)
10000
9000
8000
7000
6000
5000
4000
3000
2000
1000
0
naphthalene
C1-naphthalenes
C2-naphthalenes
C3-naphthalenes
biphenyl
acenaphthylene
acenaphthene
fluorene
phenanthrene
anthracene
C1-phenanthrenes/anthracenes
fluoranthene
pyrene
benz[a]anthracene
chrysene
benzo[b]fluoranthene
benzo[k]fluoranthene
benzo[e]pyrene
benzo[a]pyrene
perylene
indeno[1,2,3-c,d]pyrene
dibenz[a,h]anthracene
benzo[g,h,i]perylene

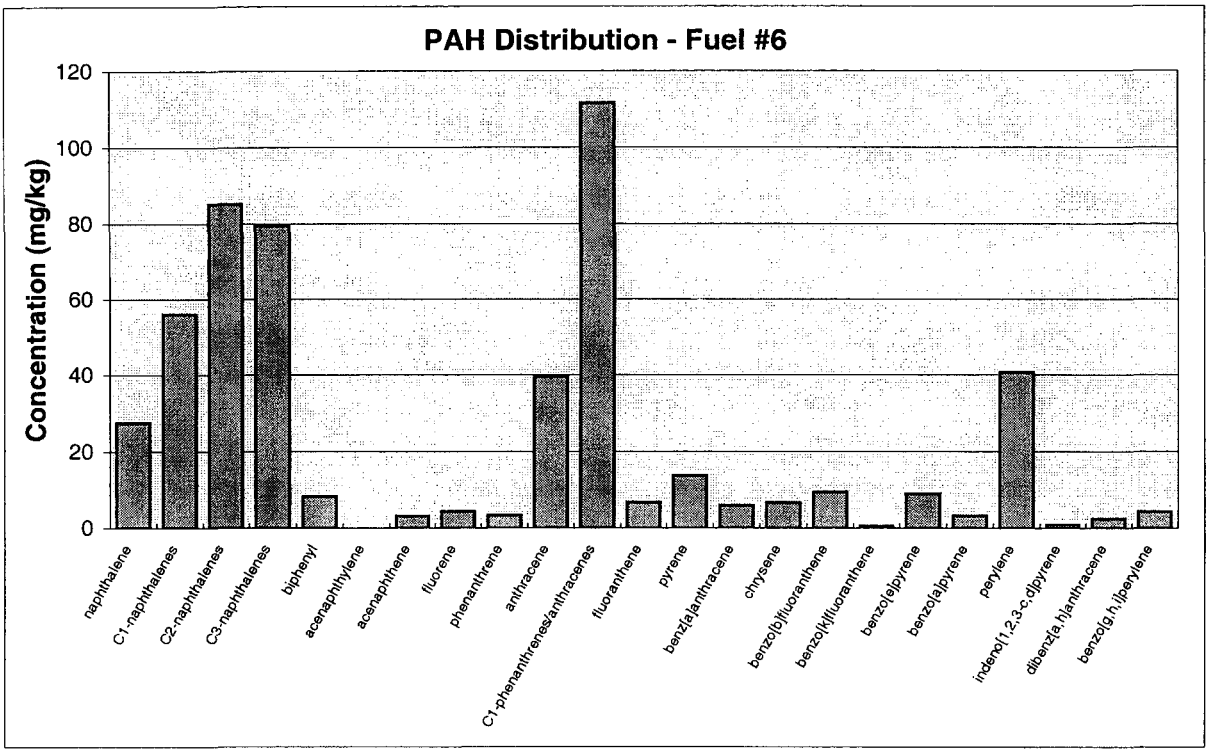
PAH Distribution - Fuel #6
Concentration (mg/kg)
120
100
80
60
40
20
0
naphthalene
C1-naphthalenes
C2-naphthalenes
C3-naphthalenes
biphenyl
acenaphthylene
acenaphthene
fluorene
phenanthrene
anthracene
C1-phenanthrenes/anthracenes
fluoranthene
pyrene
benz[a]anthracene
chrysene
benzo[b]fluoranthene
benzo[k]fluoranthene
benzo[e]pyrene
benzo[a]pyrene
perylene
indeno[1,2,3-c,d]pyrene
dibenz[a,h]anthracene
benzo[g,h,i]perylene

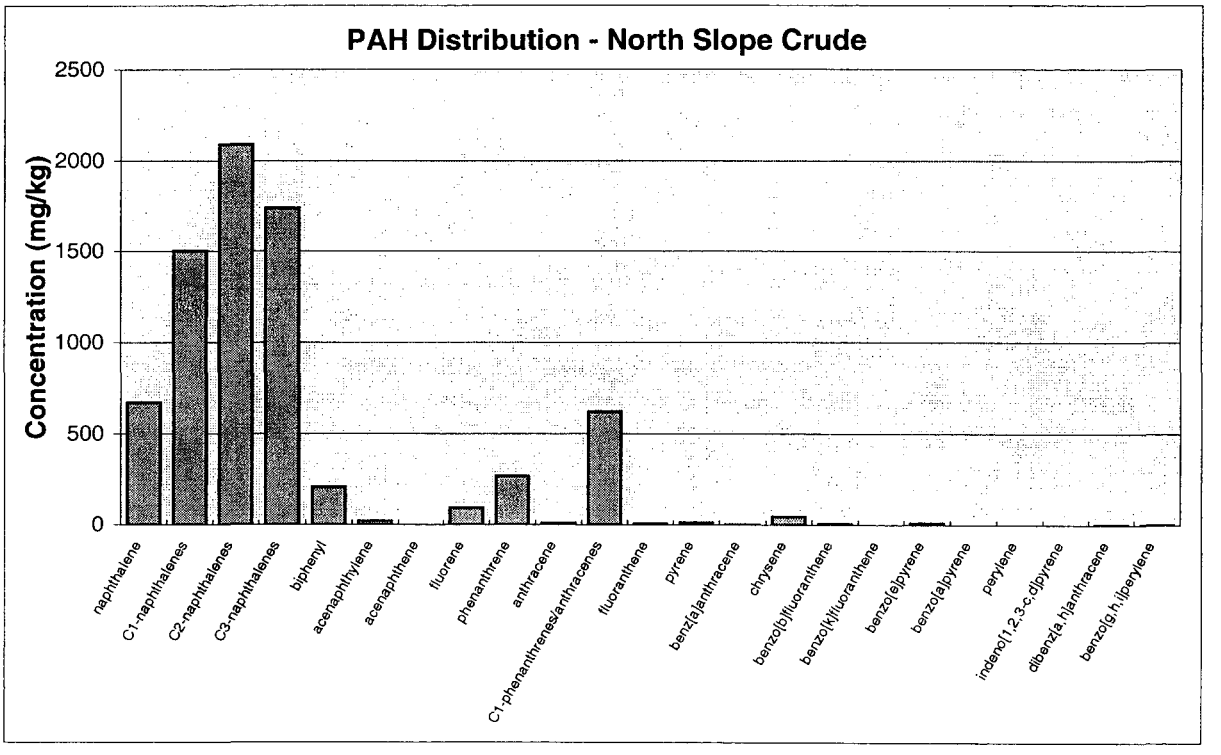
PAH Distribution - North Slope Crude
Concentration (mg/kg)
2500
2000
1500
1000
500
0
naphthalene
C1-naphthalenes
C2-naphthalenes
C3-naphthalenes
biphenyl
acenaphthylene
acenaphthene
fluorene
phenanthrene
anthracene
C1-phenanthrenes/anthracenes
fluoranthene
pyrene
benz[a]anthracene
chrysene
benzo[b]fluoranthene
benzo[k]fluoranthene
benzo[e]pyrene
benzo[a]pyrene
perylene
indeno[1,2,3-c,d]pyrene
dibenz[a,h]anthracene
benzo[g,h,i]perylene

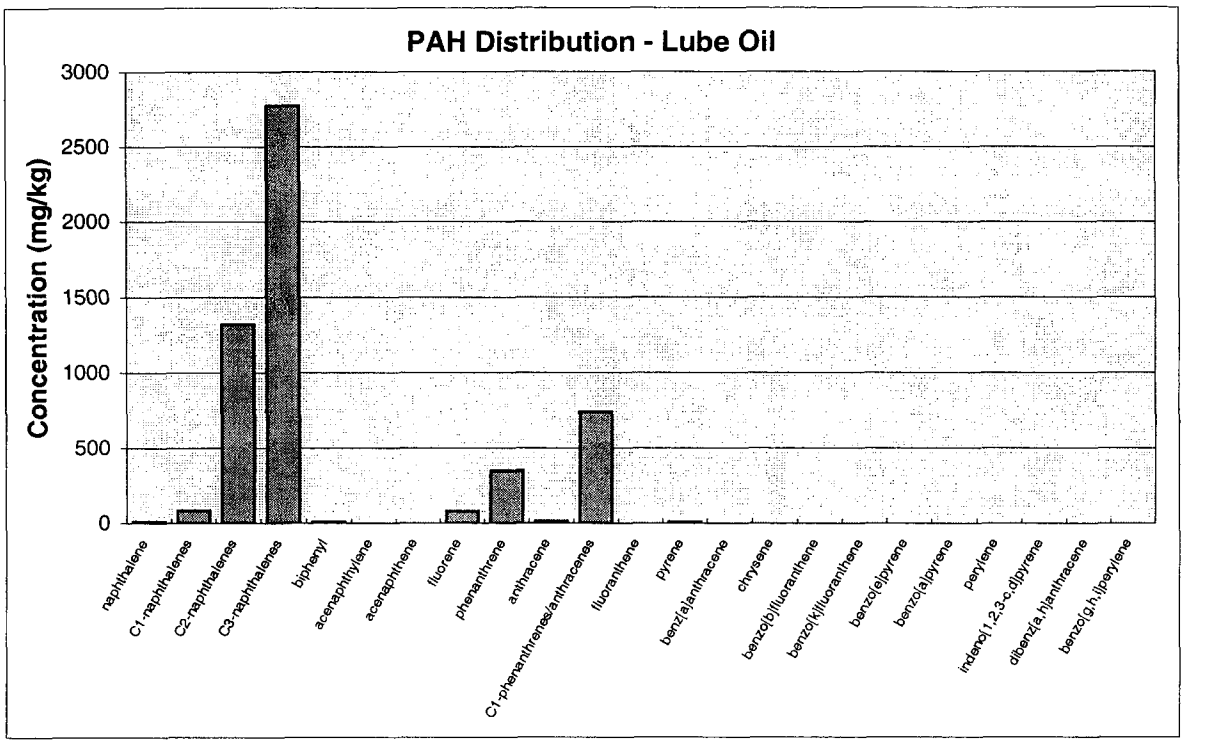
PAH Distribution - Lube Oil
Concentration (mg/kg)
3000
2500
2000
1500
1000
500
0
naphthalene
C1-naphthalenes
C2-naphthalenes
C3-naphthalenes
biphenyl
acenaphthylene
acenaphthene
fluorene
phenanthrene
anthracene
C1-phenanthrenes/anthracenes
fluoranthene
pyrene
benz[a]anthracene
chrysene
benzo[b]fluoranthene
benzo[k]fluoranthene
benzo[e]pyrene
benzo[a]pyrene
perylene
indeno[1,2,3-c,d]pyrene
dibenz[a,h]anthracene
benzo[g,h,i]perylene

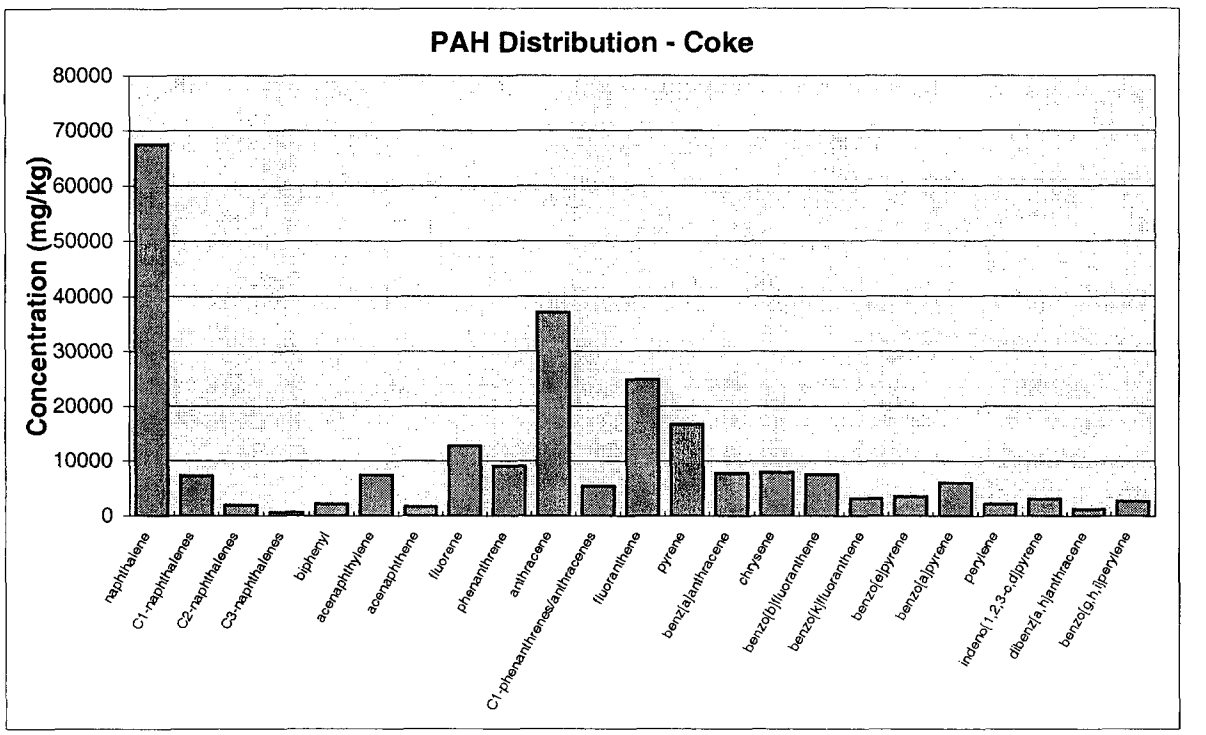
PAH Distribution - Coke
Concentration (mg/kg)
80000
70000
60000
50000
40000
30000
20000
10000
0
naphthalene
C1-naphthalenes
C2-naphthalenes
C3-naphthalenes
biphenyl
acenaphthylene
acenaphthene
fluorene
phenanthrene
anthracene
C1-phenanthrenes/anthracenes
fluoranthene
pyrene
benz[a]anthracene
chrysene
benzo[b]fluoranthene
benzo[k]fluoranthene
benzo[e]pyrene
benzo[a]pyrene
perylene
indeno[1,2,3-c,d]pyrene
dibenz[a,h]anthracene
benzo[g,h,i]perylene

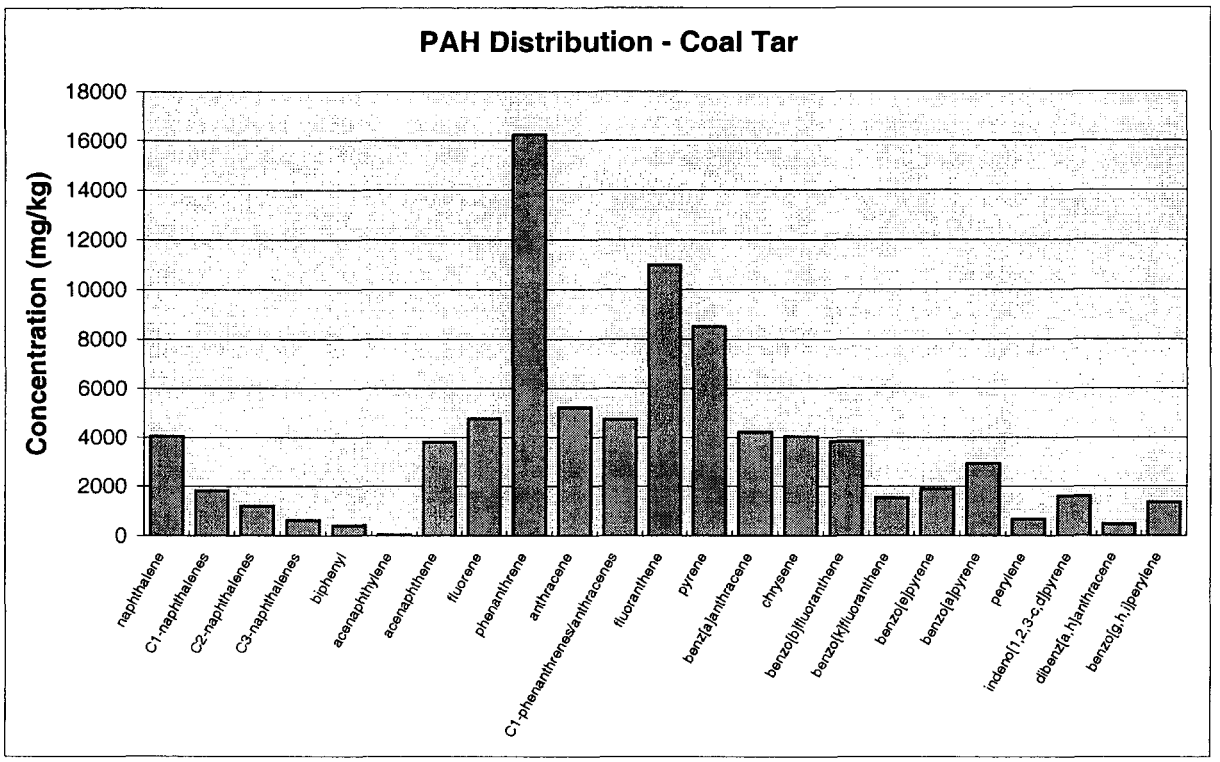
PAH Distribution - Coal Tar
Concentration (mg/kg)
18000
16000
14000
12000
10000
8000
6000
4000
2000
0
naphthalene
C1-naphthalenes
C2-naphthalenes
C3-naphthalenes
biphenyl
acenaphthylene
acenaphthene
fluorene
phenanthrene
anthracene
C1-phenanthrenes/anthracenes
fluoranthene
pyrene
benz[a]anthracene
chrysene
benzo[b]fluoranthene
benzo[k]fluoranthene
benzo[e]pyrene
benzo[a]pyrene
perylene
indeno[1,2,3-c,d]pyrene
dibenz[a,h]anthracene
benzo[g,h,i]perylene

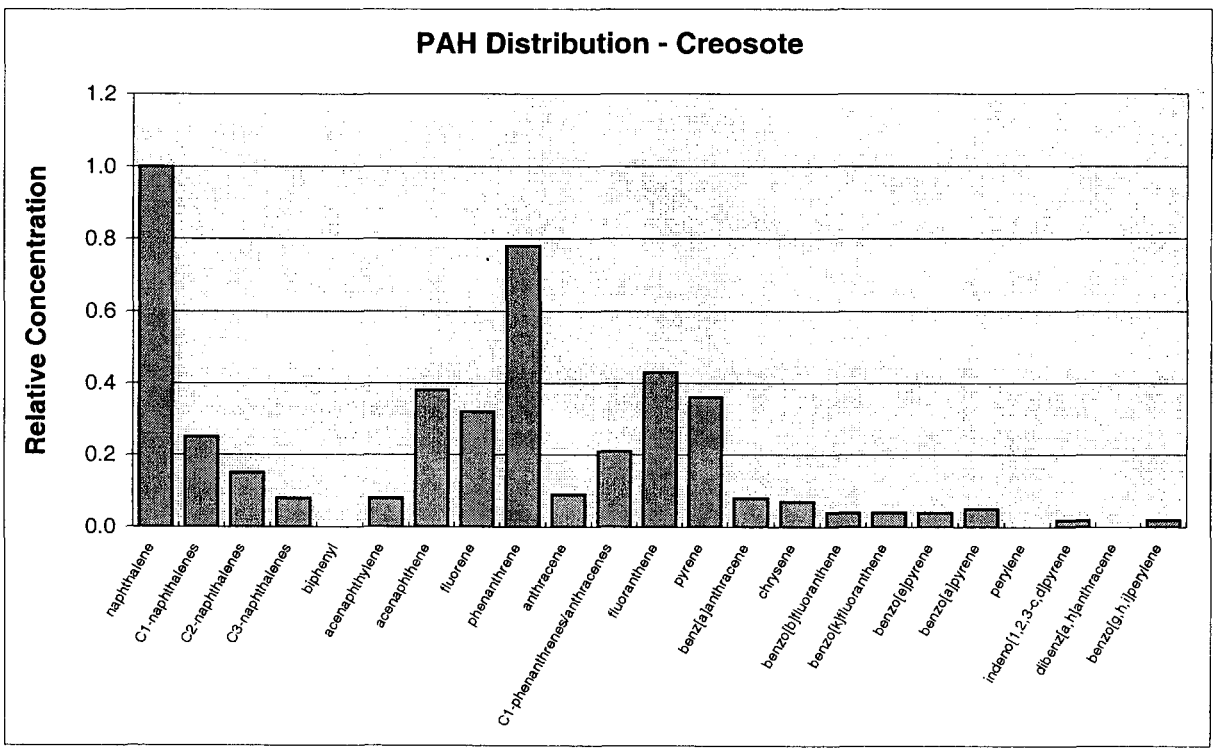
PAH Distribution - Creosote
Relative Concentration
1.2
1.0
0.8
0.6
0.4
0.2
0.0
naphthalene
C1-naphthalenes
C2-naphthalenes
C3-naphthalenes
biphenyl
acenaphthylene
acenaphthene
fluorene
phenanthrene
anthracene
C1-phenanthrenes/anthracenes
fluoranthene
pyrene
benz[a]anthracene
chrysene
benzo[b]fluoranthene
benzo[k]fluoranthene
benzo[e]pyrene
benzo[a]pyrene
perylene
indeno[1,2,3-c,d]pyrene
dibenz[a,h]anthracene
benzo[g,h,i]perylene

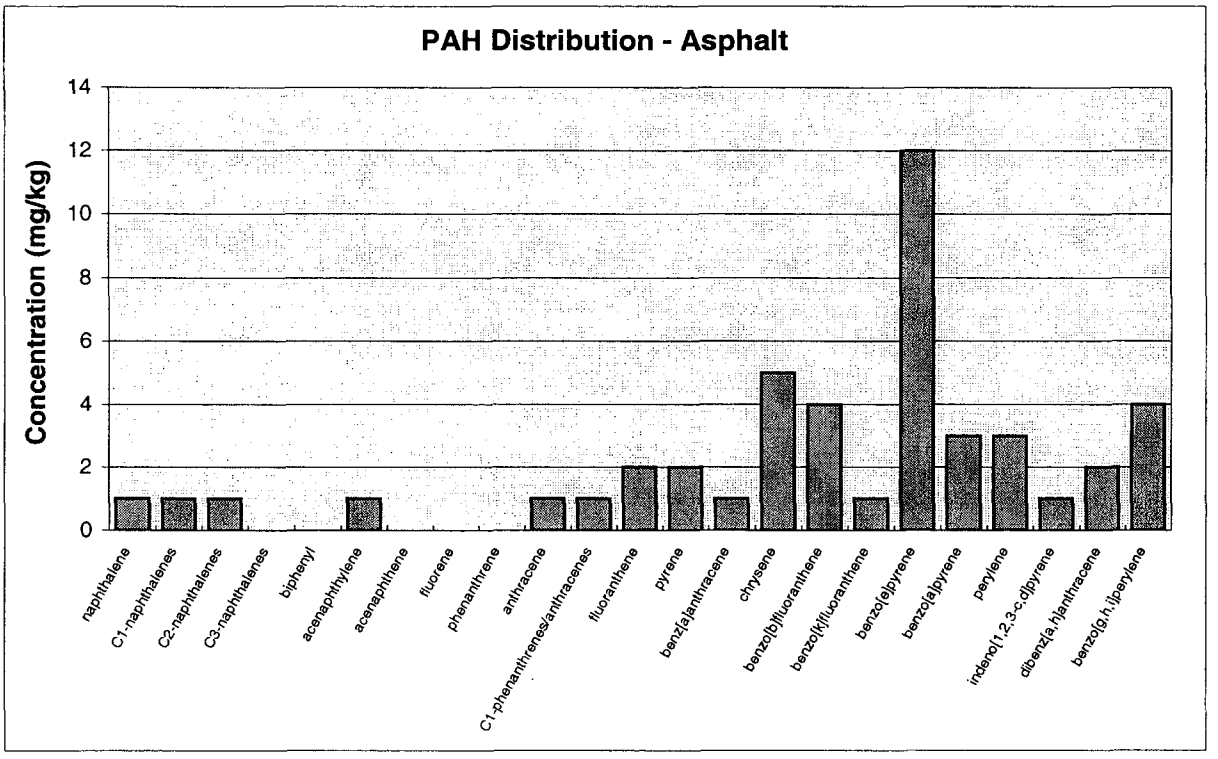
PAH Distribution - Asphalt
Concentration (mg/kg)
0
2
4
6
8
10
12
14
naphthalene
C1-naphthalenes
C2-naphthalenes
C3-naphthalenes
biphenyl
acenaphthylene
acenaphthene
fluorene
phenanthrene
anthracene
C1-phenanthrenes/anthracenes
fluoranthene
pyrene
benz[a]anthracene
chrysene
benzo[b]fluoranthene
benzo[k]fluoranthene
benzo[e]pyrene
benzo[a]pyrene
perylene
indeno[1,2,3-c,d]pyrene
dibenz[a,h]anthracene
benzo[g,h,i]perylene

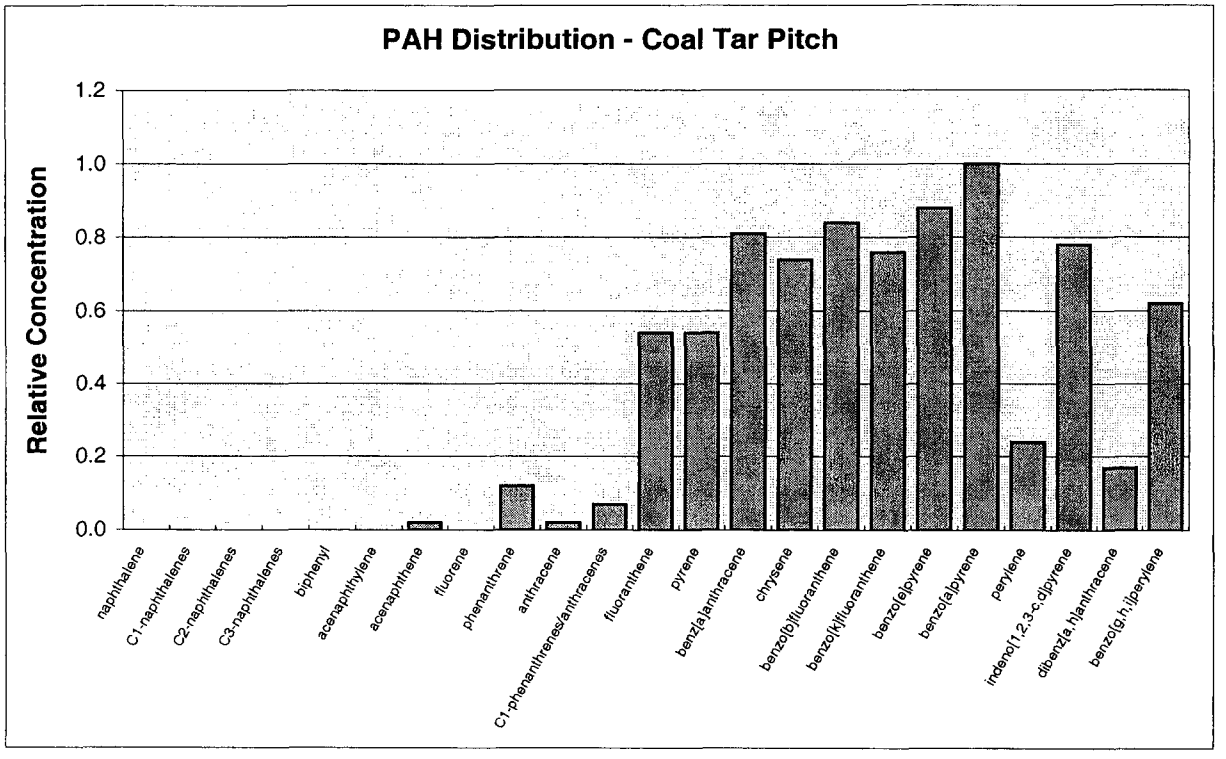
PAH Distribution - Coal Tar Pitch
Relative Concentration
0.0
0.2
0.4
0.6
0.8
1.0
1.2
naphthalene
C1-naphthalenes
C2-naphthalenes
C3-naphthalenes
biphenyl
acenaphthylene
acenaphthene
fluorene
phenanthrene
anthracene
C1-phenanthrenes/anthracenes
fluoranthene
pyrene
benz[a]anthracene
chrysene
benzo[b]fluoranthene
benzo[k]fluoranthene
benzo[e]pyrene
benzo[a]pyrene
perylene
indeno[1,2,3-c,d]pyrene
dibenz[a,h]anthracene
benzo[g,h,i]perylene

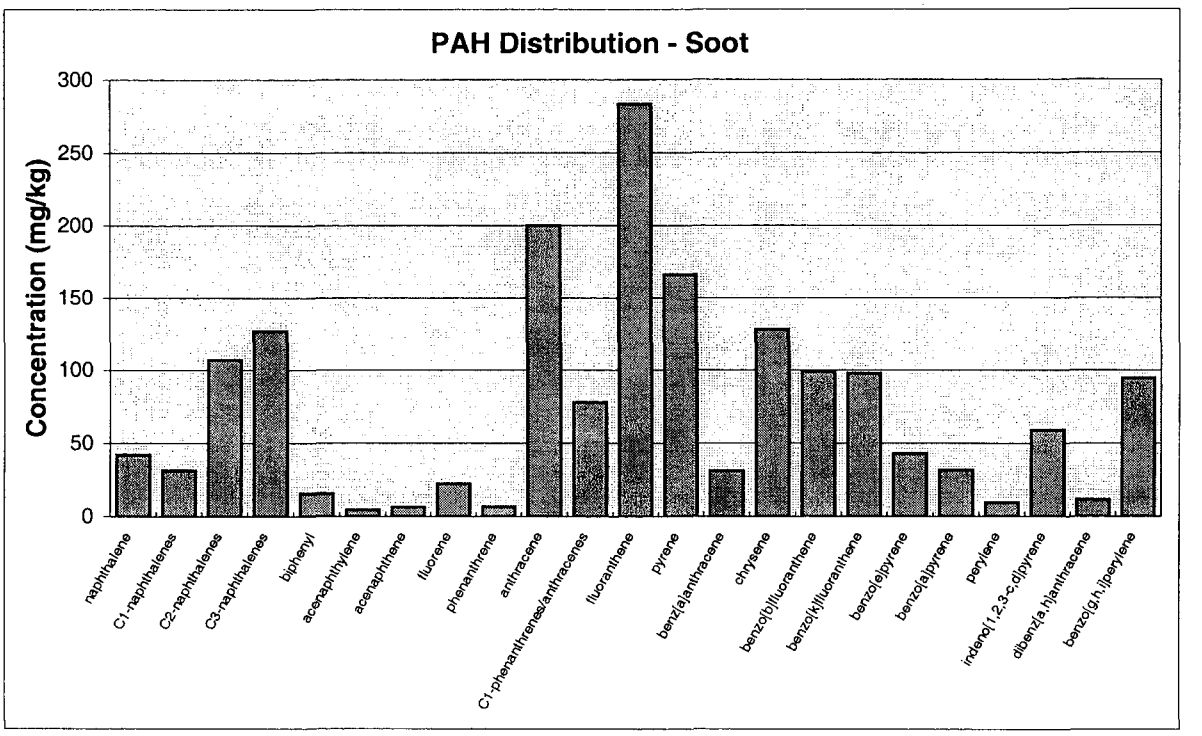
PAH Distribution - Soot
Concentration (mg/kg)
300
250
200
150
100
50
0
naphthalene
C1-naphthalenes
C2-naphthalenes
C3-naphthalenes
biphenyl
acenaphthylene
acenaphthene
fluorene
phenanthrene
anthracene
C1-phenanthrenes/anthracenes
fluoranthene
pyrene
benz[a]anthracene
chrysene
benzo[b]fluoranthene
benzo[k]fluoranthene
benzo[e]pyrene
benzo[a]pyrene
perylene
indeno[1,2,3-c,d]pyrene
dibenz[a,h]anthracene
benzo[g,h,i]perylene

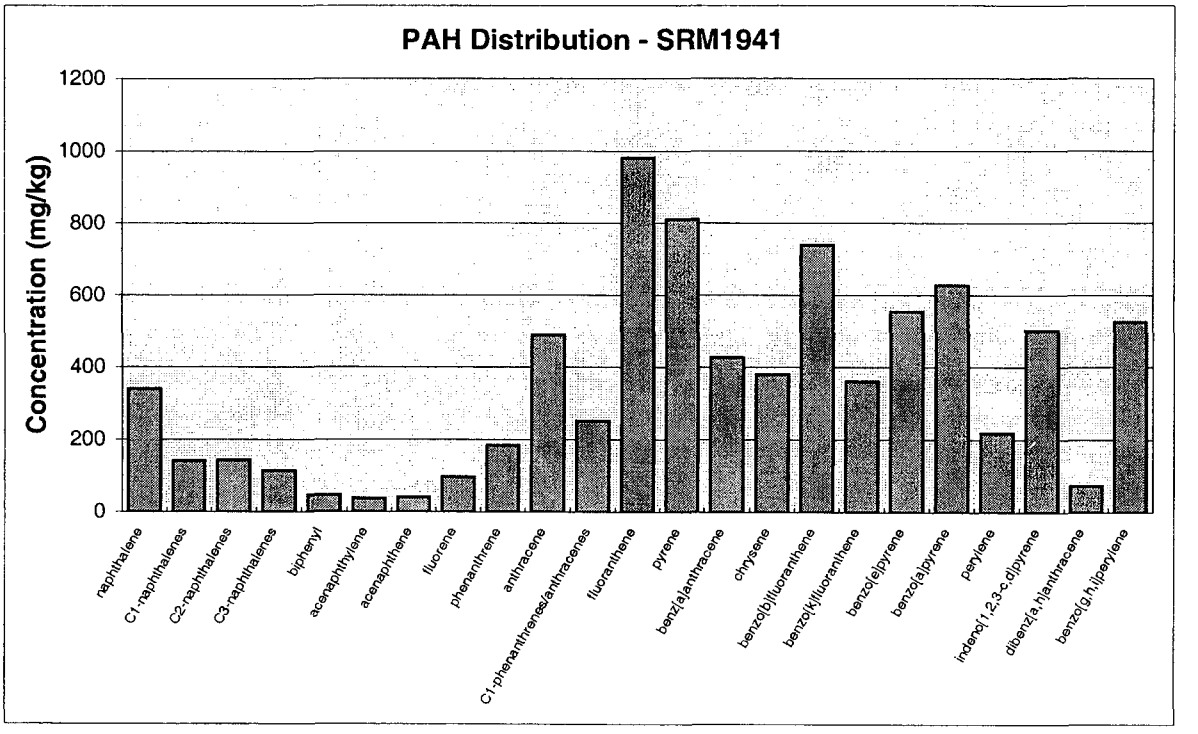
PAH Distribution - SRM1941
Concentration (mg/kg)
1200
1000
800
600
400
200
0
naphthalene
C1-naphthalenes
C2-naphthalenes
C3-naphthalenes
biphenyl
acenaphthylene
acenaphthene
fluorene
phenanthrene
anthracene
C1-phenanthrenes/anthracenes
fluoranthene
pyrene
benz[a]anthracene
chrysene
benzo[b]fluoranthene
benzo[k]fluoranthene
benzo[e]pyrene
benzo[a]pyrene
perylene
indeno[1,2,3-c,d]pyrene
dibenz[a,h]anthracene
benzo[g,h,i]perylene

Appendix K. PCB Congener Composition for Selected Aroclor Formulation Products

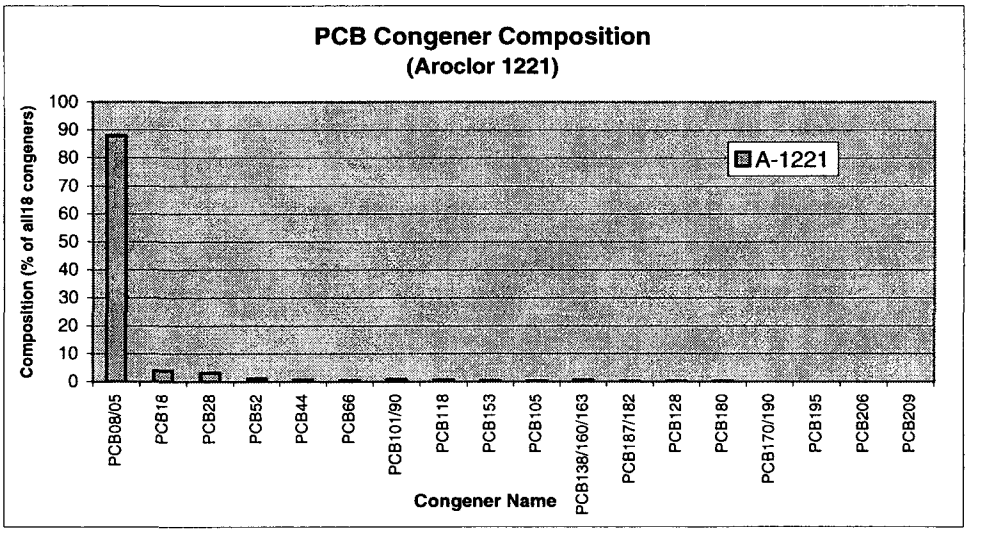
PCB Congener Composition
(Aroclor 1221)
Composition (% of all18 congeners)
100
90
80
70
60
50
40
30
20
10
0
A-1221
PCB08/05
PCB18
PCB28
PCB52
PCB44
PCB66
PCB101/90
PCB118
PCB153
PCB105
PCB138/160/163
PCB187/182
PCB128
PCB180
PCB170/190
PCB195
PCB206
PCB209
Congener Name

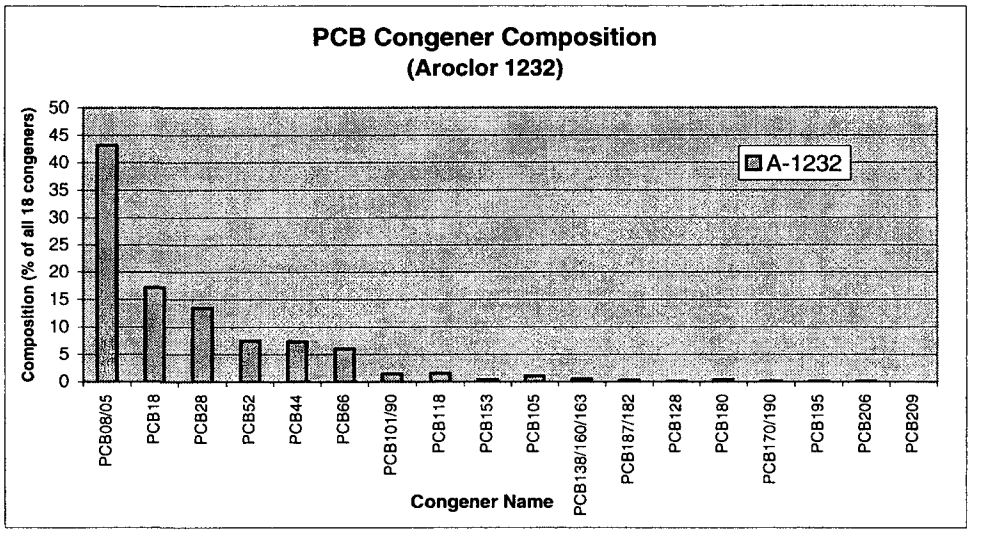
PCB Congener Composition
(Aroclor 1232)
Composition (% of all 18 congeners)
50
45
40
35
30
25
20
15
10
5
0
A-1232
PCB08/05
PCB18
PCB28
PCB52
PCB44
PCB66
PCB101/90
PCB118
PCB153
PCB105
PCB138/160/163
PCB187/182
PCB128
PCB180
PCB170/190
PCB195
PCB206
PCB209
Congener Name

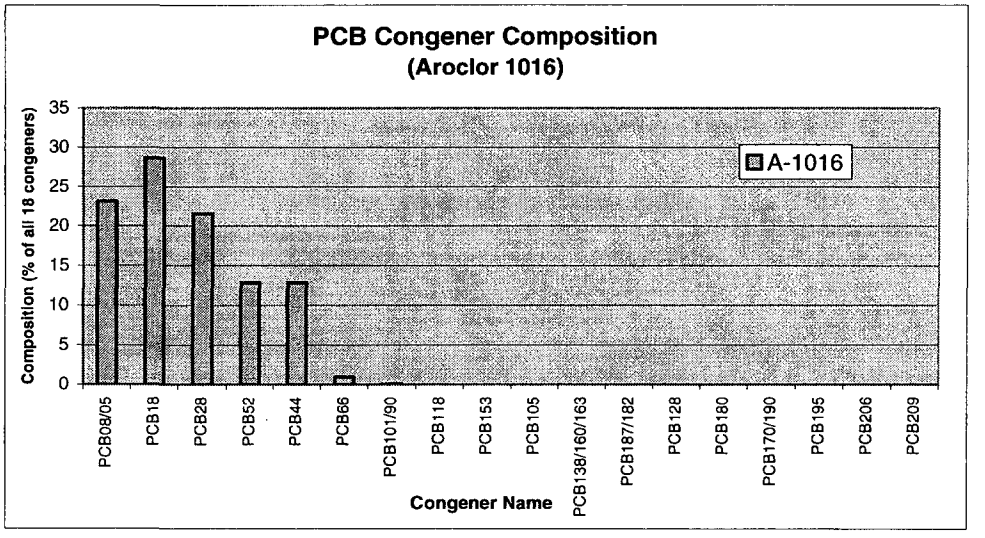
PCB Congener Composition
(Aroclor 1016)
Composition (% of all 18 congeners)
35
30
25
20
15
10
5
0
A-1016
PCB08/05
PCB18
PCB28
PCB52
PCB44
PCB66
PCB101/90
PCB118
PCB153
PCB105
PCB138/160/163
PCB187/182
PCB128
PCB180
PCB170/190
PCB195
PCB206
PCB209
Congener Name

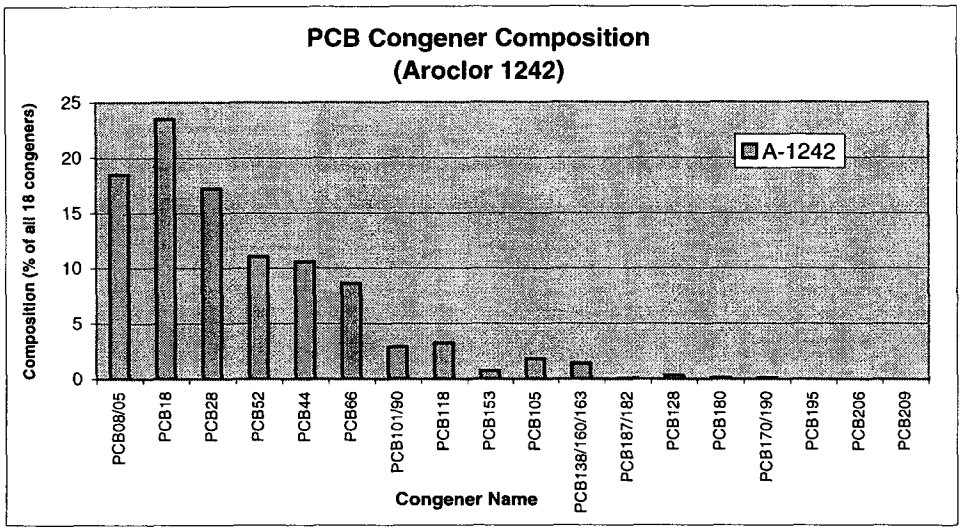
PCB Congener Composition
(Aroclor 1242)
Composition (% of all 18 congeners)
25
20
15
10
5
0
A-1242
PCB08/05
PCB18
PCB28
PCB52
PCB44
PCB66
PCB101/90
PCB118
PCB153
PCB105
PCB138/160/163
PCB187/182
PCB128
PCB180
PCB170/190
PCB195
PCB206
PCB209
Congener Name

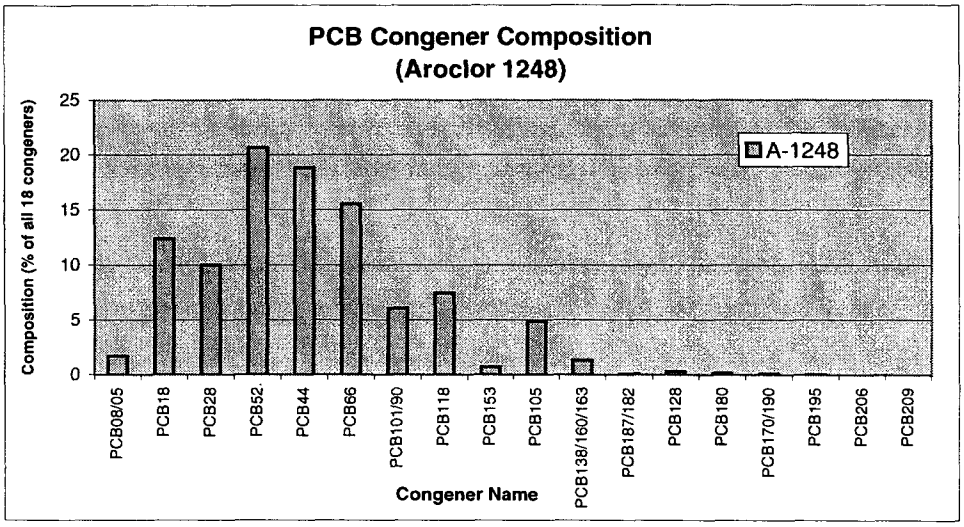
PCB Congener Composition
(Aroclor 1248)
Composition (% of all 18 congeners)
25
20
15
10
5
0
A-1248
PCB08/05
PCB18
PCB28
PCB52
PCB44
PCB66
PCB101/90
PCB118
PCB153
PCB105
PCB138/160/163
PCB187/182
PCB128
PCB180
PCB170/190
PCB195
PCB206
PCB209
Congener Name

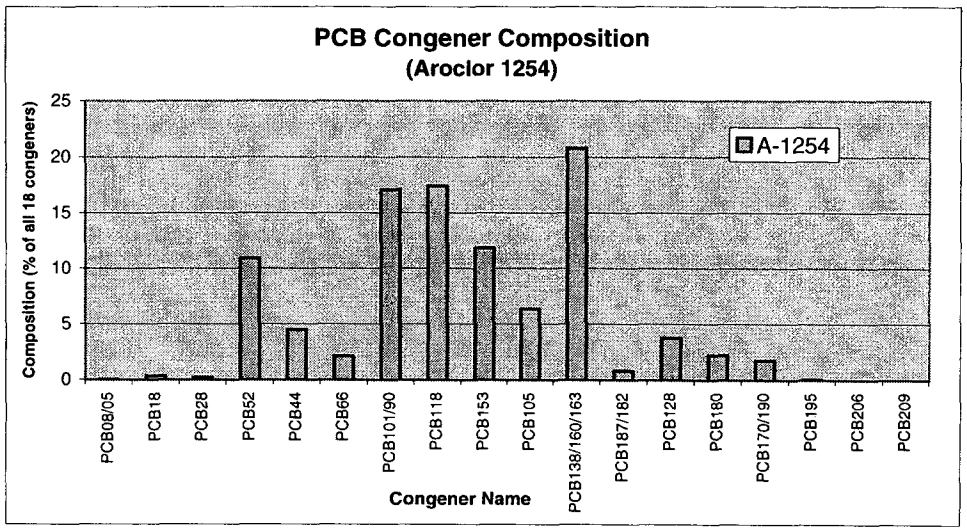
PCB Congener Composition
(Aroclor 1254)
Composition (% of all 18 congeners)
25
20
15
10
5
0
A-1254
PCB08/05
PCB18
PCB28
PCB52
PCB44
PCB66
PCB101/90
PCB118
PCB153
PCB105
PCB138/160/163
PCB187/182
PCB128
PCB180
PCB170/190
PCB195
PCB206
PCB209
Congener Name

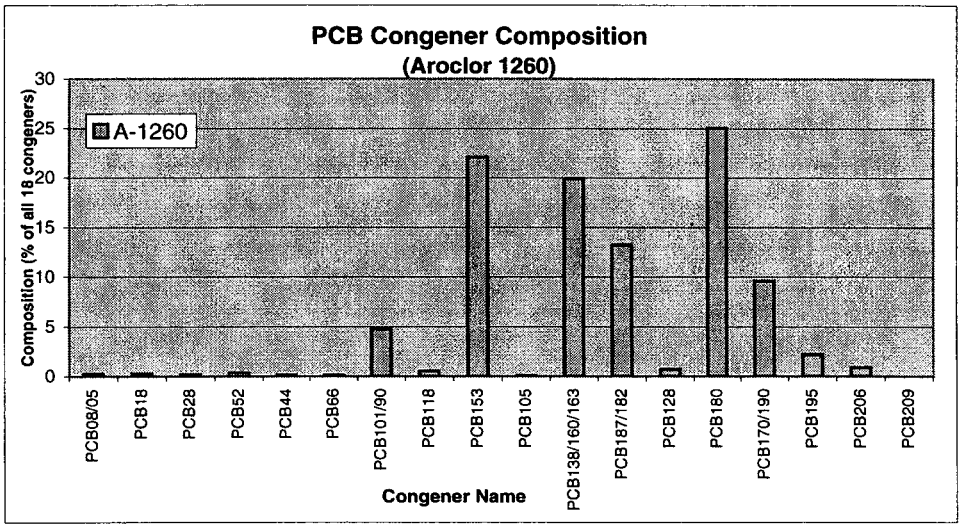
PCB Congener Composition
(Aroclor 1260)
A-1260
Composition (% of all 18 congeners)
0
5
10
15
20
25
30
PCB08/05
PCB18
PCB28
PCB52
PCB44
PCB66
PCB101/90
PCB118
PCB153
PCB105
PCB138/160/163
PCB187/182
PCB128
PCB180
PCB170/190
PCB195
PCB206
PCB209
Congener Name

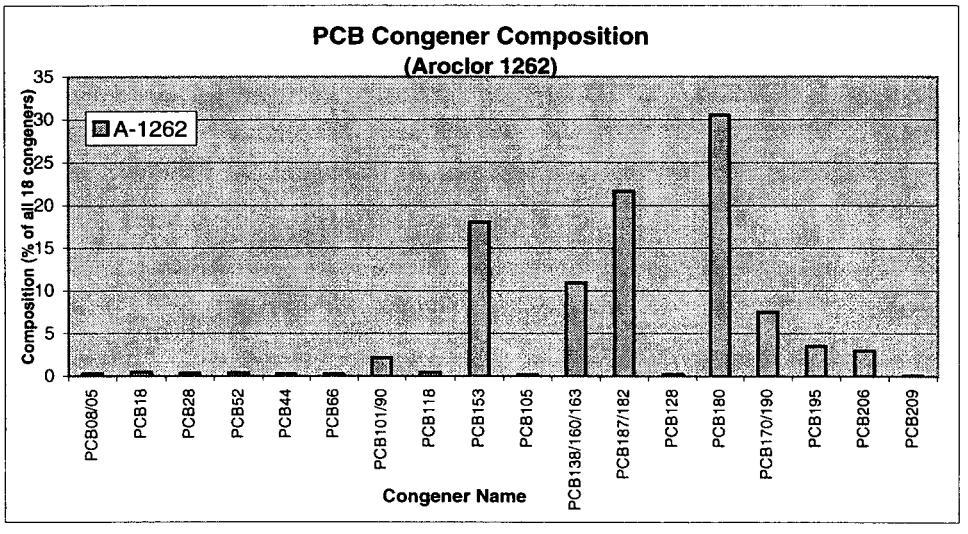
PCB Congener Composition
(Aroclor 1262)
A-1262
Composition (% of all 18 congeners)
0
5
10
15
20
25
30
35
PCB08/05
PCB18
PCB28
PCB52
PCB44
PCB66
PCB101/90
PCB118
PCB153
PCB105
PCB138/160/163
PCB187/182
PCB128
PCB180
PCB170/190
PCB195
PCB206
PCB209
Congener Name

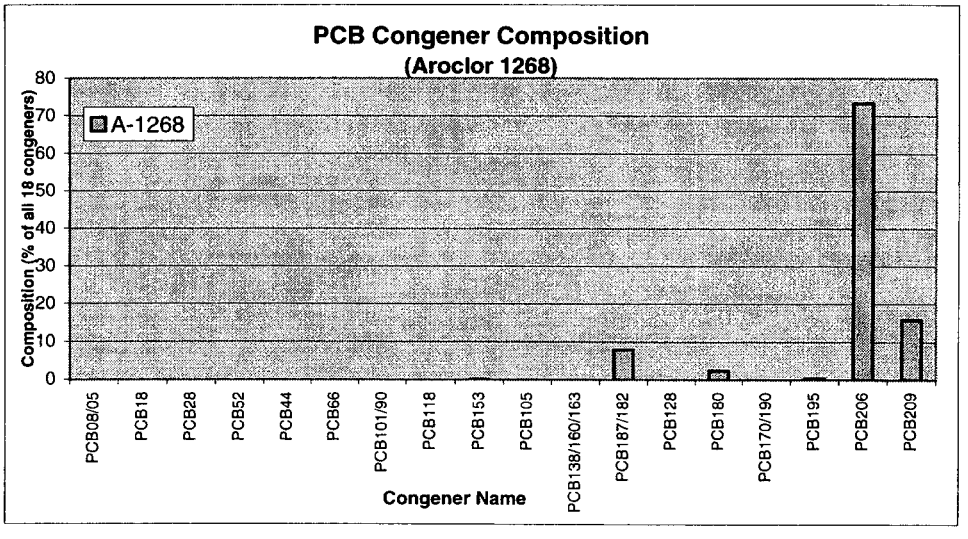
PCB Congener Composition
(Aroclor 1268)
A-1268
Composition (% of all 18 congeners)
0
10
20
30
40
50
60
70
80
PCB08/05
PCB18
PCB28
PCB52
PCB44
PCB66
PCB101/90
PCB118
PCB153
PCB105
PCB138/160/163
PCB187/182
PCB128
PCB180
PCB170/190
PCB195
PCB206
PCB209
Congener Name

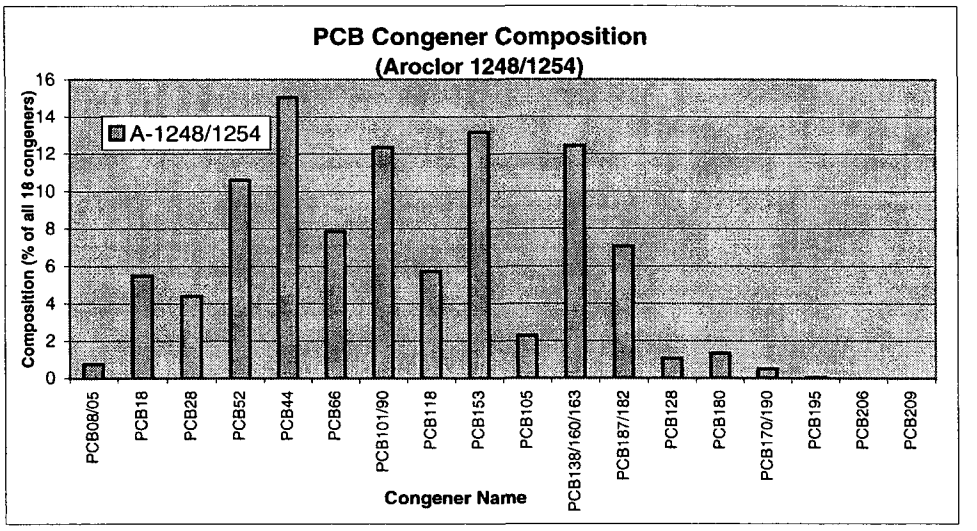
PCB Congener Composition
(Aroclor 1248/1254)
A-1248/1254
Composition (% of all 18 congeners)
0
2
4
6
8
10
12
14
16
PCB08/05
PCB18
PCB28
PCB52
PCB44
PCB66
PCB101/90
PCB118
PCB153
PCB105
PCB138/160/163
PCB187/182
PCB128
PCB180
PCB170/190
PCB195
PCB206
PCB209
Congener Name

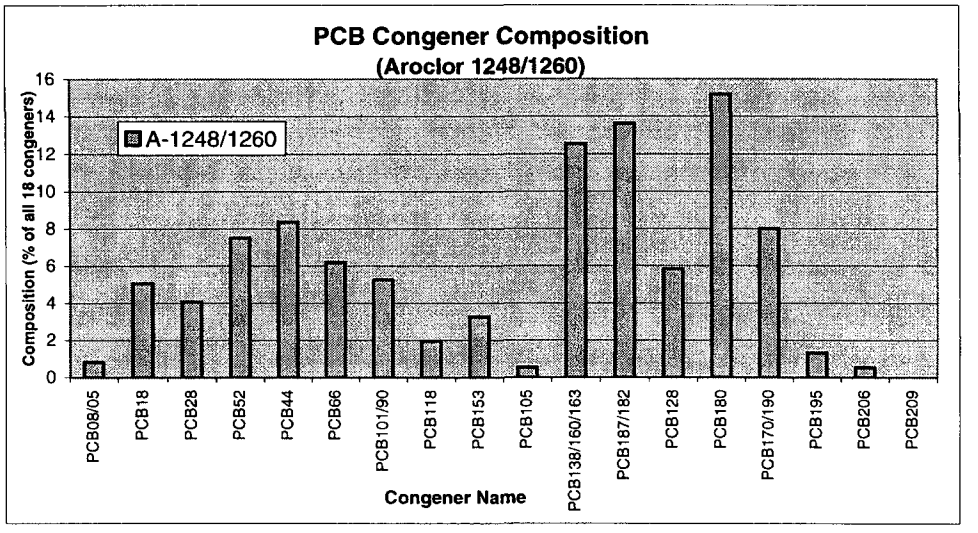
PCB Congener Composition
(Aroclor 1248/1260)
A-1248/1260
Composition (% of all 18 congeners)
0
2
4
6
8
10
12
14
16
PCB08/05
PCB18
PCB28
PCB52
PCB44
PCB66
PCB101/90
PCB118
PCB153
PCB105
PCB138/160/163
PCB187/182
PCB128
PCB180
PCB170/190
PCB195
PCB206
PCB209
Congener Name

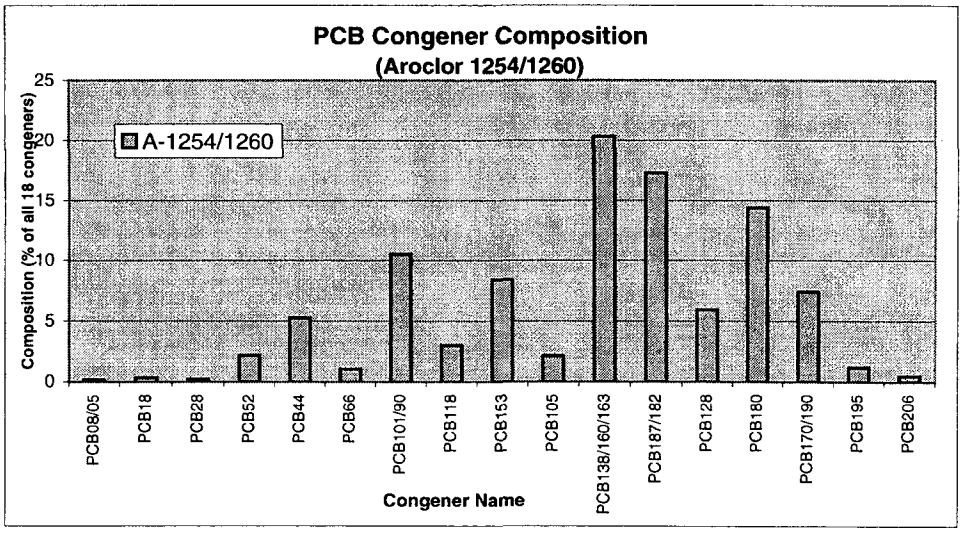
PCB Congener Composition
(Aroclor 1254/1260)
A-1254/1260
Composition (% of all 18 congeners)
0
5
10
15
20
25
PCB08/05
PCB18
PCB28
PCB52
PCB44
PCB66
PCB101/90
PCB118
PCB153
PCB105
PCB138/160/163
PCB187/182
PCB128
PCB180
PCB170/190
PCB195
PCB206
Congener Name

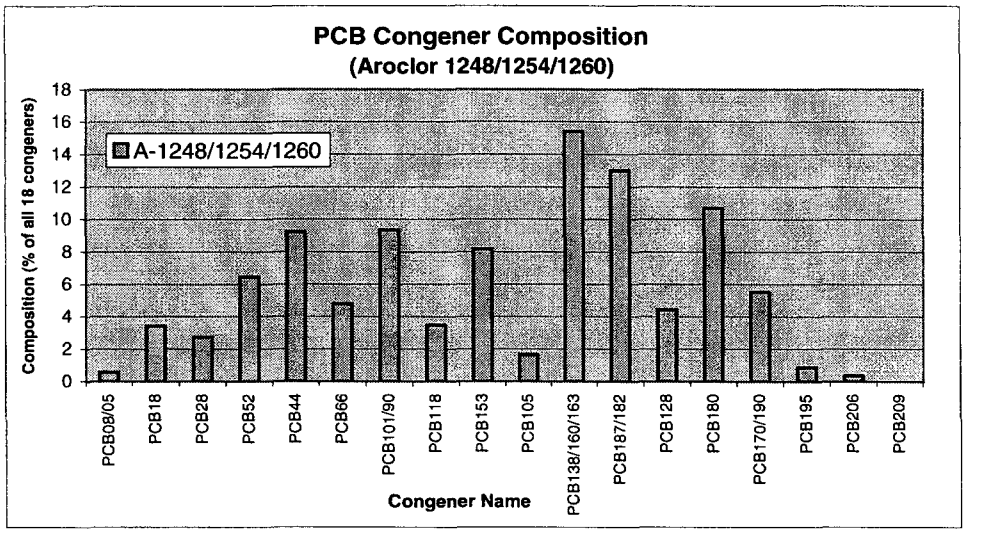
PCB Congener Composition
(Aroclor 1248/1254/1260)
A-1248/1254/1260
Composition (% of all 18 congeners)
0
2
4
6
8
10
12
14
16
18
PCB08/05
PCB18
PCB28
PCB52
PCB44
PCB66
PCB101/90
PCB118
PCB153
PCB105
PCB138/160/163
PCB187/182
PCB128
PCB180
PCB170/190
PCB195
PCB206
PCB209
Congener Name

Appendix L. Charts with Metal Concentration Data

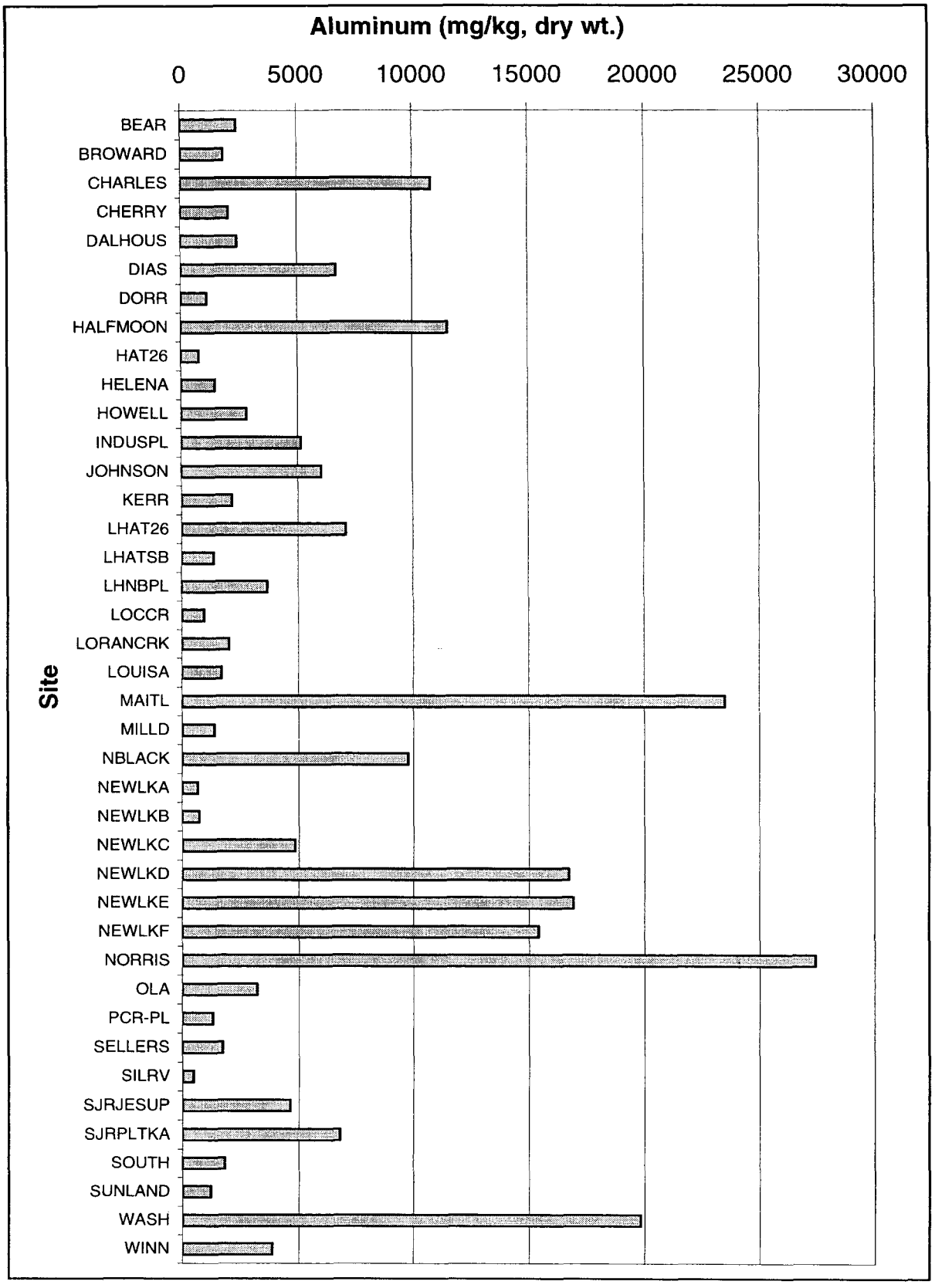
Aluminum (mg/kg, dry wt.)
0
5000
10000
15000
20000
25000
30000
Site
BEAR
BROWARD
CHARLES
CHERRY
DALHOUS
DIAS
DORR
HALFMOON
HAT26
HELENA
HOWELL
INDUSPL
JOHNSON
KERR
LHAT26
LHATSB
LHNBPL
LOCCR
LORANCRK
LOUISA
MAITL
MILLD
NBLACK
NEWLKA
NEWLKB
NEWLKC
NEWLKD
NEWLKE
NEWLKF
NORRIS
OLA
PCR-PL
SELLERS
SILRV
SJRJESUP
SJRPLTKA
SOUTH
SUNLAND
WASH
WINN

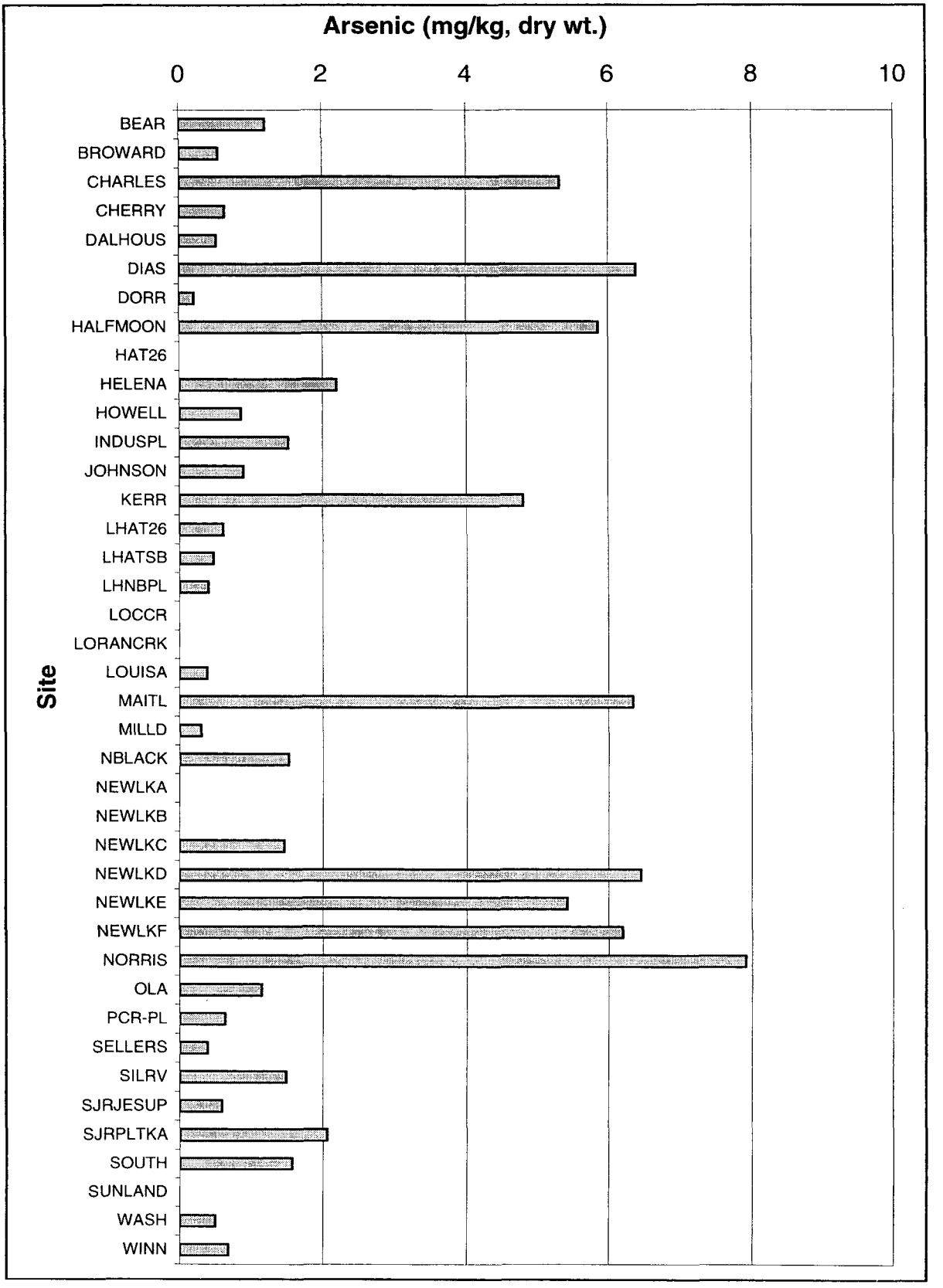
Arsenic (mg/kg, dry wt.)
0
2
4
6
8
10
Site
BEAR
BROWARD
CHARLES
CHERRY
DALHOUS
DIAS
DORR
HALFMOON
HAT26
HELENA
HOWELL
INDUSPL
JOHNSON
KERR
LHAT26
LHATSB
LHNBPL
LOCCR
LORANCRK
LOUISA
MAITL
MILLD
NBLACK
NEWLKA
NEWLKB
NEWLKC
NEWLKD
NEWLKE
NEWLKF
NORRIS
OLA
PCR-PL
SELLERS
SILRV
SJRJESUP
SJRPLTKA
SOUTH
SUNLAND
WASH
WINN

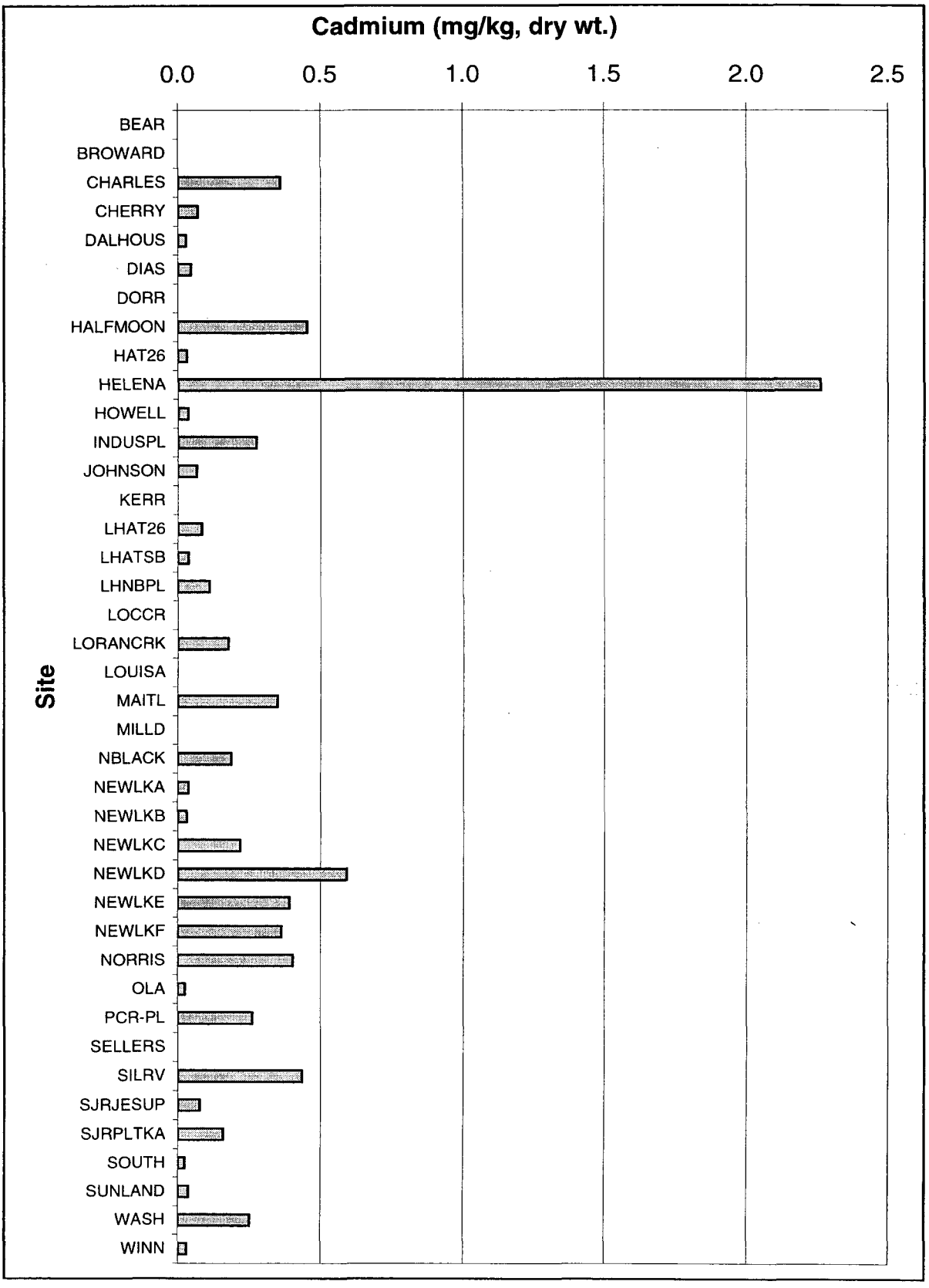
Cadmium (mg/kg, dry wt.)
0.0
0.5
1.0
1.5
2.0
2.5
Site
BEAR
BROWARD
CHARLES
CHERRY
DALHOUS
DIAS
DORR
HALFMOON
HAT26
HELENA
HOWELL
INDUSPL
JOHNSON
KERR
LHAT26
LHATSB
LHNBPL
LOCCR
LORANCRK
LOUISA
MAITL
MILLD
NBLACK
NEWLKA
NEWLKB
NEWLKC
NEWLKD
NEWLKE
NEWLKF
NORRIS
OLA
PCR-PL
SELLERS
SILRV
SJRJESUP
SJRPLTKA
SOUTH
SUNLAND
WASH
WINN

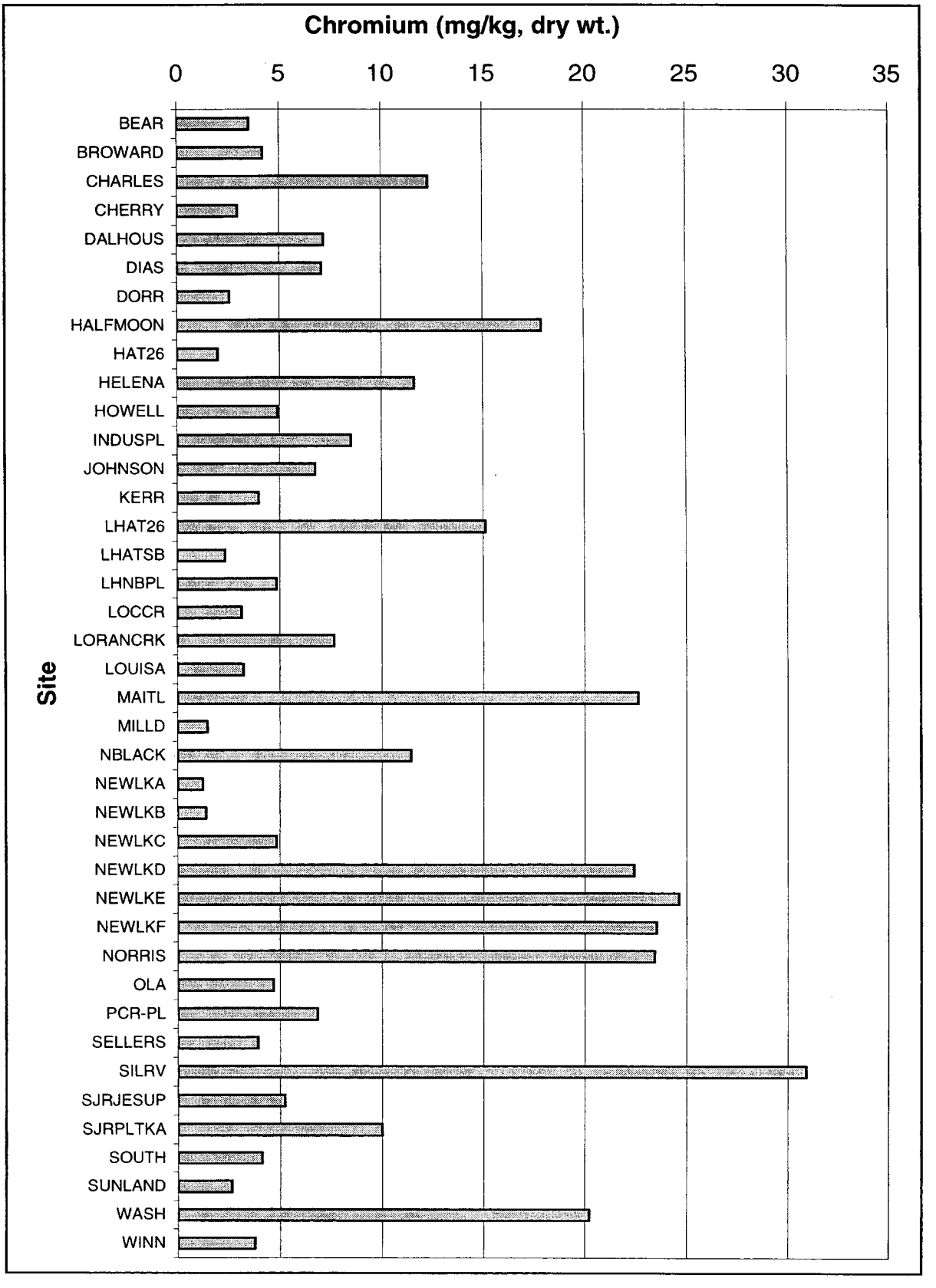
Chromium (mg/kg, dry wt.)
0
5
10
15
20
25
30
35
Site
BEAR
BROWARD
CHARLES
CHERRY
DALHOUS
DIAS
DORR
HALFMOON
HAT26
HELENA
HOWELL
INDUSPL
JOHNSON
KERR
LHAT26
LHATSB
LHNBPL
LOCCR
LORANCRK
LOUISA
MAITL
MILLD
NBLACK
NEWLKA
NEWLKB
NEWLKC
NEWLKD
NEWLKE
NEWLKF
NORRIS
OLA
PCR-PL
SELLERS
SILRV
SJRJESUP
SJRPLTKA
SOUTH
SUNLAND
WASH
WINN

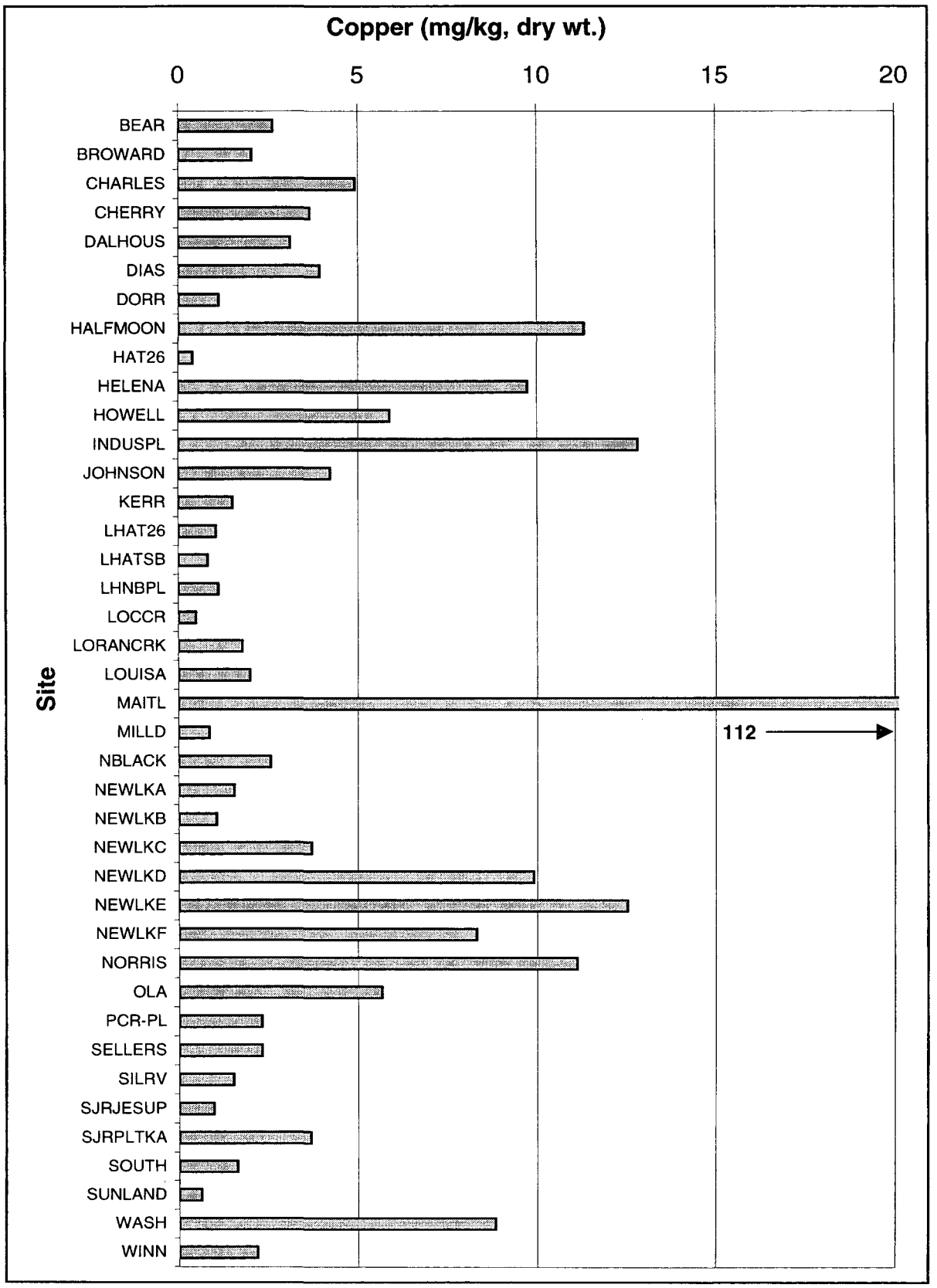
Copper (mg/kg, dry wt.)
0
5
10
15
20
Site
BEAR
BROWARD
CHARLES
CHERRY
DALHOUS
DIAS
DORR
HALFMOON
HAT26
HELENA
HOWELL
INDUSPL
JOHNSON
KERR
LHAT26
LHATSB
LHNBPL
LOCCR
LORANCRK
LOUISA
MAITL
MILLD
NBLACK
NEWLKA
NEWLKB
NEWLKC
NEWLKD
NEWLKE
NEWLKF
NORRIS
OLA
PCR-PL
SELLERS
SILRV
SJRJESUP
SJRPLTKA
SOUTH
SUNLAND
WASH
WINN
112

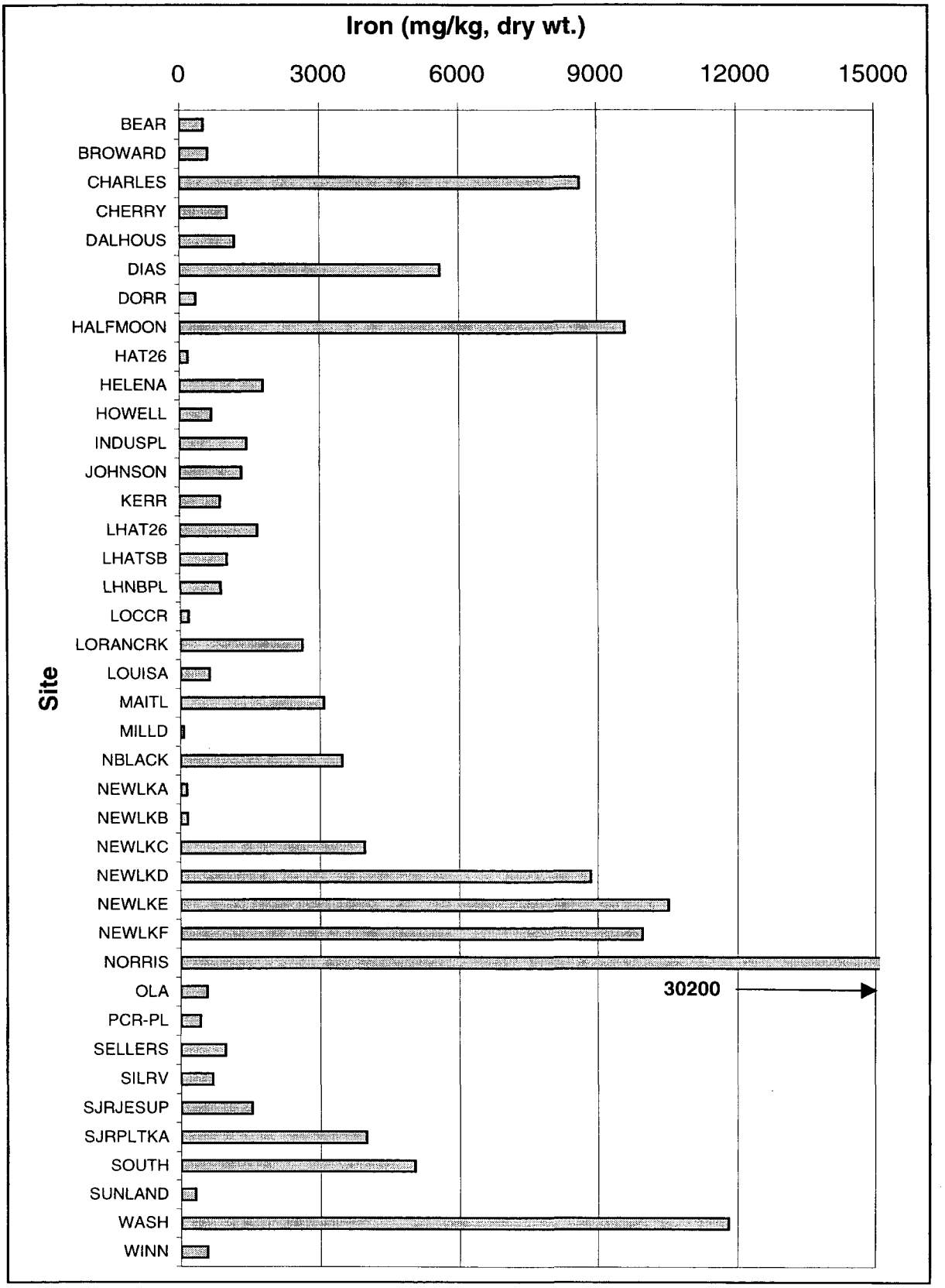
Iron (mg/kg, dry wt.)
0
3000
6000
9000
12000
15000
Site
BEAR
BROWARD
CHARLES
CHERRY
DALHOUS
DIAS
DORR
HALFMOON
HAT26
HELENA
HOWELL
INDUSPL
JOHNSON
KERR
LHAT26
LHATSB
LHNBPL
LOCCR
LORANCRK
LOUISA
MAITL
MILLD
NBLACK
NEWLKA
NEWLKB
NEWLKC
NEWLKD
NEWLKE
NEWLKF
NORRIS
OLA
PCR-PL
SELLERS
SILRV
SJRJESUP
SJRPLTKA
SOUTH
SUNLAND
WASH
WINN
30200

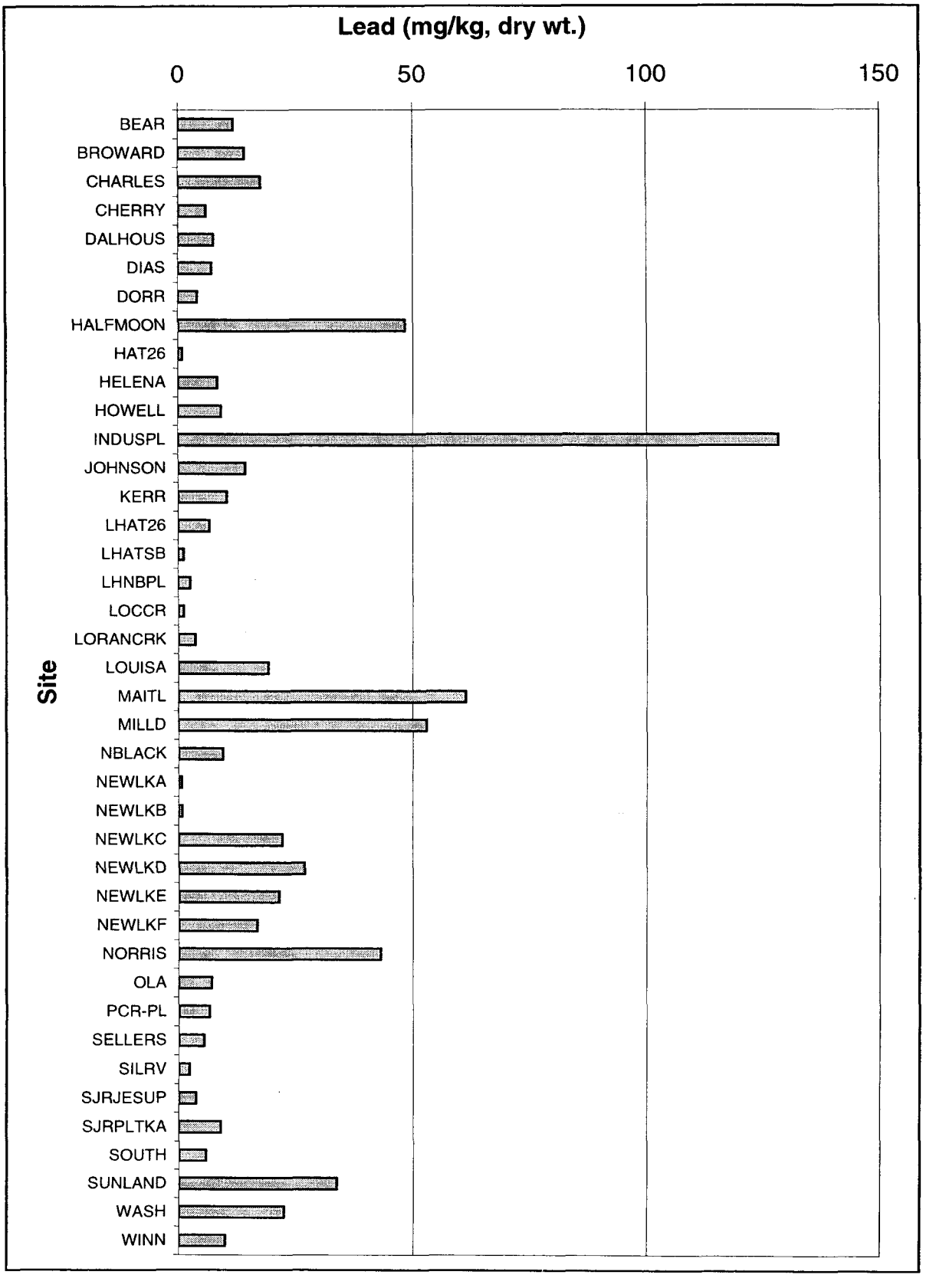
Lead (mg/kg, dry wt.)
0
50
100
150
Site
BEAR
BROWARD
CHARLES
CHERRY
DALHOUS
DIAS
DORR
HALFMOON
HAT26
HELENA
HOWELL
INDUSPL
JOHNSON
KERR
LHAT26
LHATSB
LHNBPL
LOCCR
LORANCRK
LOUISA
MAITL
MILLD
NBLACK
NEWLKA
NEWLKB
NEWLKC
NEWLKD
NEWLKE
NEWLKF
NORRIS
OLA
PCR-PL
SELLERS
SILRV
SJRJESUP
SJRPLTKA
SOUTH
SUNLAND
WASH
WINN

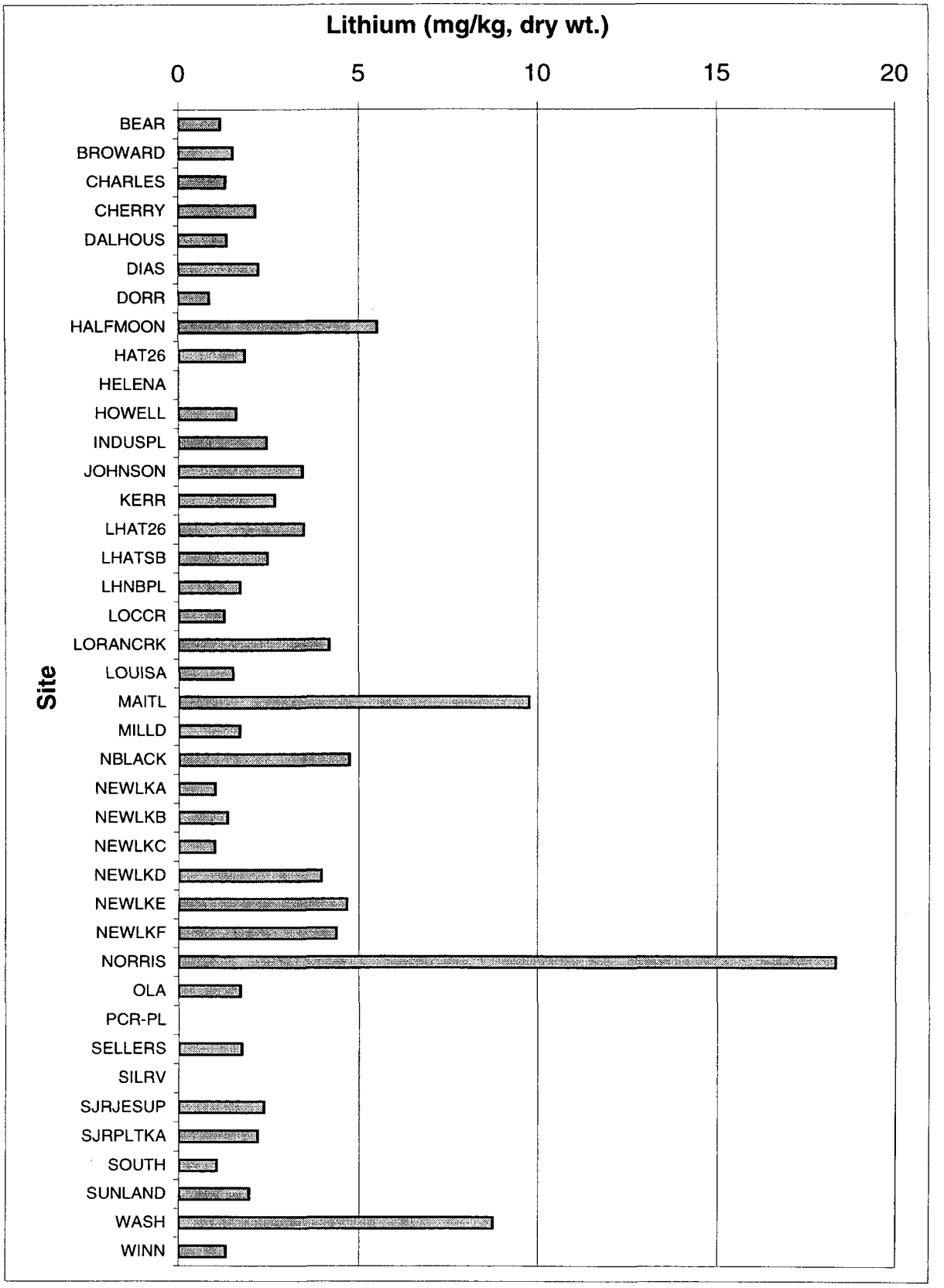
Lithium (mg/kg, dry wt.)
0
5
10
15
20
Site
BEAR
BROWARD
CHARLES
CHERRY
DALHOUS
DIAS
DORR
HALFMOON
HAT26
HELENA
HOWELL
INDUSPL
JOHNSON
KERR
LHAT26
LHATSB
LHNBPL
LOCCR
LORANCRK
LOUISA
MAITL
MILLD
NBLACK
NEWLKA
NEWLKB
NEWLKC
NEWLKD
NEWLKE
NEWLKF
NORRIS
OLA
PCR-PL
SELLERS
SILRV
SJRJESUP
SJRPLTKA
SOUTH
SUNLAND
WASH
WINN

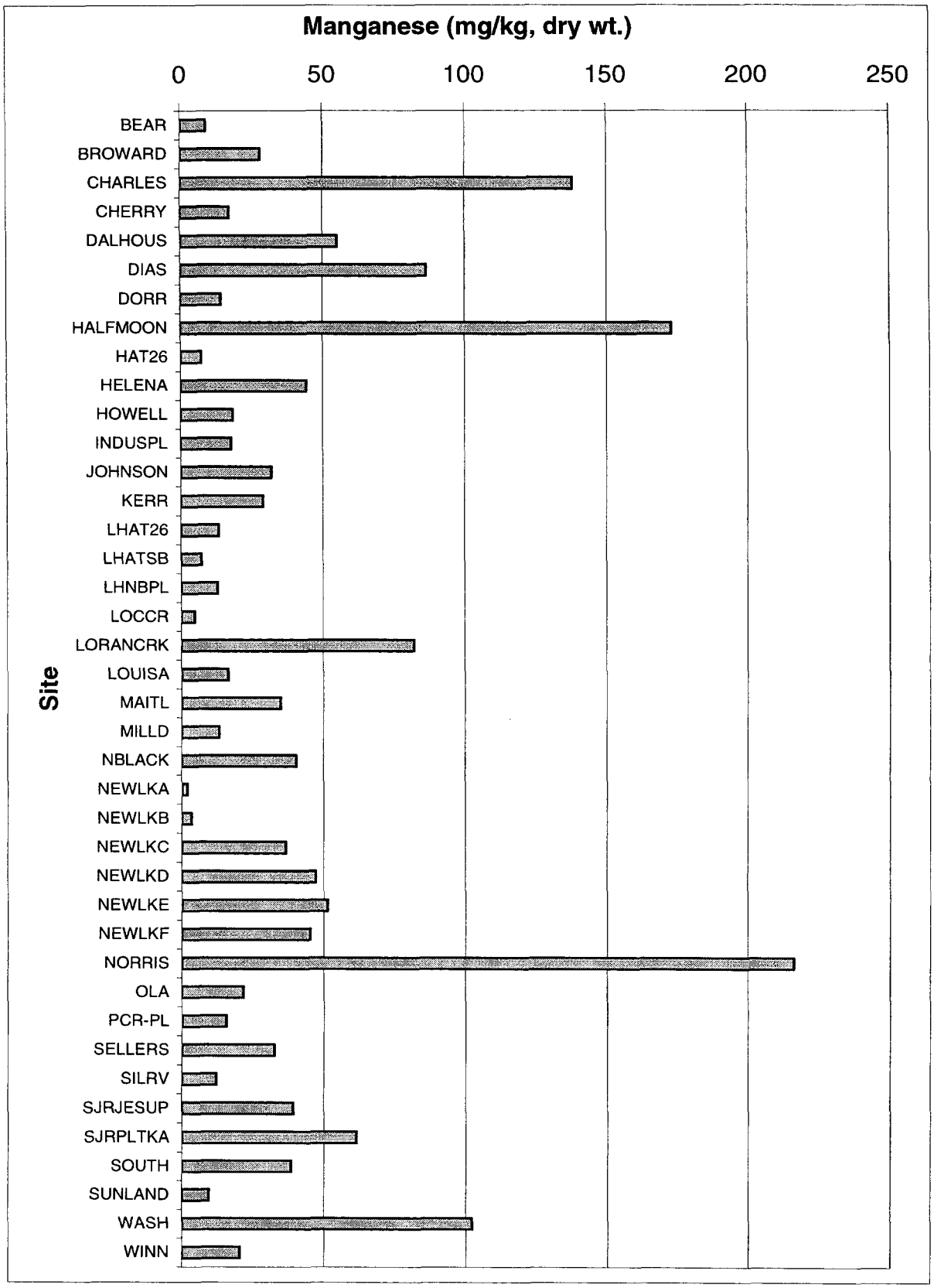
Manganese (mg/kg, dry wt.)
0
50
100
150
200
250
Site
BEAR
BROWARD
CHARLES
CHERRY
DALHOUS
DIAS
DORR
HALFMOON
HAT26
HELENA
HOWELL
INDUSPL
JOHNSON
KERR
LHAT26
LHATSB
LHNBPL
LOCCR
LORANCRK
LOUISA
MAITL
MILLD
NBLACK
NEWLKA
NEWLKB
NEWLKC
NEWLKD
NEWLKE
NEWLKF
NORRIS
OLA
PCR-PL
SELLERS
SILRV
SJRJESUP
SJRPLTKA
SOUTH
SUNLAND
WASH
WINN

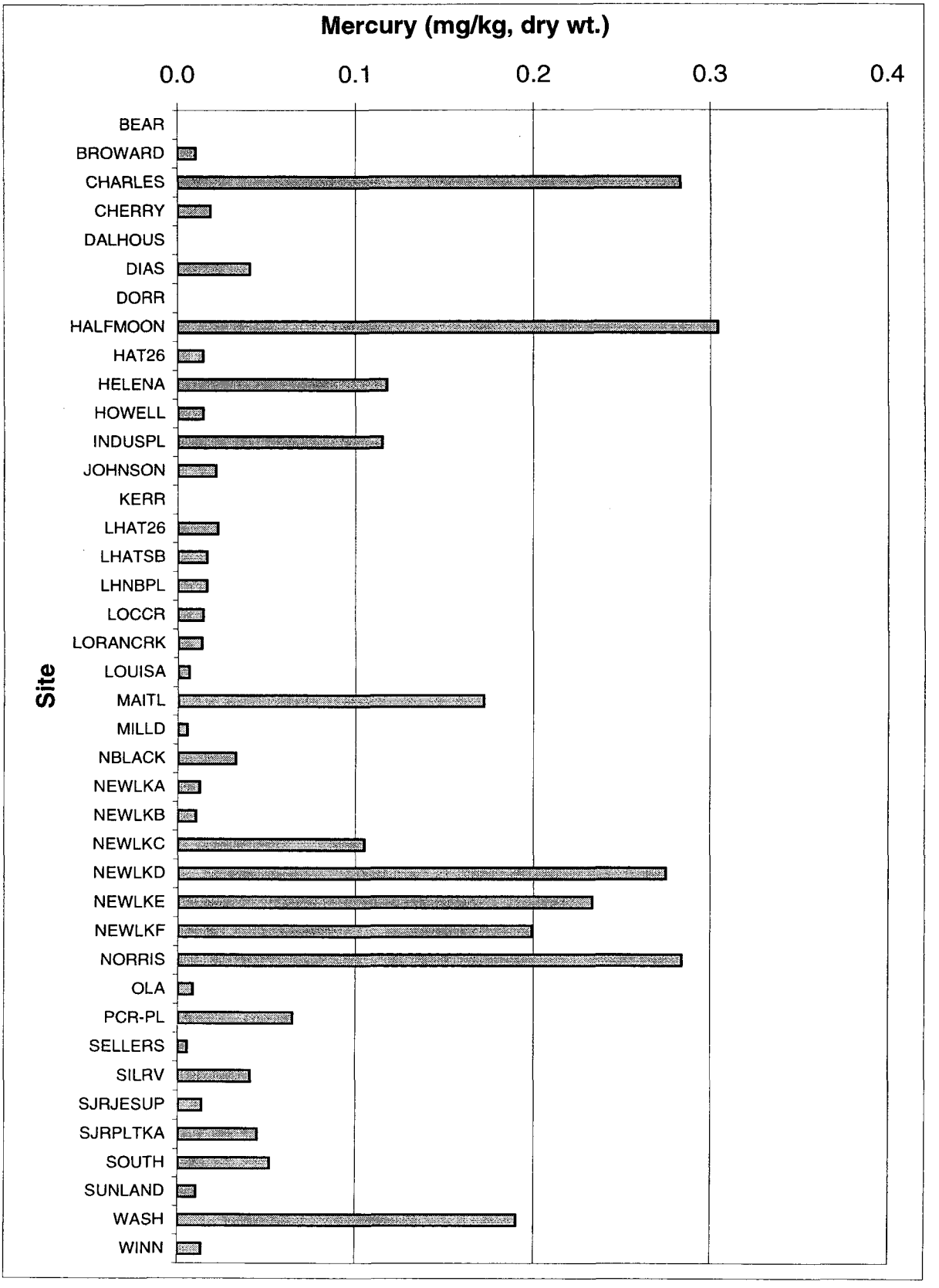
Mercury (mg/kg, dry wt.)
0.0
0.1
0.2
0.3
0.4
Site
BEAR
BROWARD
CHARLES
CHERRY
DALHOUS
DIAS
DORR
HALFMOON
HAT26
HELENA
HOWELL
INDUSPL
JOHNSON
KERR
LHAT26
LHATSB
LHNBPL
LOCCR
LORANCRK
LOUISA
MAITL
MILLD
NBLACK
NEWLKA
NEWLKB
NEWLKC
NEWLKD
NEWLKE
NEWLKF
NORRIS
OLA
PCR-PL
SELLERS
SILRV
SJRJESUP
SJRPLTKA
SOUTH
SUNLAND
WASH
WINN

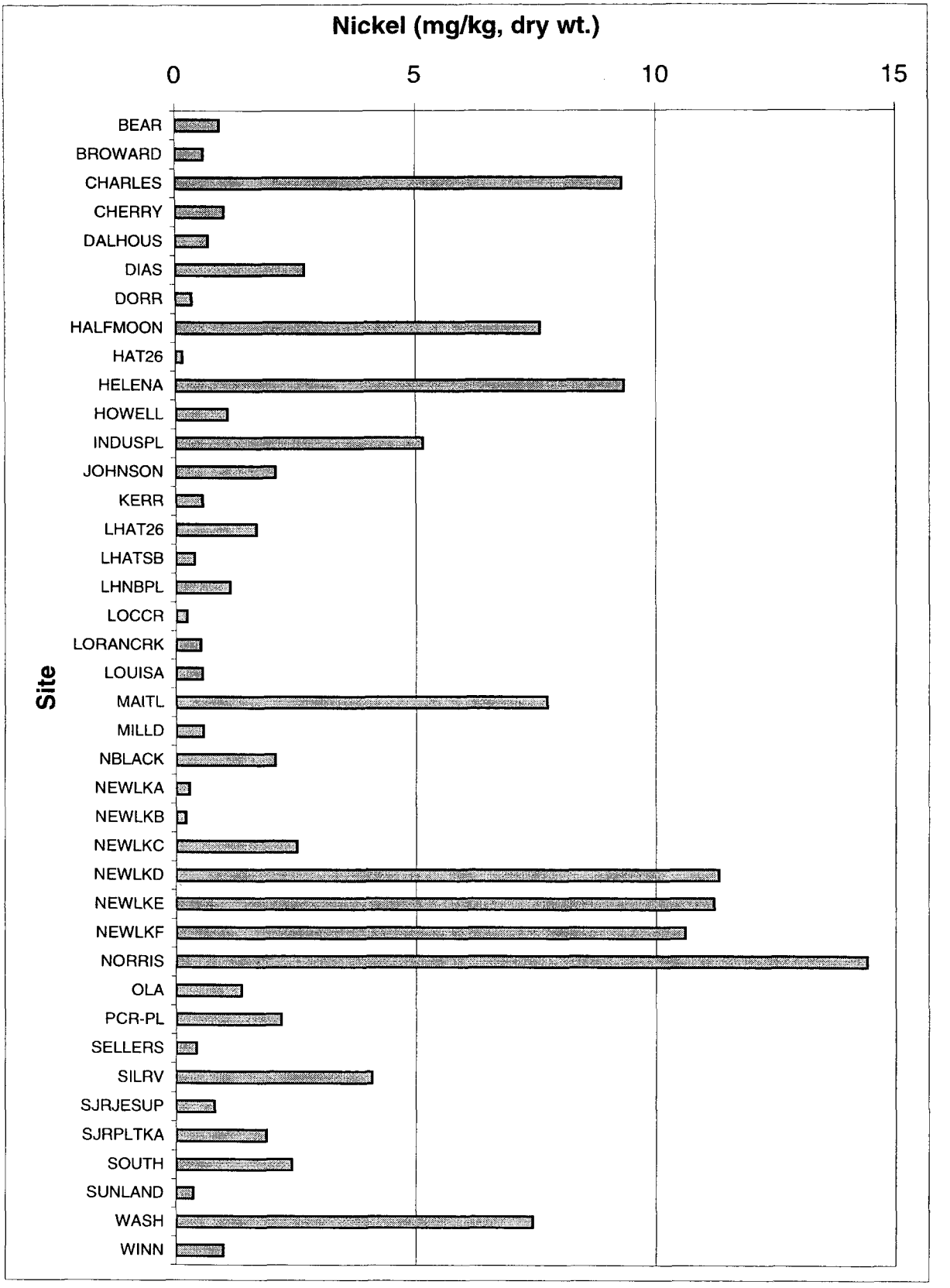
Nickel (mg/kg, dry wt.)
0
5
10
15
Site
BEAR
BROWARD
CHARLES
CHERRY
DALHOUS
DIAS
DORR
HALFMOON
HAT26
HELENA
HOWELL
INDUSPL
JOHNSON
KERR
LHAT26
LHATSB
LHNBPL
LOCCR
LORANCRK
LOUISA
MAITL
MILLD
NBLACK
NEWLKA
NEWLKB
NEWLKC
NEWLKD
NEWLKE
NEWLKF
NORRIS
OLA
PCR-PL
SELLERS
SILRV
SJRJESUP
SJRPLTKA
SOUTH
SUNLAND
WASH
WINN

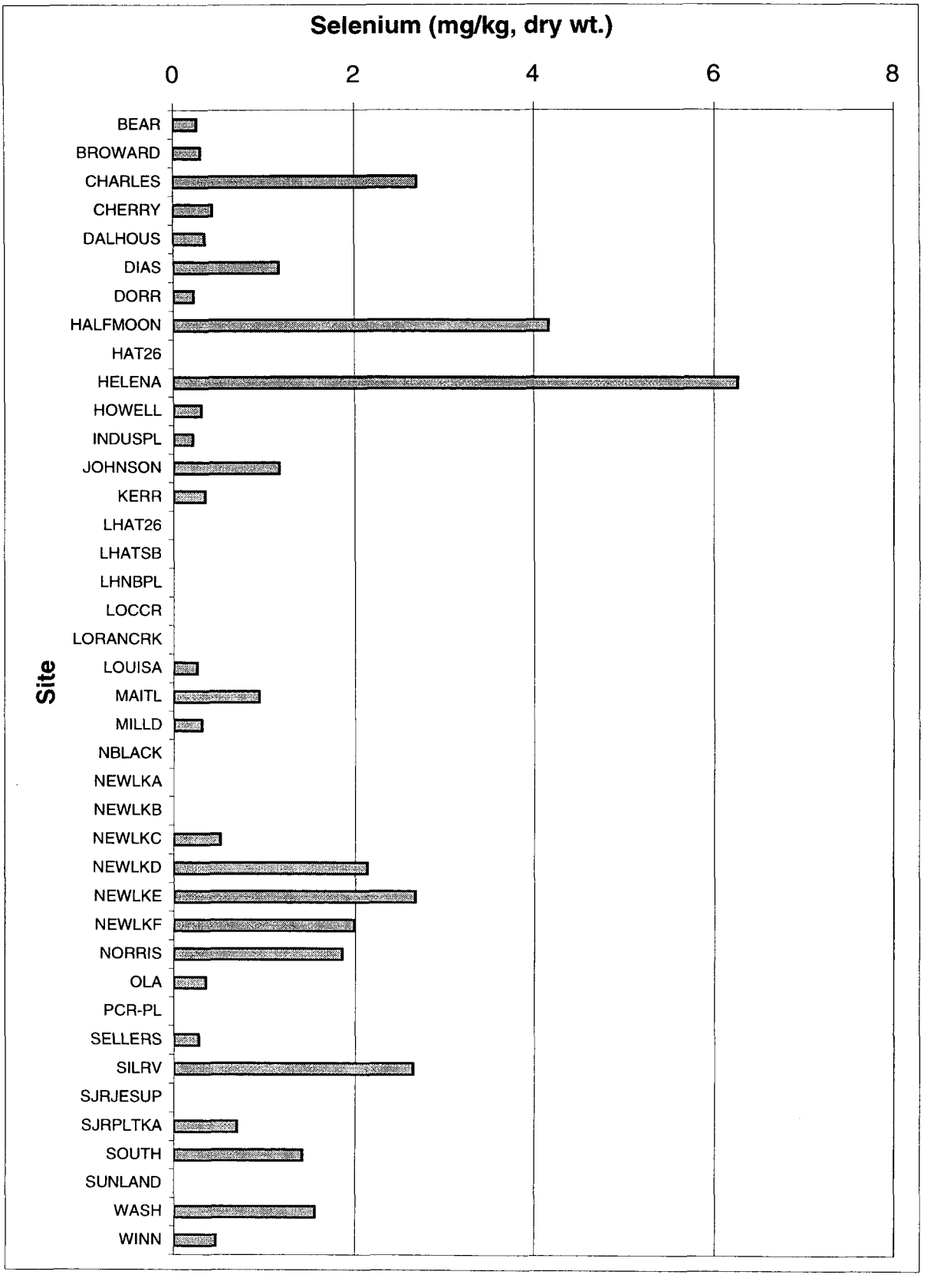
Selenium (mg/kg, dry wt.)
0
2
4
6
8
Site
BEAR
BROWARD
CHARLES
CHERRY
DALHOUS
DIAS
DORR
HALFMOON
HAT26
HELENA
HOWELL
INDUSPL
JOHNSON
KERR
LHAT26
LHATSB
LHNBPL
LOCCR
LORANCRK
LOUISA
MAITL
MILLD
NBLACK
NEWLKA
NEWLKB
NEWLKC
NEWLKD
NEWLKE
NEWLKF
NORRIS
OLA
PCR-PL
SELLERS
SILRV
SJRJESUP
SJRPLTKA
SOUTH
SUNLAND
WASH
WINN

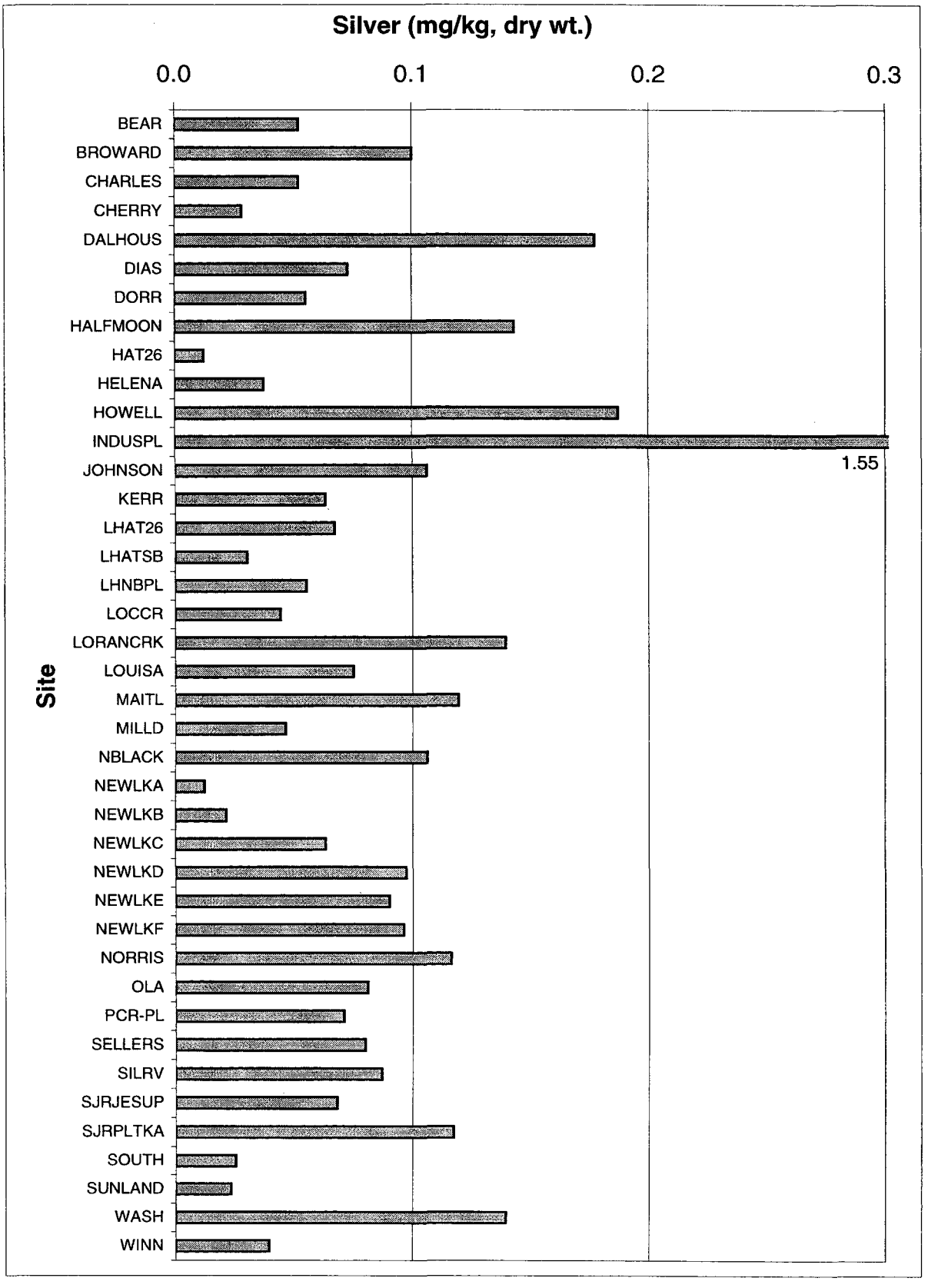
Silver (mg/kg, dry wt.)
0.0
0.1
0.2
0.3
Site
BEAR
BROWARD
CHARLES
CHERRY
DALHOUS
DIAS
DORR
HALFMOON
HAT26
HELENA
HOWELL
INDUSPL
JOHNSON
KERR
LHAT26
LHATSB
LHNBPL
LOCCR
LORANCRK
LOUISA
MAITL
MILLD
NBLACK
NEWLKA
NEWLKB
NEWLKC
NEWLKD
NEWLKE
NEWLKF
NORRIS
OLA
PCR-PL
SELLERS
SILRV
SJRJESUP
SJRPLTKA
SOUTH
SUNLAND
WASH
WINN
1.55

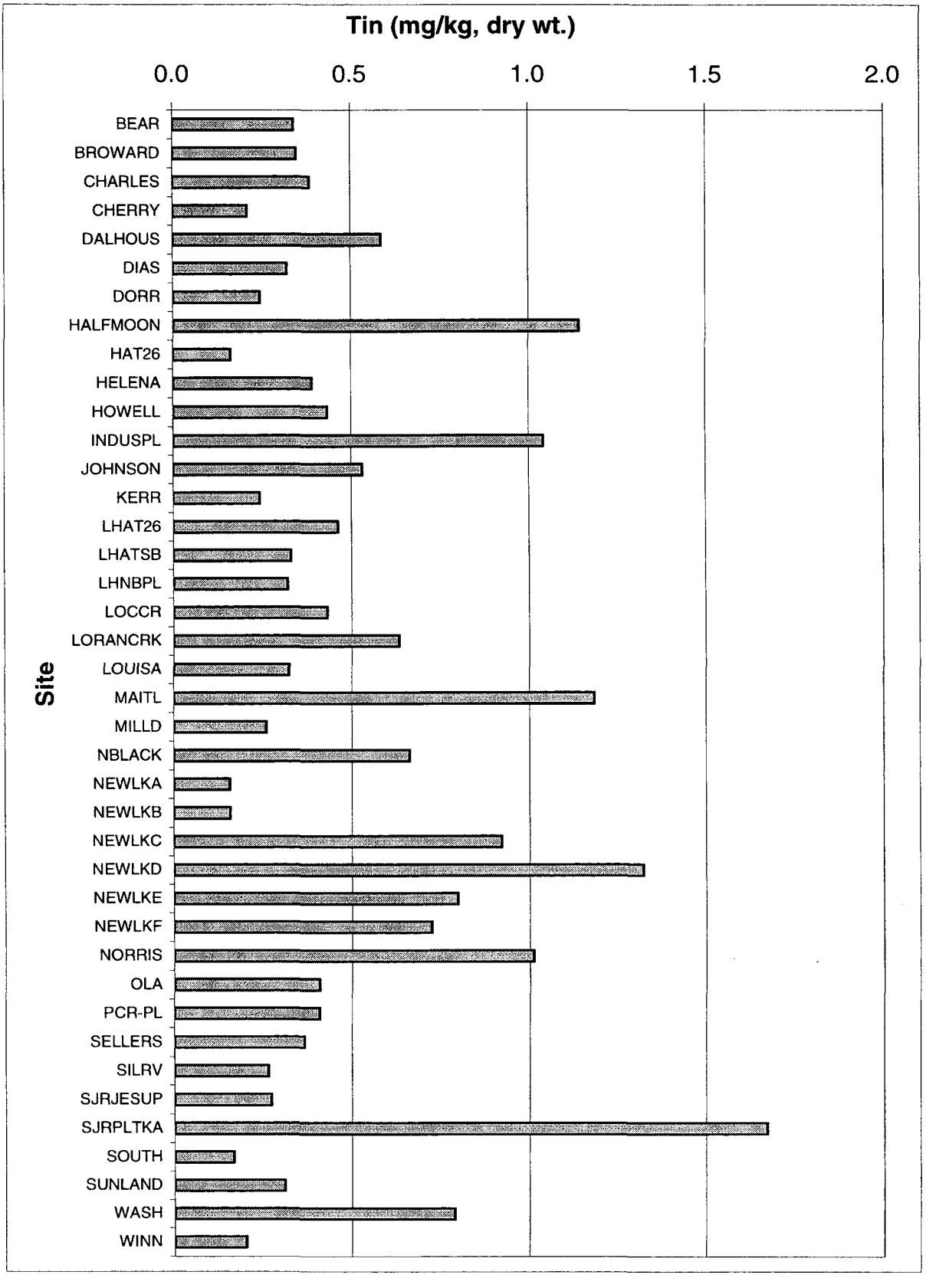
Tin (mg/kg, dry wt.)
0.0
0.5
1.0
1.5
2.0
Site
BEAR
BROWARD
CHARLES
CHERRY
DALHOUS
DIAS
DORR
HALFMOON
HAT26
HELENA
HOWELL
INDUSPL
JOHNSON
KERR
LHAT26
LHATSB
LHNBPL
LOCCR
LORANCRK
LOUISA
MAITL
MILLD
NBLACK
NEWLKA
NEWLKB
NEWLKC
NEWLKD
NEWLKE
NEWLKF
NORRIS
OLA
PCR-PL
SELLERS
SILRV
SJRJESUP
SJRPLTKA
SOUTH
SUNLAND
WASH
WINN

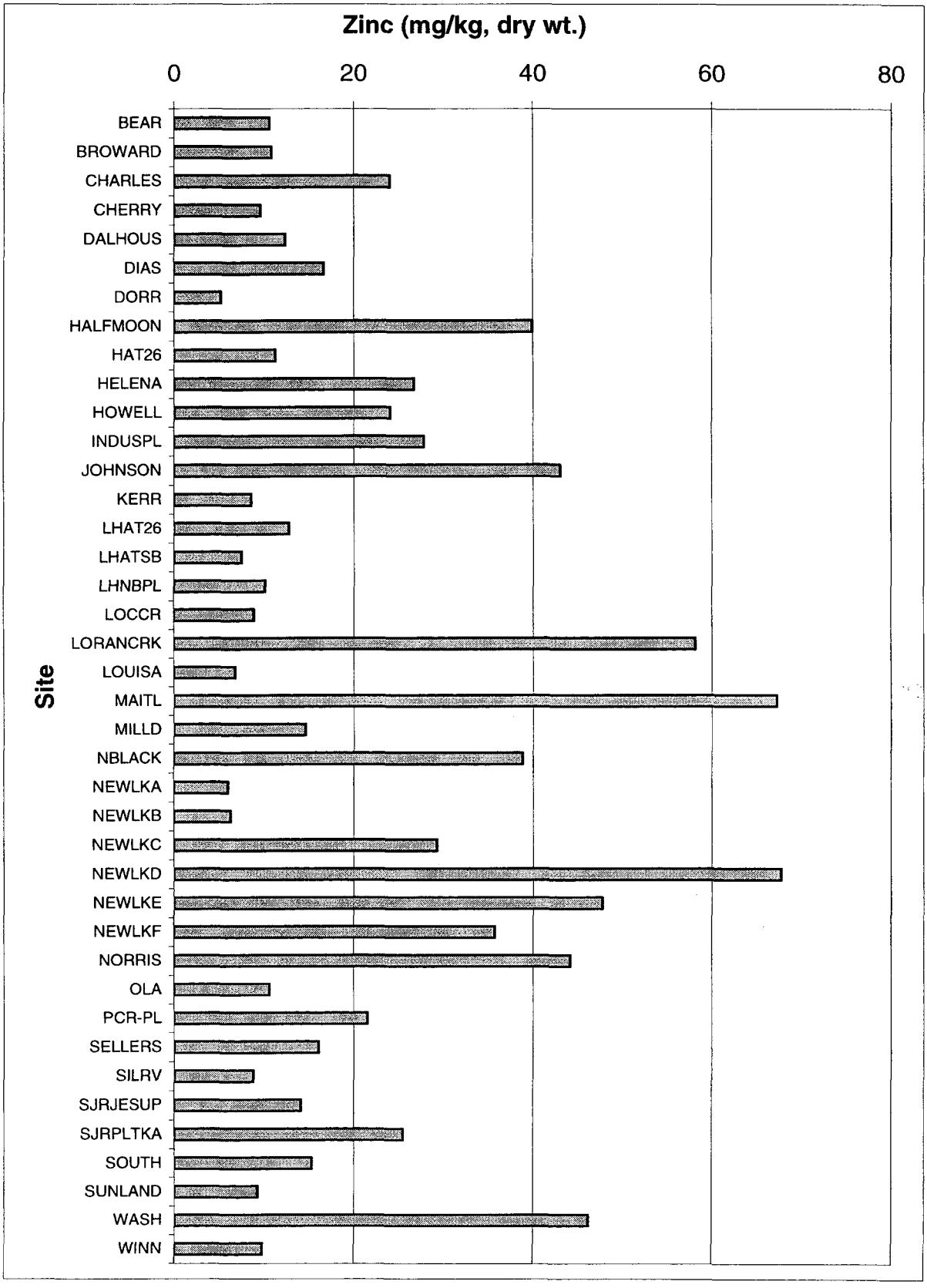
Zinc (mg/kg, dry wt.)
0
20
40
60
80
Site
BEAR
BROWARD
CHARLES
CHERRY
DALHOUS
DIAS
DORR
HALFMOON
HAT26
HELENA
HOWELL
INDUSPL
JOHNSON
KERR
LHAT26
LHATSB
LHNBPL
LOCCR
LORANCRK
LOUISA
MAITL
MILLD
NBLACK
NEWLKA
NEWLKB
NEWLKC
NEWLKD
NEWLKE
NEWLKF
NORRIS
OLA
PCR-PL
SELLERS
SILRV
SJRJESUP
SJRPLTKA
SOUTH
SUNLAND
WASH
WINN

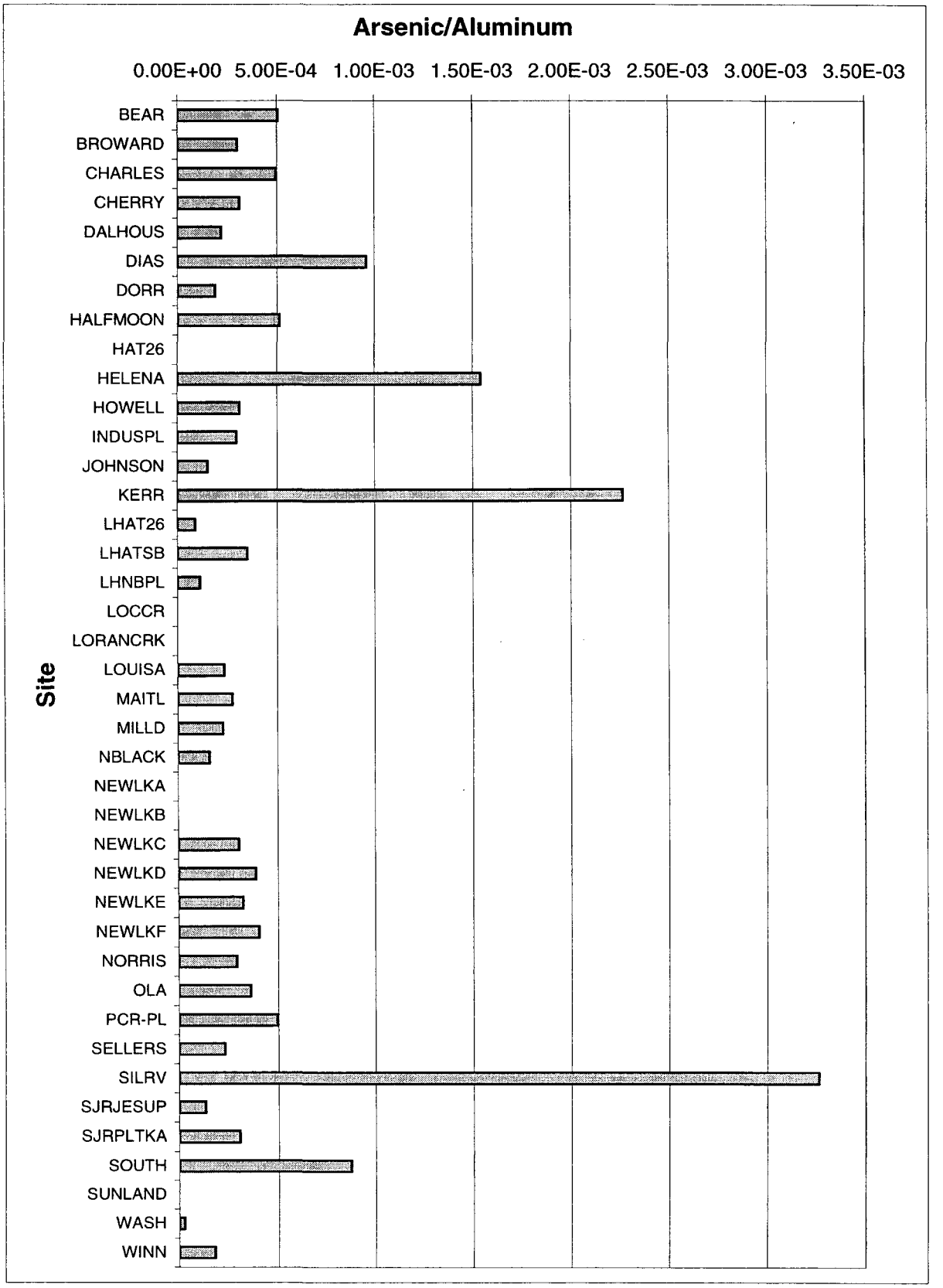
Arsenic/Aluminum
0.00E+00
5.00E-04
1.00E-03
1.50E-03
2.00E-03
2.50E-03
3.00E-03
3.50E-03
Site
BEAR
BROWARD
CHARLES
CHERRY
DALHOUS
DIAS
DORR
HALFMOON
HAT26
HELENA
HOWELL
INDUSPL
JOHNSON
KERR
LHAT26
LHATSB
LHNBPL
LOCCR
LORANCRK
LOUISA
MAITL
MILLD
NBLACK
NEWLKA
NEWLKB
NEWLKC
NEWLKD
NEWLKE
NEWLKF
NORRIS
OLA
PCR-PL
SELLERS
SILRV
SJRJESUP
SJRPLTKA
SOUTH
SUNLAND
WASH
WINN


Cadmium/Aluminum
0.00E+00
5.00E-04
1.00E-03
1.50E-03
2.00E-03
Site
BEAR
BROWARD
CHARLES
CHERRY
DALHOUS
DIAS
DORR
HALFMOON
HAT26
HELENA
HOWELL
INDUSPL
JOHNSON
KERR
LHAT26
LHATSB
LHNBPL
LOCCR
LORANCRK
LOUISA
MAITL
MILLD
NBLACK
NEWLKA
NEWLKB
NEWLKC
NEWLKD
NEWLKE
NEWLKF
NORRIS
OLA
PCR-PL
SELLERS
SILRV
SJRJESUP
SJRPLTKA
SOUTH
SUNLAND
WASH
WINN

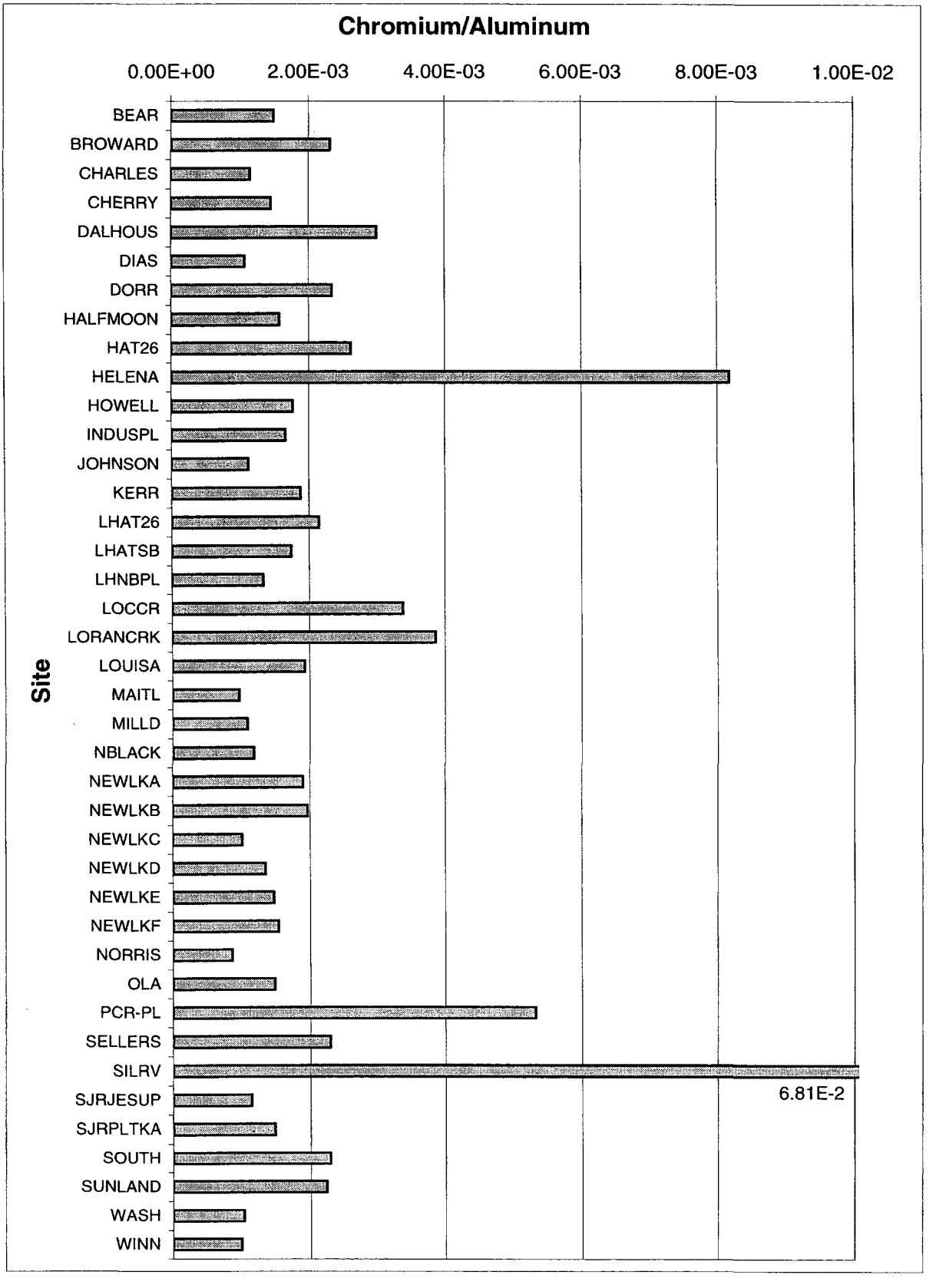
Chromium/Aluminum
0.00E+00
2.00E-03
4.00E-03
6.00E-03
8.00E-03
1.00E-02
Site
BEAR
BROWARD
CHARLES
CHERRY
DALHOUS
DIAS
DORR
HALFMOON
HAT26
HELENA
HOWELL
INDUSPL
JOHNSON
KERR
LHAT26
LHATSB
LHNBPL
LOCCR
LORANCRK
LOUISA
MAITL
MILLD
NBLACK
NEWLKA
NEWLKB
NEWLKC
NEWLKD
NEWLKE
NEWLKF
NORRIS
OLA
PCR-PL
SELLERS
SILRV
6.81E-2
SJRJESUP
SJRPLTKA
SOUTH
SUNLAND
WASH
WINN

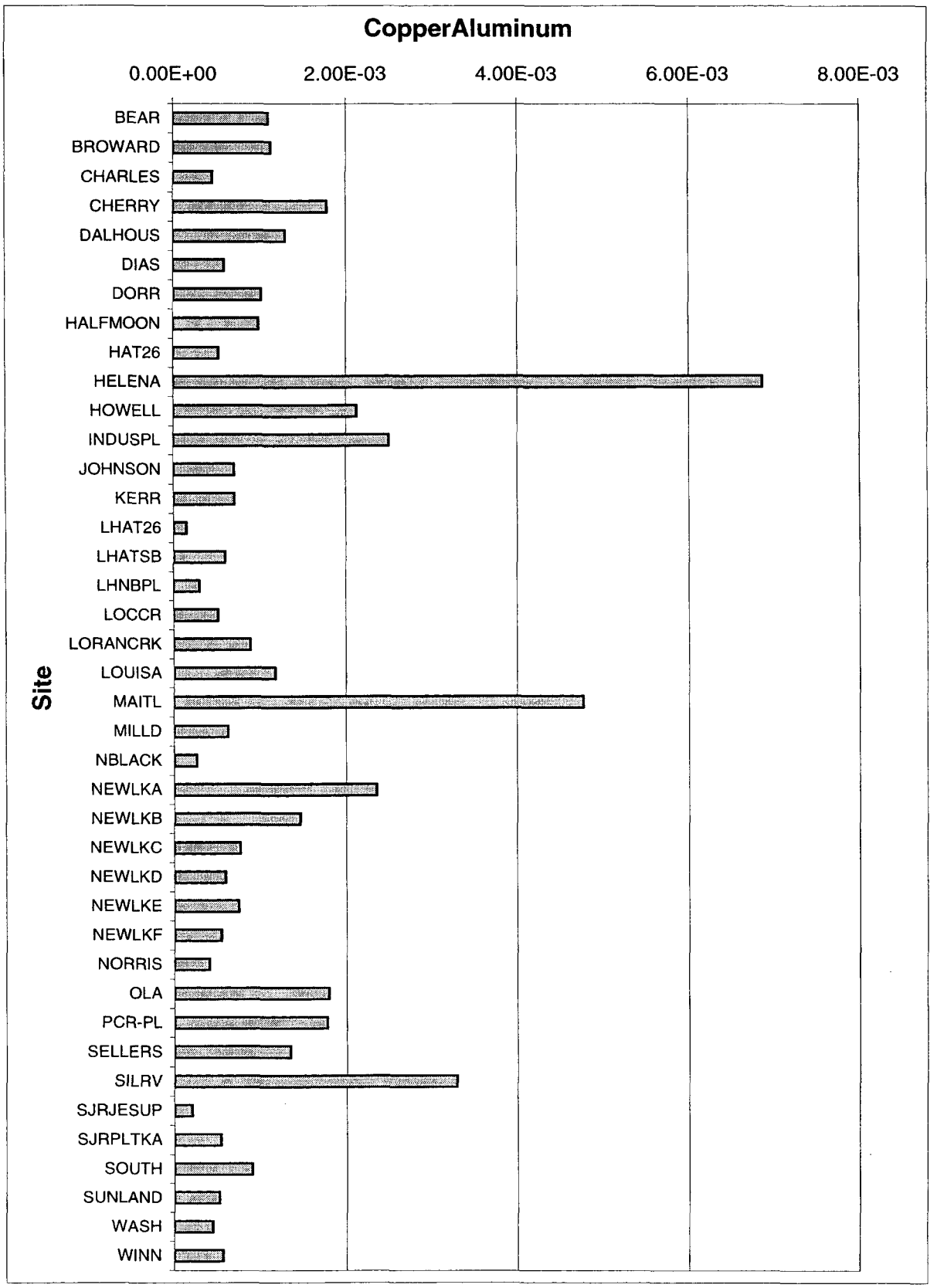
CopperAluminum
0.00E+00
2.00E-03
4.00E-03
6.00E-03
8.00E-03
Site
BEAR
BROWARD
CHARLES
CHERRY
DALHOUS
DIAS
DORR
HALFMOON
HAT26
HELENA
HOWELL
INDUSPL
JOHNSON
KERR
LHAT26
LHATSB
LHNBPL
LOCCR
LORANCRK
LOUISA
MAITL
MILLD
NBLACK
NEWLKA
NEWLKB
NEWLKC
NEWLKD
NEWLKE
NEWLKF
NORRIS
OLA
PCR-PL
SELLERS
SILRV
SJRJESUP
SJRPLTKA
SOUTH
SUNLAND
WASH
WINN

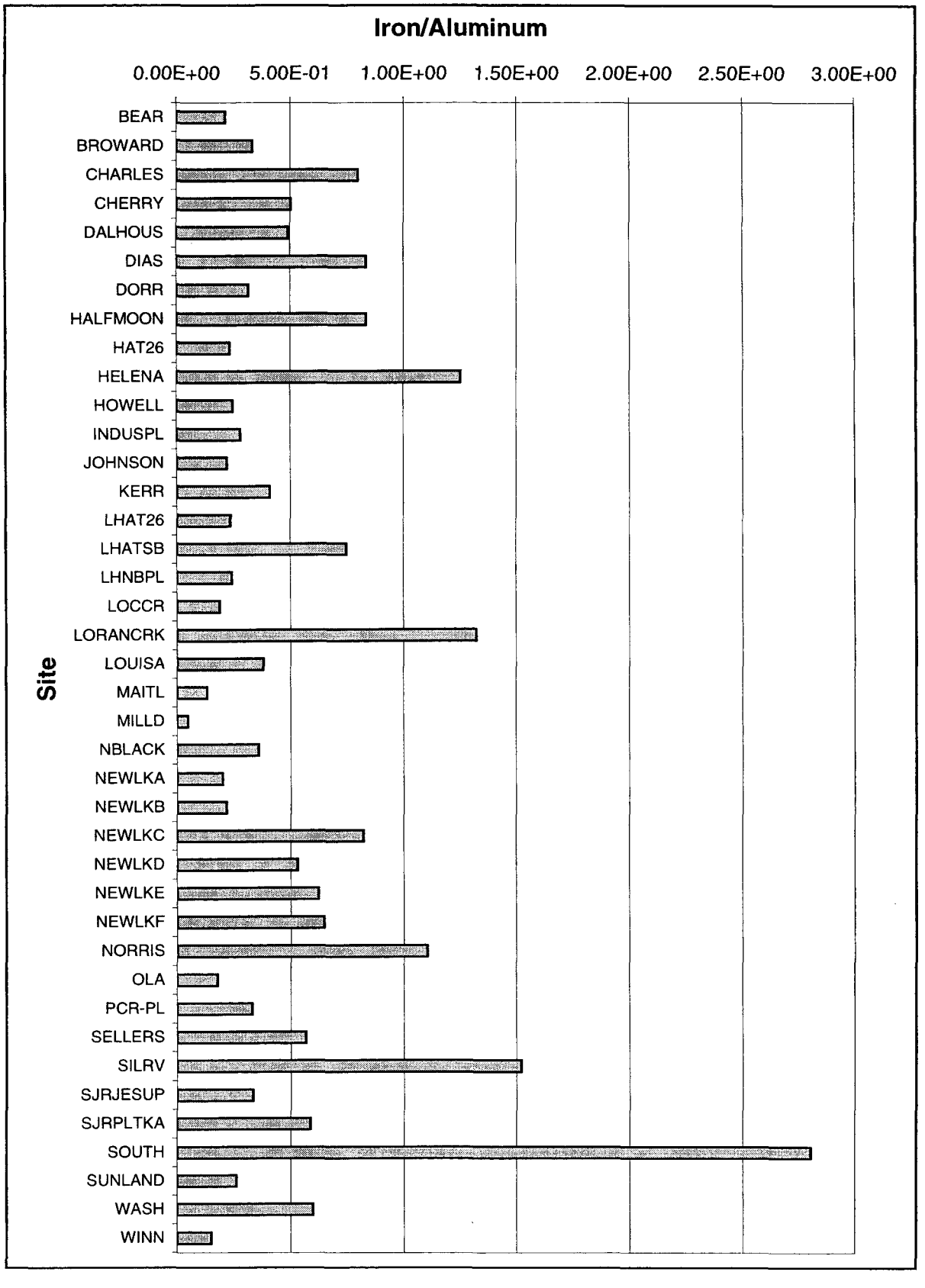
Iron/Aluminum
0.00E+00
5.00E-01
1.00E+00
1.50E+00
2.00E+00
2.50E+00
3.00E+00
Site
BEAR
BROWARD
CHARLES
CHERRY
DALHOUS
DIAS
DORR
HALFMOON
HAT26
HELENA
HOWELL
INDUSPL
JOHNSON
KERR
LHAT26
LHATSB
LHNBPL
LOCCR
LORANCRK
LOUISA
MAITL
MILLD
NBLACK
NEWLKA
NEWLKB
NEWLKC
NEWLKD
NEWLKE
NEWLKF
NORRIS
OLA
PCR-PL
SELLERS
SILRV
SJRJESUP
SJRPLTKA
SOUTH
SUNLAND
WASH
WINN

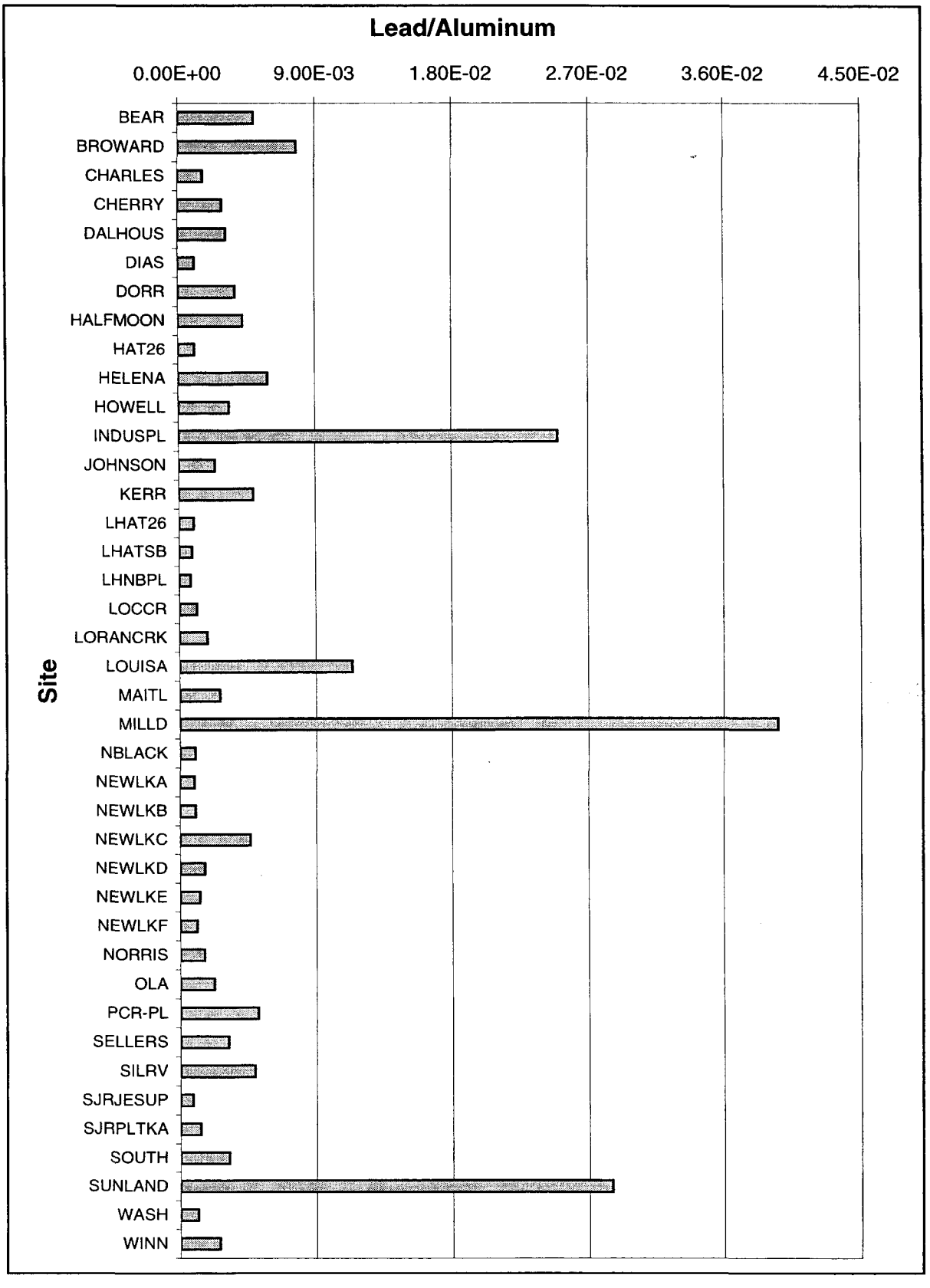
Lead/Aluminum
0.00E+00
9.00E-03
1.80E-02
2.70E-02
3.60E-02
4.50E-02
Site
BEAR
BROWARD
CHARLES
CHERRY
DALHOUS
DIAS
DORR
HALFMOON
HAT26
HELENA
HOWELL
INDUSPL
JOHNSON
KERR
LHAT26
LHATSB
LHNBPL
LOCCR
LORANCRK
LOUISA
MAITL
MILLD
NBLACK
NEWLKA
NEWLKB
NEWLKC
NEWLKD
NEWLKE
NEWLKF
NORRIS
OLA
PCR-PL
SELLERS
SILRV
SJRJESUP
SJRPLTKA
SOUTH
SUNLAND
WASH
WINN

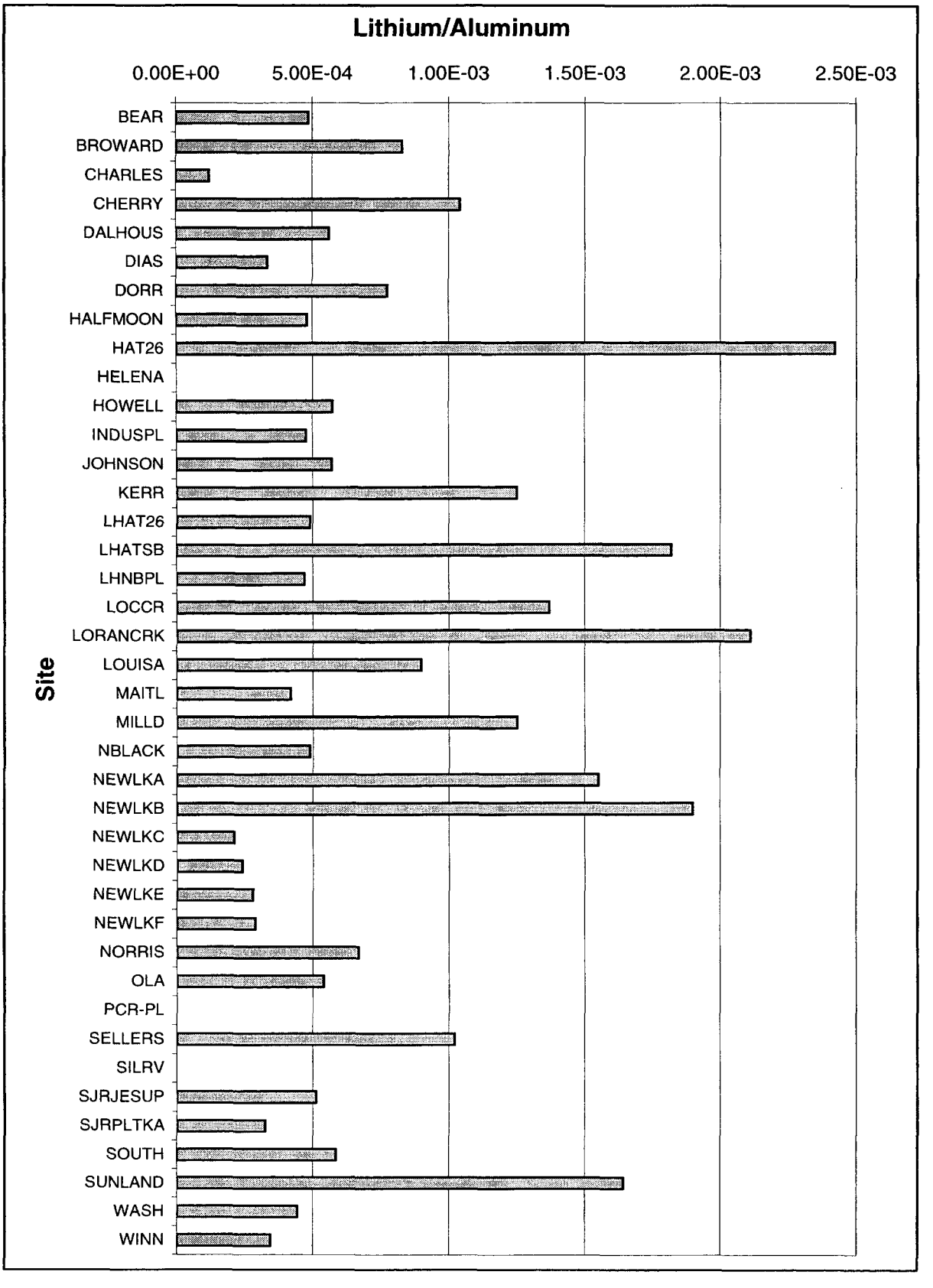
Lithium/Aluminum
0.00E+00
5.00E-04
1.00E-03
1.50E-03
2.00E-03
2.50E-03
Site
BEAR
BROWARD
CHARLES
CHERRY
DALHOUS
DIAS
DORR
HALFMOON
HAT26
HELENA
HOWELL
INDUSPL
JOHNSON
KERR
LHAT26
LHATSB
LHNBPL
LOCCR
LORANCRK
LOUISA
MAITL
MILLD
NBLACK
NEWLKA
NEWLKB
NEWLKC
NEWLKD
NEWLKE
NEWLKF
NORRIS
OLA
PCR-PL
SELLERS
SILRV
SJRJESUP
SJRPLTKA
SOUTH
SUNLAND
WASH
WINN

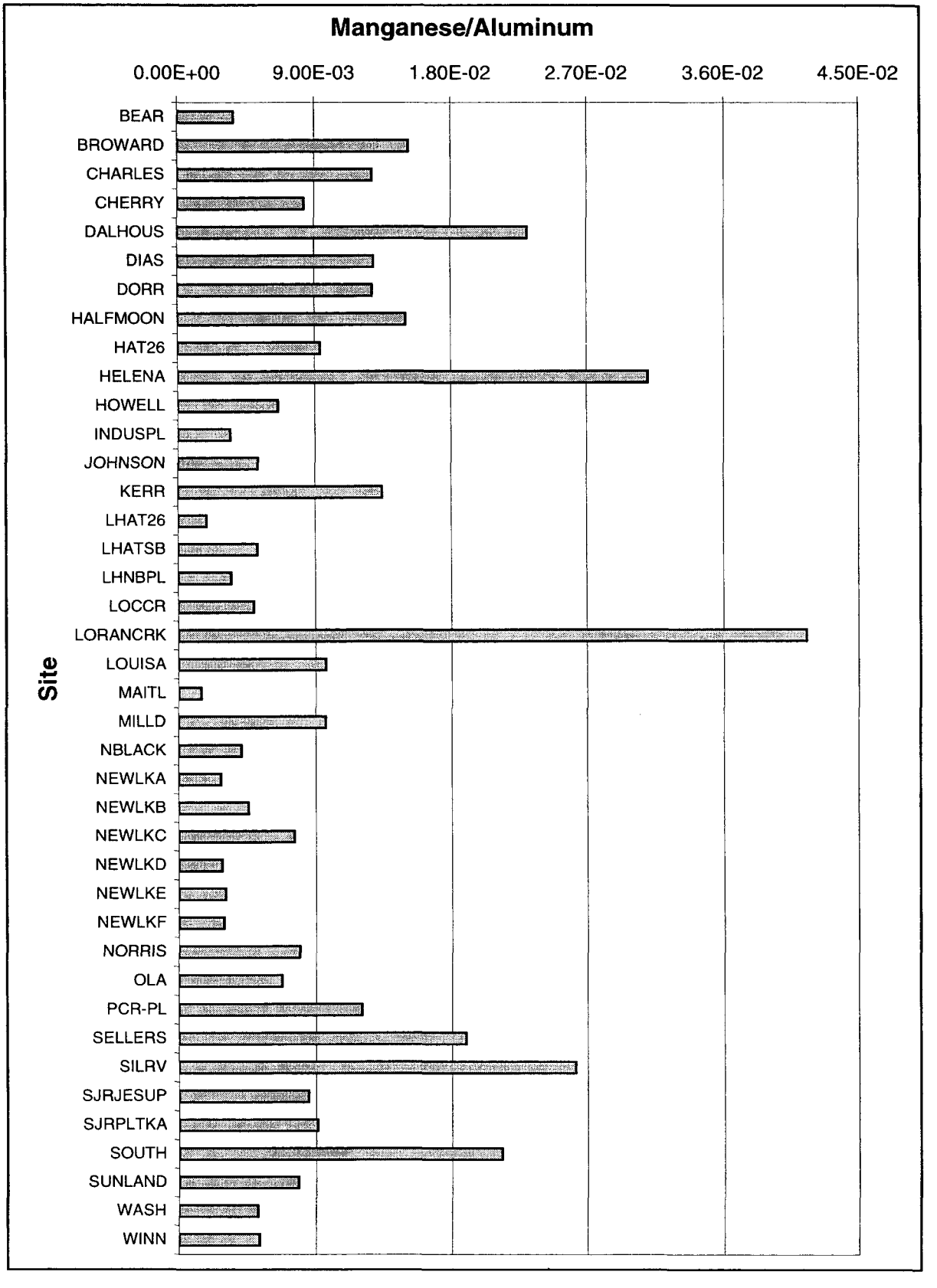
Manganese/Aluminum
0.00E+00
9.00E-03
1.80E-02
2.70E-02
3.60E-02
4.50E-02
Site
BEAR
BROWARD
CHARLES
CHERRY
DALHOUS
DIAS
DORR
HALFMOON
HAT26
HELENA
HOWELL
INDUSPL
JOHNSON
KERR
LHAT26
LHATSB
LHNBPL
LOCCR
LORANCRK
LOUISA
MAITL
MILLD
NBLACK
NEWLKA
NEWLKB
NEWLKC
NEWLKD
NEWLKE
NEWLKF
NORRIS
OLA
PCR-PL
SELLERS
SILRV
SJRJESUP
SJRPLTKA
SOUTH
SUNLAND
WASH
WINN

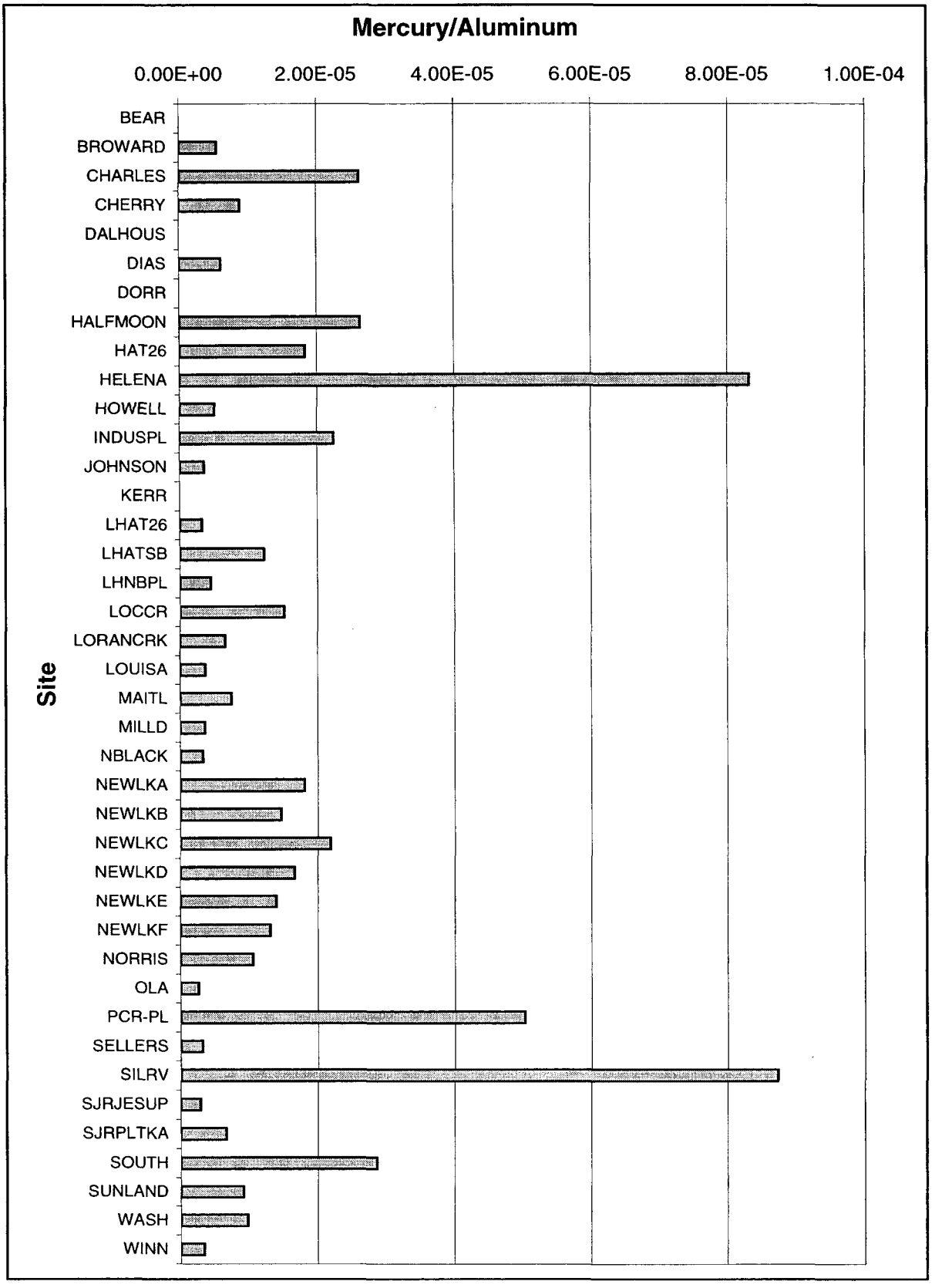
Mercury/Aluminum
0.00E+00
2.00E-05
4.00E-05
6.00E-05
8.00E-05
1.00E-04
Site
BEAR
BROWARD
CHARLES
CHERRY
DALHOUS
DIAS
DORR
HALFMOON
HAT26
HELENA
HOWELL
INDUSPL
JOHNSON
KERR
LHAT26
LHATSB
LHNBPL
LOCCR
LORANCRK
LOUISA
MAITL
MILLD
NBLACK
NEWLKA
NEWLKB
NEWLKC
NEWLKD
NEWLKE
NEWLKF
NORRIS
OLA
PCR-PL
SELLERS
SILRV
SJRJESUP
SJRPLTKA
SOUTH
SUNLAND
WASH
WINN

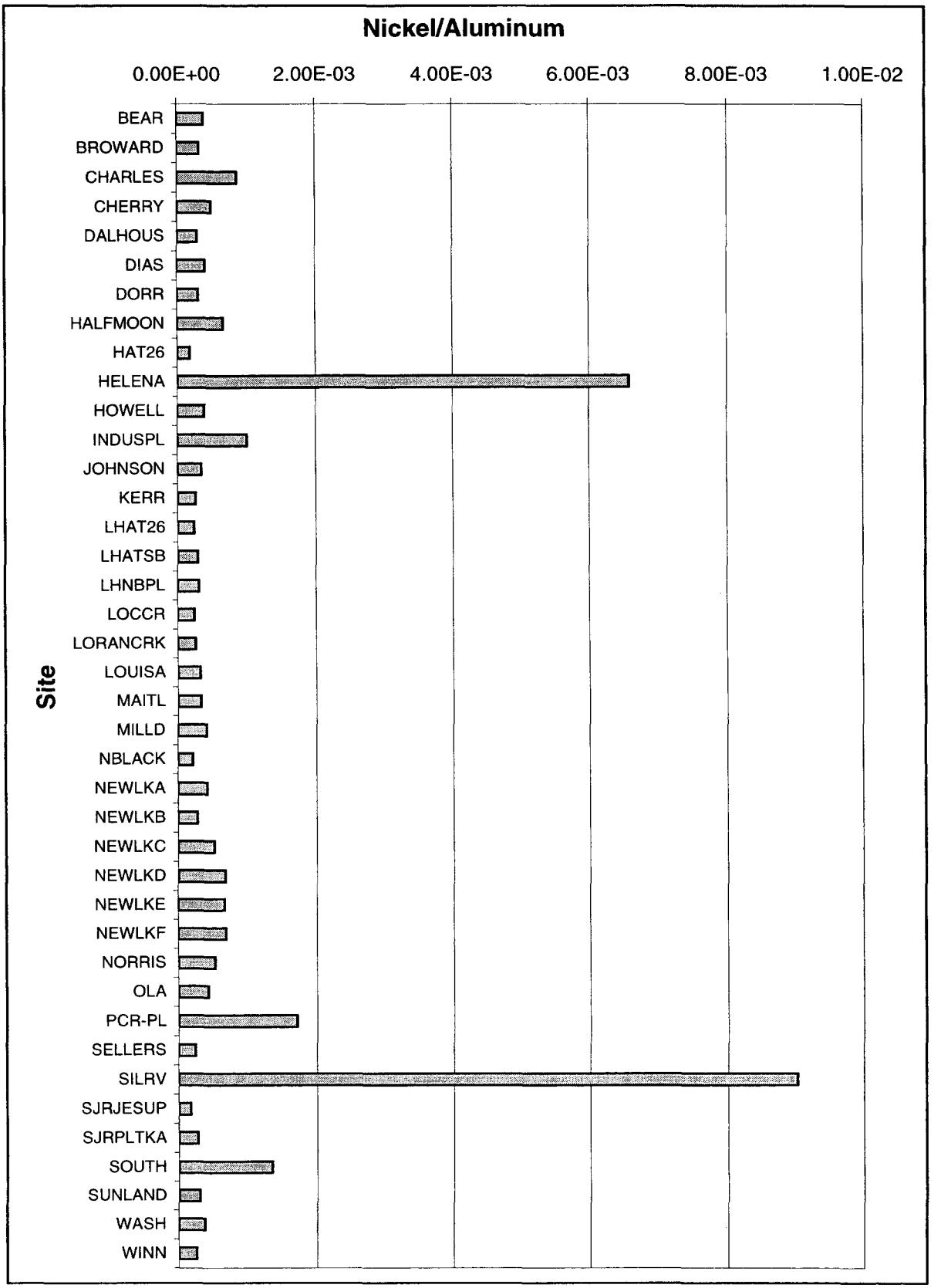
Nickel/Aluminum
0.00E+00
2.00E-03
4.00E-03
6.00E-03
8.00E-03
1.00E-02
Site
BEAR
BROWARD
CHARLES
CHERRY
DALHOUS
DIAS
DORR
HALFMOON
HAT26
HELENA
HOWELL
INDUSPL
JOHNSON
KERR
LHAT26
LHATSB
LHNBPL
LOCCR
LORANCRK
LOUISA
MAITL
MILLD
NBLACK
NEWLKA
NEWLKB
NEWLKC
NEWLKD
NEWLKE
NEWLKF
NORRIS
OLA
PCR-PL
SELLERS
SILRV
SJRJESUP
SJRPLTKA
SOUTH
SUNLAND
WASH
WINN


Selenium/Aluminum
0.00E+00
1.00E-03
2.00E-03
3.00E-03
4.00E-03
5.00E-03
6.00E-03
Site
BEAR
BROWARD
CHARLES
CHERRY
DALHOUS
DIAS
DORR
HALFMOON
HAT26
HELENA
HOWELL
INDUSPL
JOHNSON
KERR
LHAT26
LHATSB
LHNBPL
LOCCR
LORANCRK
LOUISA
MAITL
MILLD
NBLACK
NEWLKA
NEWLKB
NEWLKC
NEWLKD
NEWLKE
NEWLKF
NORRIS
OLA
PCR-PL
SELLERS
SILRV
SJRJESUP
SJRPLTKA
SOUTH
SUNLAND
WASH
WINN

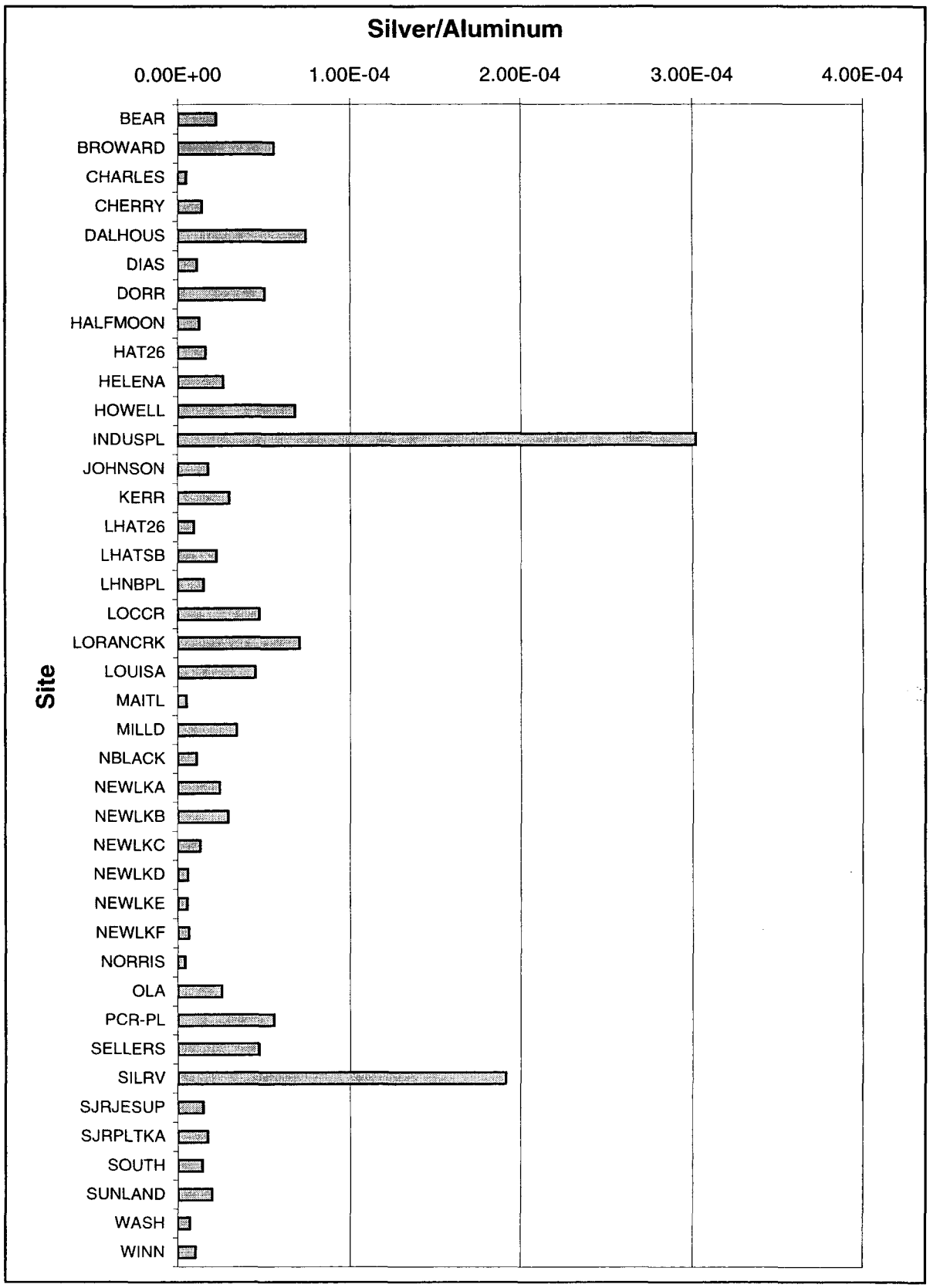
Silver/Aluminum
0.00E+00
1.00E-04
2.00E-04
3.00E-04
4.00E-04
Site
BEAR
BROWARD
CHARLES
CHERRY
DALHOUS
DIAS
DORR
HALFMOON
HAT26
HELENA
HOWELL
INDUSPL
JOHNSON
KERR
LHAT26
LHATSB
LHNBPL
LOCCR
LORANCRK
LOUISA
MAITL
MILLD
NBLACK
NEWLKA
NEWLKB
NEWLKC
NEWLKD
NEWLKE
NEWLKF
NORRIS
OLA
PCR-PL
SELLERS
SILRV
SJRJESUP
SJRPLTKA
SOUTH
SUNLAND
WASH
WINN

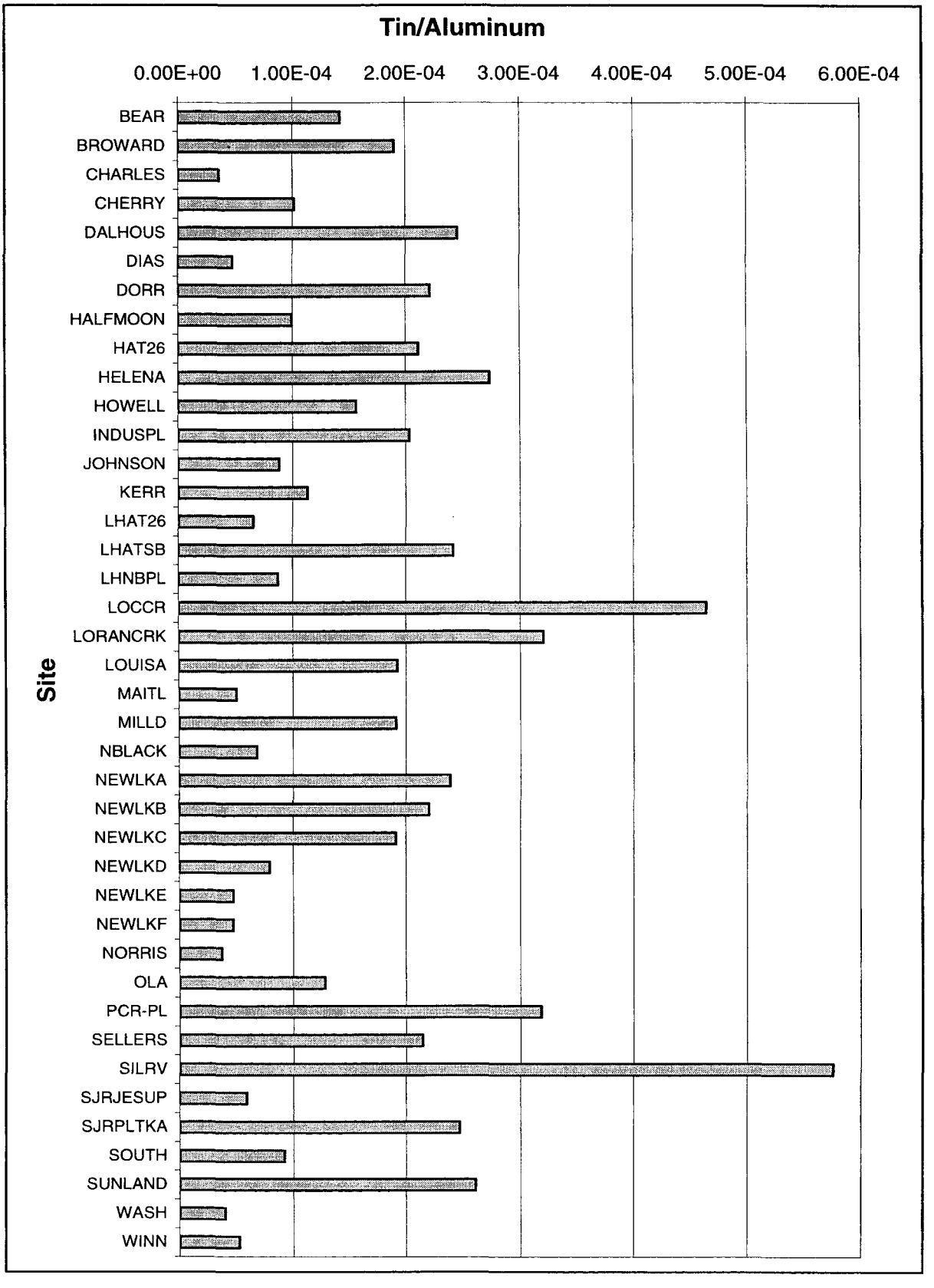
Tin/Aluminum
0.00E+00
1.00E-04
2.00E-04
3.00E-04
4.00E-04
5.00E-04
6.00E-04
Site
BEAR
BROWARD
CHARLES
CHERRY
DALHOUS
DIAS
DORR
HALFMOON
HAT26
HELENA
HOWELL
INDUSPL
JOHNSON
KERR
LHAT26
LHATSB
LHNBPL
LOCCR
LORANCRK
LOUISA
MAITL
MILLD
NBLACK
NEWLKA
NEWLKB
NEWLKC
NEWLKD
NEWLKE
NEWLKF
NORRIS
OLA
PCR-PL
SELLERS
SILRV
SJRJESUP
SJRPLTKA
SOUTH
SUNLAND
WASH
WINN

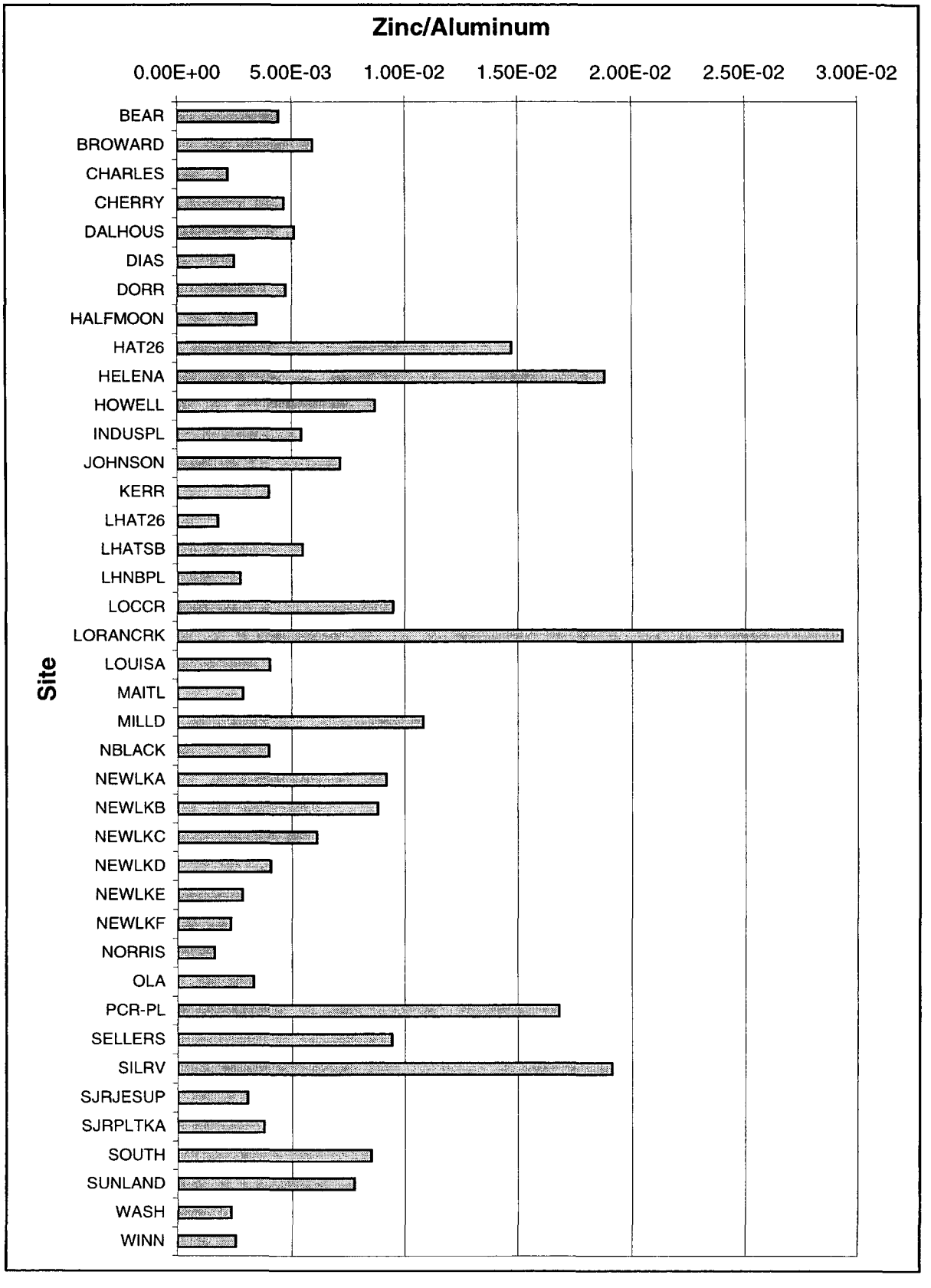
Zinc/Aluminum
0.00E+00
5.00E-03
1.00E-02
1.50E-02
2.00E-02
2.50E-02
3.00E-02
Site
BEAR
BROWARD
CHARLES
CHERRY
DALHOUS
DIAS
DORR
HALFMOON
HAT26
HELENA
HOWELL
INDUSPL
JOHNSON
KERR
LHAT26
LHATSB
LHNBPL
LOCCR
LORANCRK
LOUISA
MAITL
MILLD
NBLACK
NEWLKA
NEWLKB
NEWLKC
NEWLKD
NEWLKE
NEWLKF
NORRIS
OLA
PCR-PL
SELLERS
SILRV
SJRJESUP
SJRPLTKA
SOUTH
SUNLAND
WASH
WINN

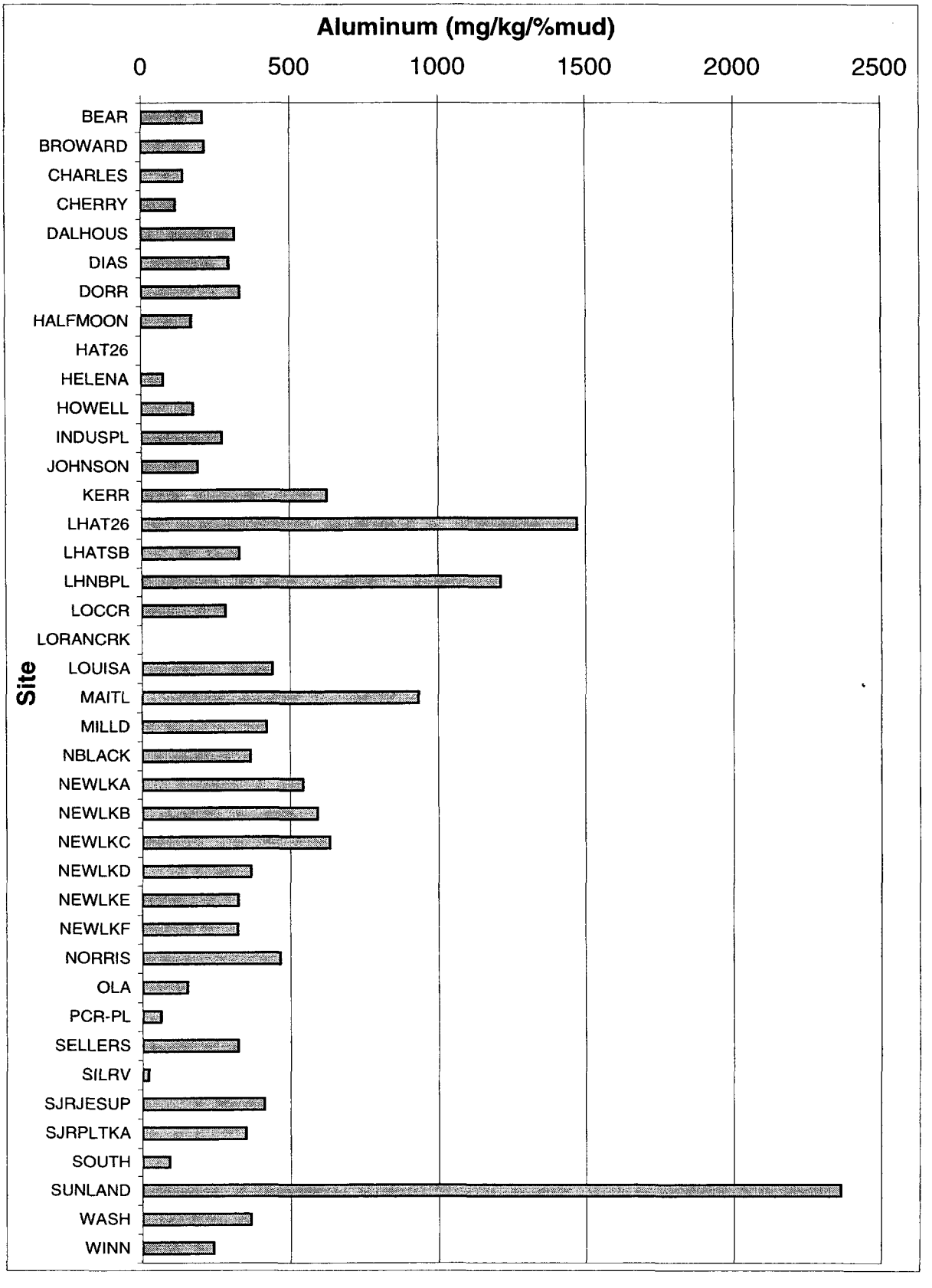
Aluminum (mg/kg/%mud)
0
500
1000
1500
2000
2500
Site
BEAR
BROWARD
CHARLES
CHERRY
DALHOUS
DIAS
DORR
HALFMOON
HAT26
HELENA
HOWELL
INDUSPL
JOHNSON
KERR
LHAT26
LHATSB
LHNBPL
LOCCR
LORANCRK
LOUISA
MAITL
MILLD
NBLACK
NEWLKA
NEWLKB
NEWLKC
NEWLKD
NEWLKE
NEWLKF
NORRIS
OLA
PCR-PL
SELLERS
SILRV
SJRJESUP
SJRPLTKA
SOUTH
SUNLAND
WASH
WINN


Arsenic (mg/kg/%mud)
0
0.05
0.1
0.15
0.2
0.25
0.3
Site
BEAR
BROWARD
CHARLES
CHERRY
DALHOUS
DIAS
DORR
HALFMOON
HAT26
HELENA
HOWELL
INDUSPL
JOHNSON
KERR
LHAT26
LHATSB
LHNBPL
LOCCR
LORANCRK
LOUISA
MAITL
MILLD
NBLACK
NEWLKA
NEWLKB
NEWLKC
NEWLKD
NEWLKE
NEWLKF
NORRIS
OLA
PCR-PL
SELLERS
SILRV
SJRJESUP
SJRPLTKA
SOUTH
SUNLAND
WASH
WINN
1.14

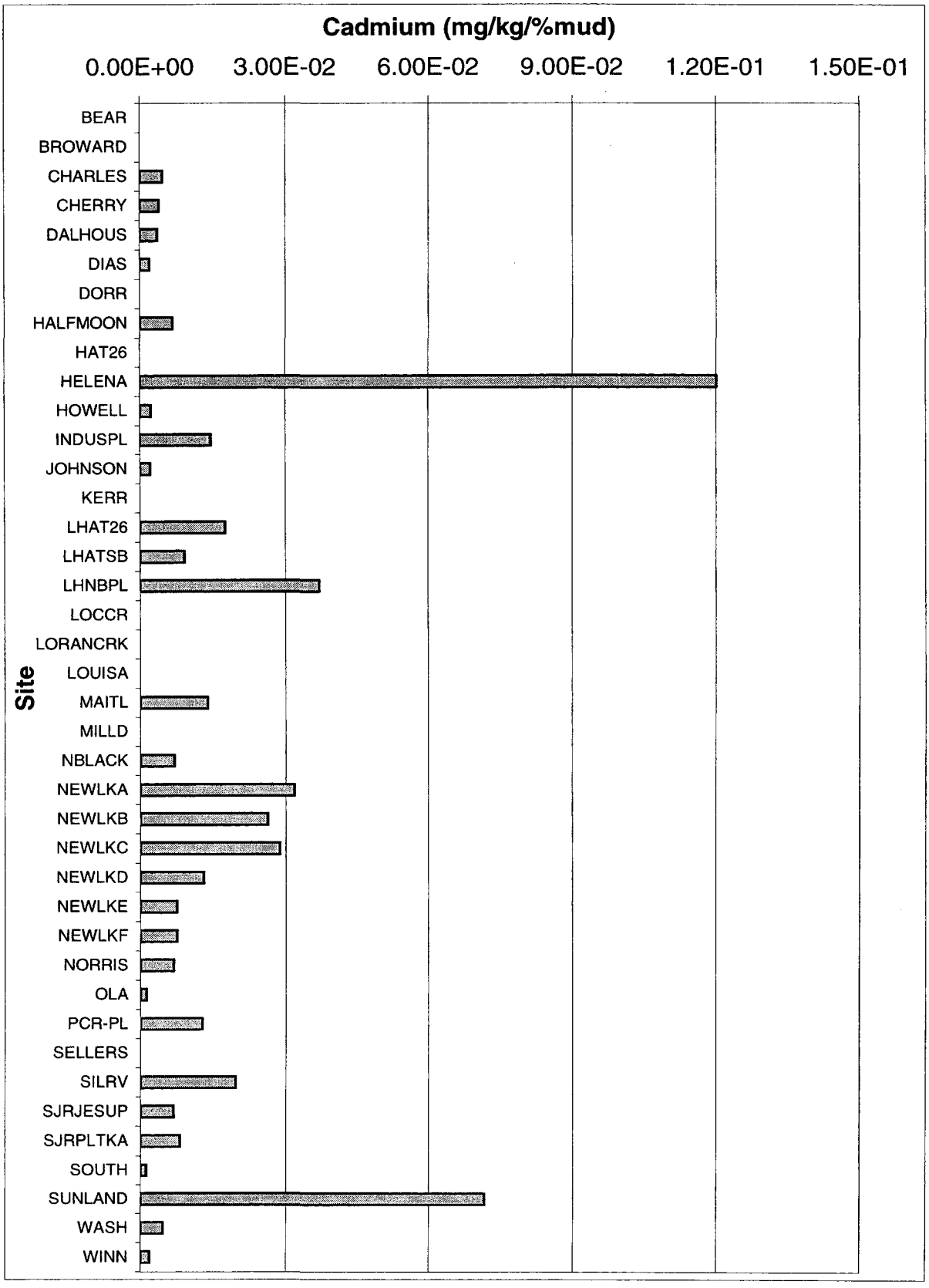
Cadmium (mg/kg/%mud)
0.00E+00
3.00E-02
6.00E-02
9.00E-02
1.20E-01
1.50E-01
Site
BEAR
BROWARD
CHARLES
CHERRY
DALHOUS
DIAS
DORR
HALFMOON
HAT26
HELENA
HOWELL
INDUSPL
JOHNSON
KERR
LHAT26
LHATSB
LHNBPL
LOCCR
LORANCRK
LOUISA
MAITL
MILLD
NBLACK
NEWLKA
NEWLKB
NEWLKC
NEWLKD
NEWLKE
NEWLKF
NORRIS
OLA
PCR-PL
SELLERS
SILRV
SJRJESUP
SJRPLTKA
SOUTH
SUNLAND
WASH
WINN

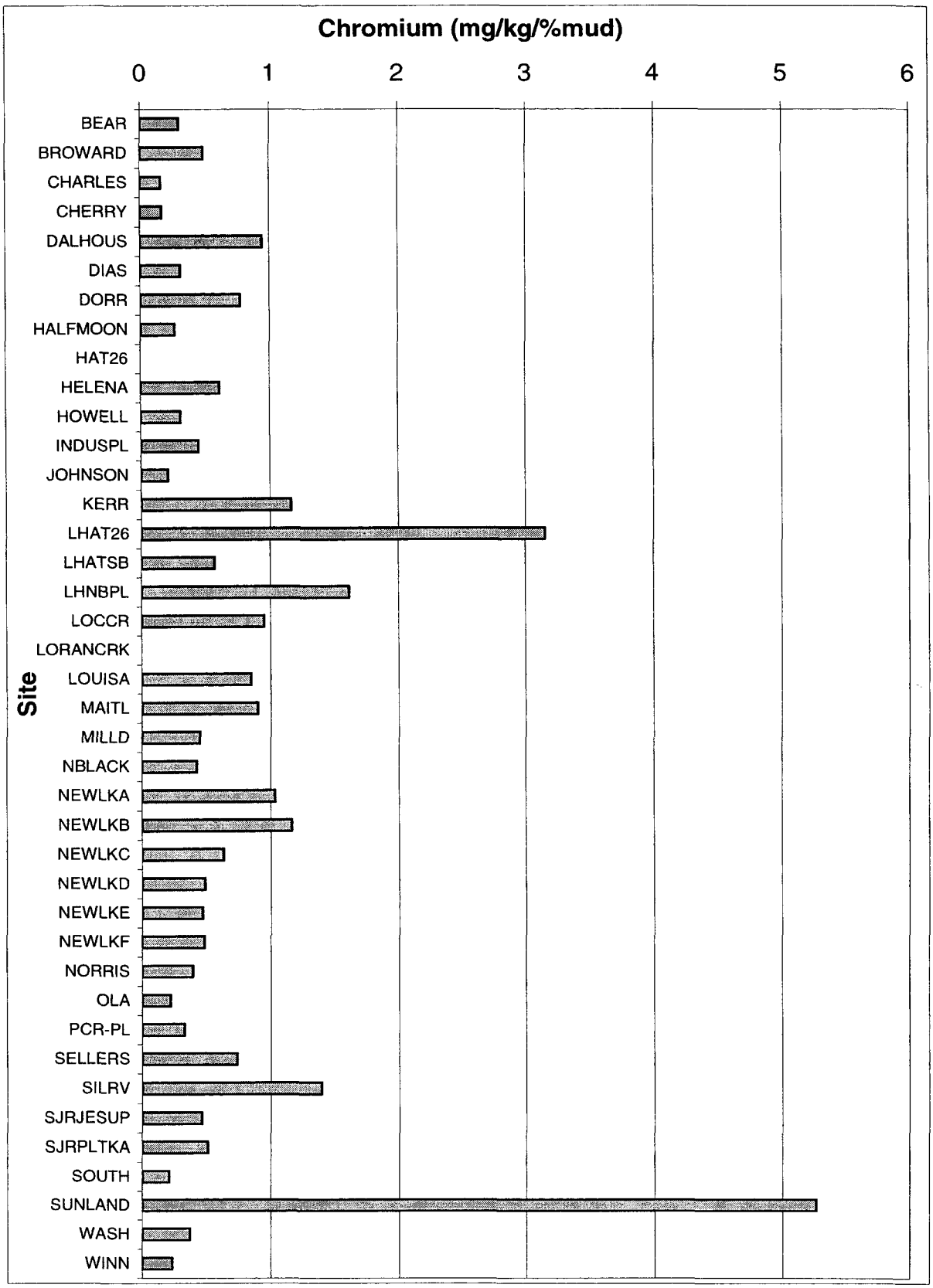
Chromium (mg/kg/%mud)
0
1
2
3
4
5
6
Site
BEAR
BROWARD
CHARLES
CHERRY
DALHOUS
DIAS
DORR
HALFMOON
HAT26
HELENA
HOWELL
INDUSPL
JOHNSON
KERR
LHAT26
LHATSB
LHNBPL
LOCCR
LORANCRK
LOUISA
MAITL
MILLD
NBLACK
NEWLKA
NEWLKB
NEWLKC
NEWLKD
NEWLKE
NEWLKF
NORRIS
OLA
PCR-PL
SELLERS
SILRV
SJRJESUP
SJRPLTKA
SOUTH
SUNLAND
WASH
WINN

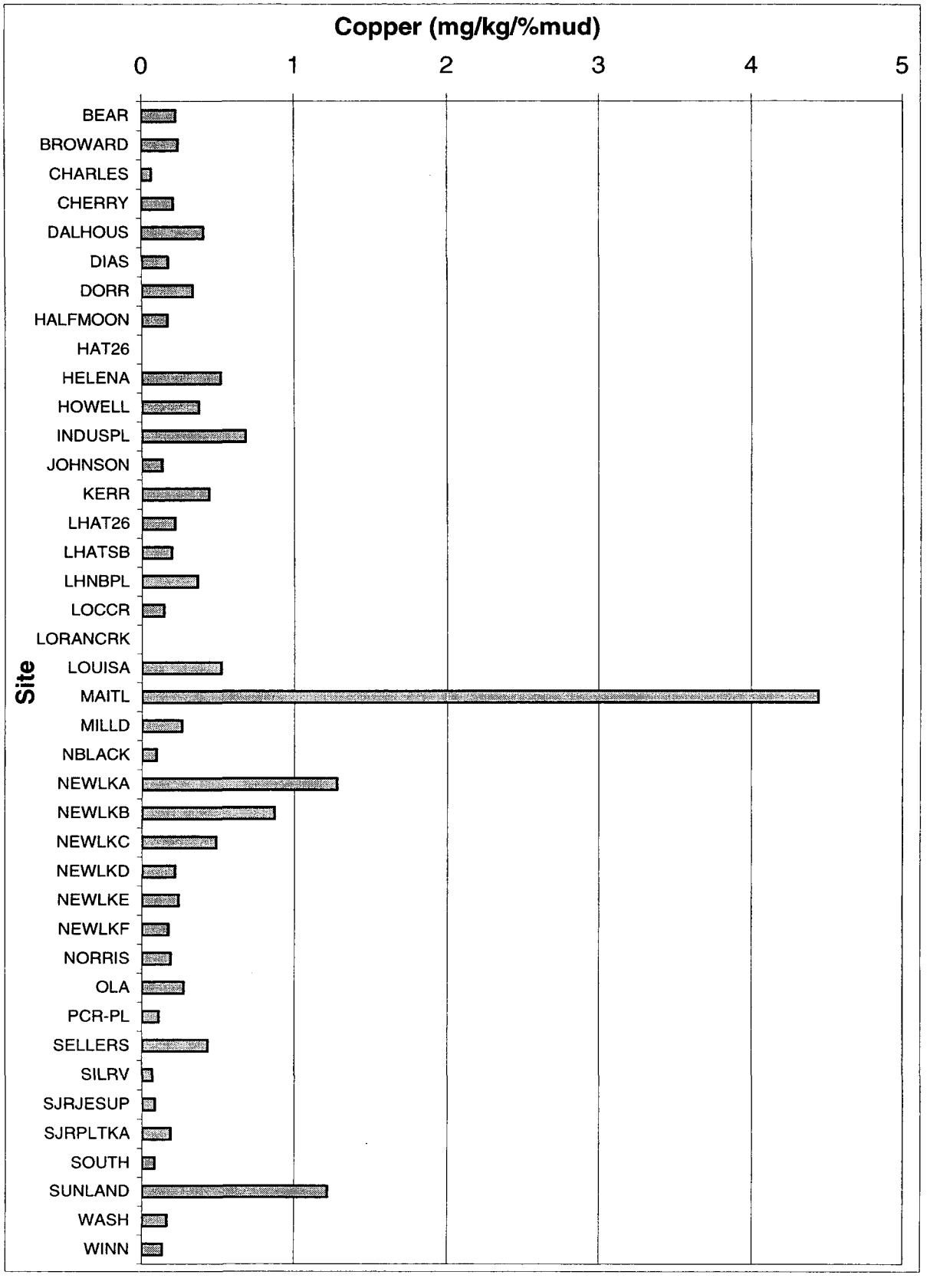
Copper (mg/kg/%mud)
0
1
2
3
4
5
Site
BEAR
BROWARD
CHARLES
CHERRY
DALHOUS
DIAS
DORR
HALFMOON
HAT26
HELENA
HOWELL
INDUSPL
JOHNSON
KERR
LHAT26
LHATSB
LHNBPL
LOCCR
LORANCRK
LOUISA
MAITL
MILLD
NBLACK
NEWLKA
NEWLKB
NEWLKC
NEWLKD
NEWLKE
NEWLKF
NORRIS
OLA
PCR-PL
SELLERS
SILRV
SJRJESUP
SJRPLTKA
SOUTH
SUNLAND
WASH
WINN

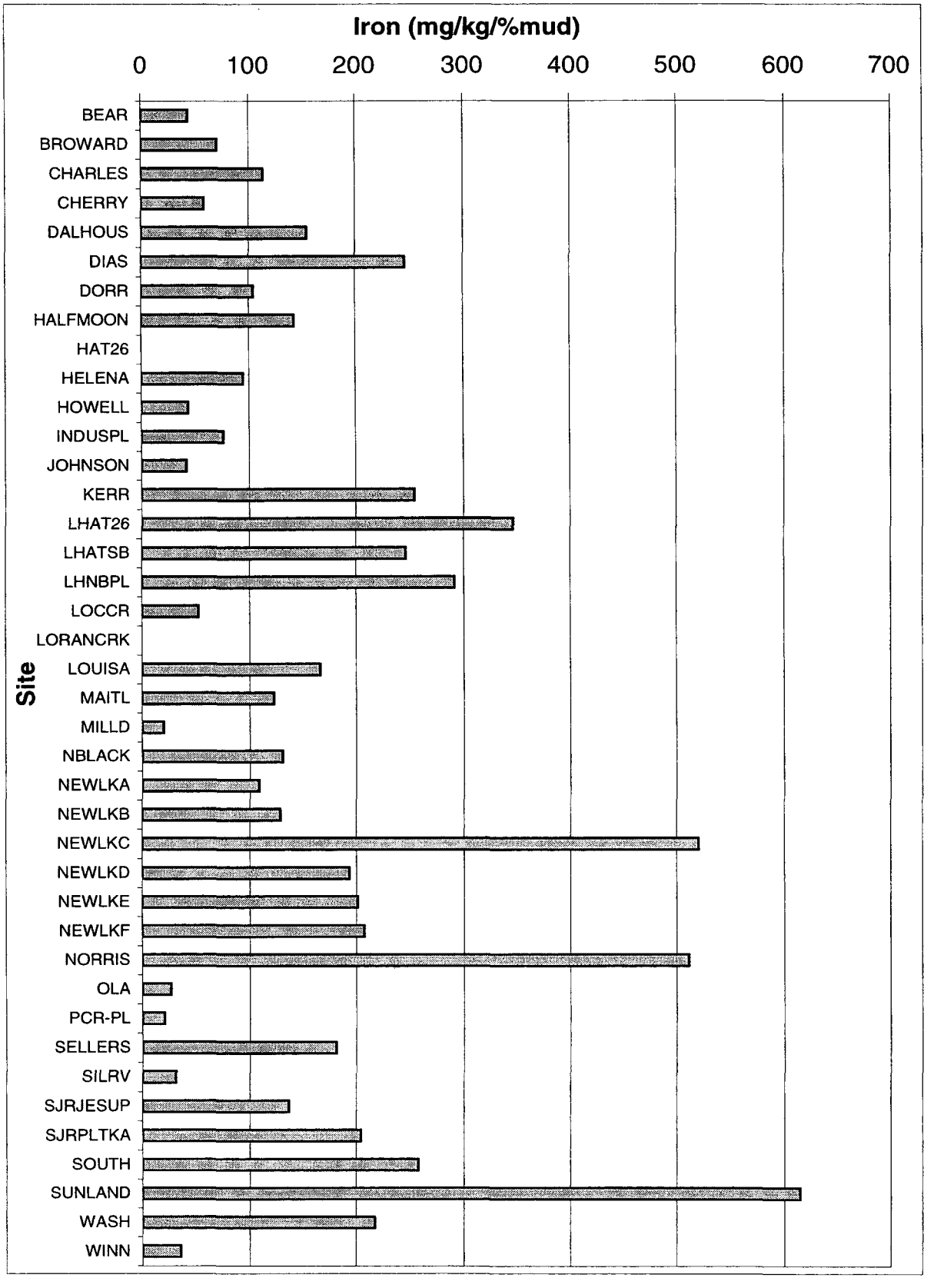
Iron (mg/kg/%mud)
0
100
200
300
400
500
600
700
Site
BEAR
BROWARD
CHARLES
CHERRY
DALHOUS
DIAS
DORR
HALFMOON
HAT26
HELENA
HOWELL
INDUSPL
JOHNSON
KERR
LHAT26
LHATSB
LHNBPL
LOCCR
LORANCRK
LOUISA
MAITL
MILLD
NBLACK
NEWLKA
NEWLKB
NEWLKC
NEWLKD
NEWLKE
NEWLKF
NORRIS
OLA
PCR-PL
SELLERS
SILRV
SJRJESUP
SJRPLTKA
SOUTH
SUNLAND
WASH
WINN

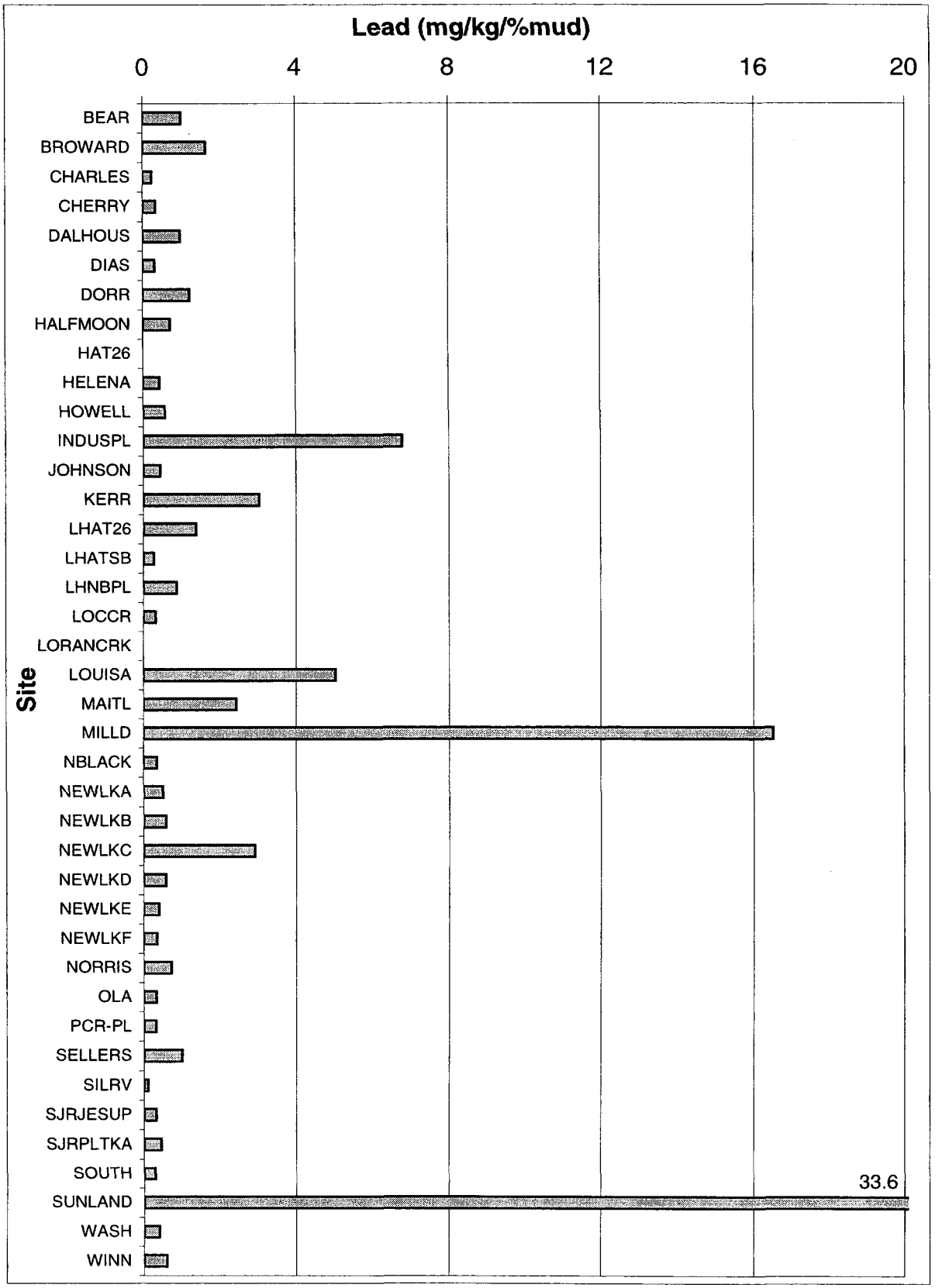
Lead (mg/kg/%mud)
0
4
8
12
16
20
Site
BEAR
BROWARD
CHARLES
CHERRY
DALHOUS
DIAS
DORR
HALFMOON
HAT26
HELENA
HOWELL
INDUSPL
JOHNSON
KERR
LHAT26
LHATSB
LHNBPL
LOCCR
LORANCRK
LOUISA
MAITL
MILLD
NBLACK
NEWLKA
NEWLKB
NEWLKC
NEWLKD
NEWLKE
NEWLKF
NORRIS
OLA
PCR-PL
SELLERS
SILRV
SJRJESUP
SJRPLTKA
SOUTH
SUNLAND
WASH
WINN
33.6

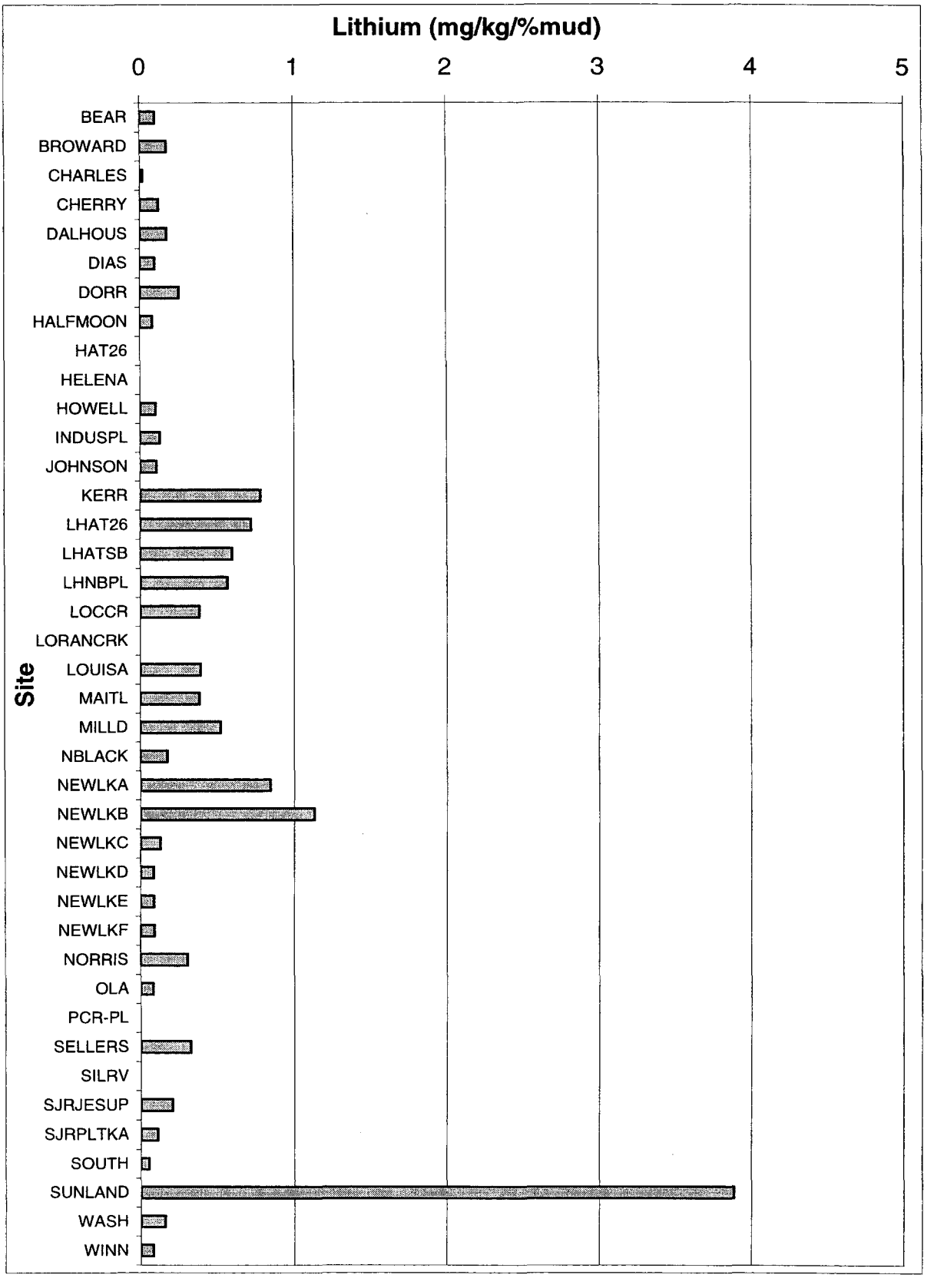
Lithium (mg/kg/%mud)
0
1
2
3
4
5
Site
BEAR
BROWARD
CHARLES
CHERRY
DALHOUS
DIAS
DORR
HALFMOON
HAT26
HELENA
HOWELL
INDUSPL
JOHNSON
KERR
LHAT26
LHATSB
LHNBPL
LOCCR
LORANCRK
LOUISA
MAITL
MILLD
NBLACK
NEWLKA
NEWLKB
NEWLKC
NEWLKD
NEWLKE
NEWLKF
NORRIS
OLA
PCR-PL
SELLERS
SILRV
SJRJESUP
SJRPLTKA
SOUTH
SUNLAND
WASH
WINN

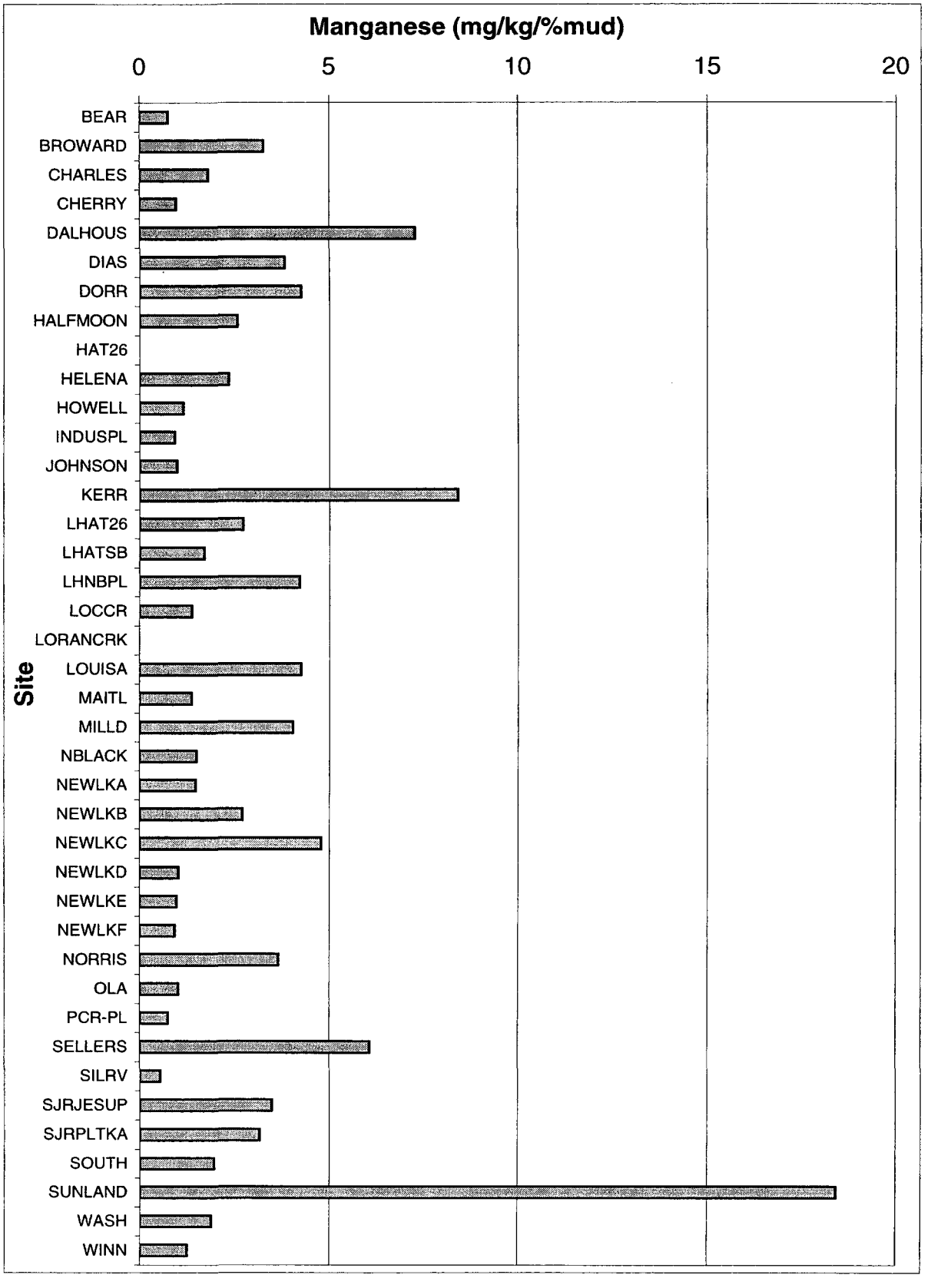
Manganese (mg/kg/%mud)
0
5
10
15
20
Site
BEAR
BROWARD
CHARLES
CHERRY
DALHOUS
DIAS
DORR
HALFMOON
HAT26
HELENA
HOWELL
INDUSPL
JOHNSON
KERR
LHAT26
LHATSB
LHNBPL
LOCCR
LORANCRK
LOUISA
MAITL
MILLD
NBLACK
NEWLKA
NEWLKB
NEWLKC
NEWLKD
NEWLKE
NEWLKF
NORRIS
OLA
PCR-PL
SELLERS
SILRV
SJRJESUP
SJRPLTKA
SOUTH
SUNLAND
WASH
WINN

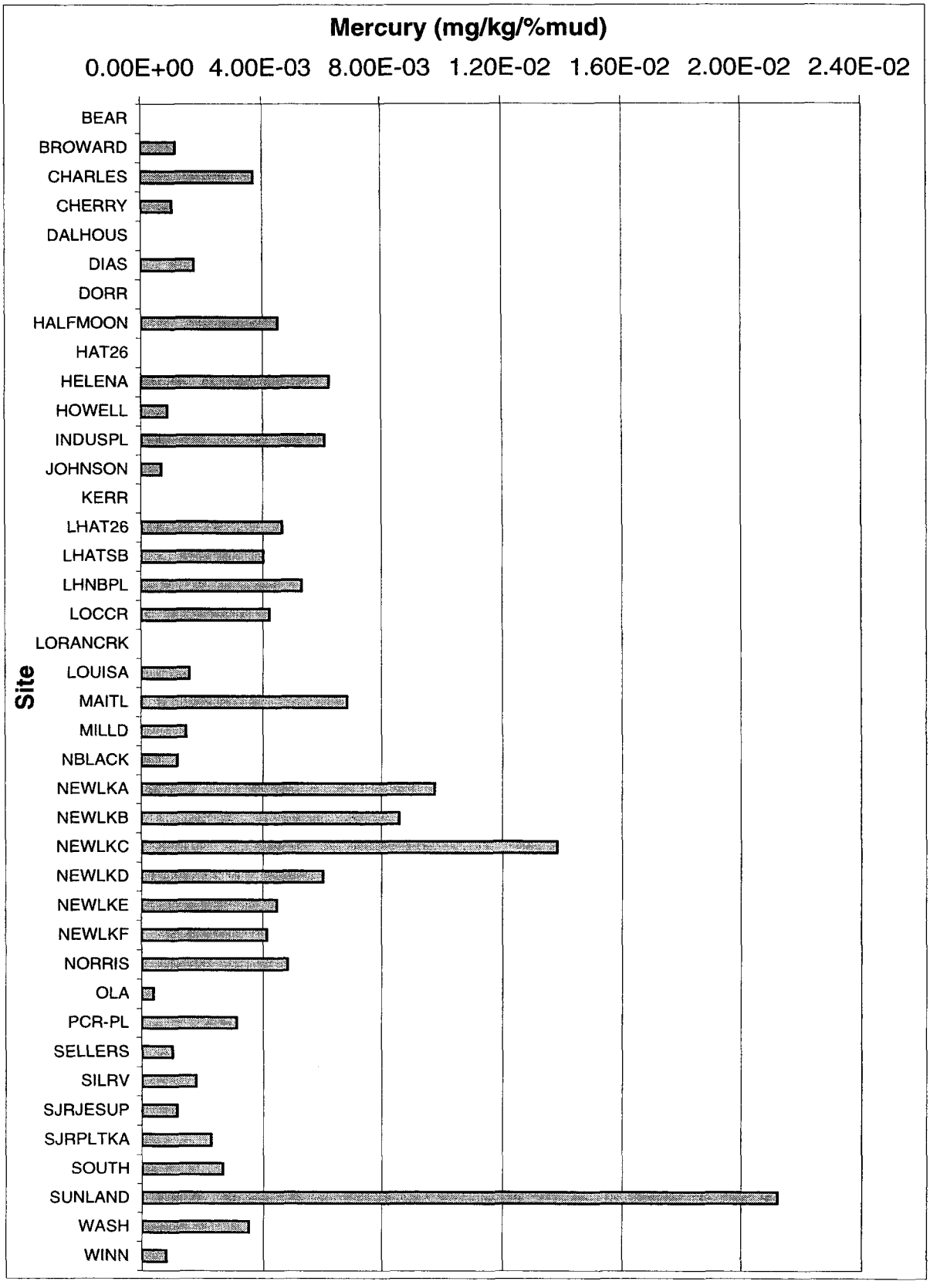
Mercury (mg/kg/%mud)
0.00E+00
4.00E-03
8.00E-03
1.20E-02
1.60E-02
2.00E-02
2.40E-02
Site
BEAR
BROWARD
CHARLES
CHERRY
DALHOUS
DIAS
DORR
HALFMOON
HAT26
HELENA
HOWELL
INDUSPL
JOHNSON
KERR
LHAT26
LHATSB
LHNBPL
LOCCR
LORANCRK
LOUISA
MAITL
MILLD
NBLACK
NEWLKA
NEWLKB
NEWLKC
NEWLKD
NEWLKE
NEWLKF
NORRIS
OLA
PCR-PL
SELLERS
SILRV
SJRJESUP
SJRPLTKA
SOUTH
SUNLAND
WASH
WINN


Nickel (mg/kg/%mud)
0
0.1
0.2
0.3
0.4
0.5
0.6
Site
BEAR
BROWARD
CHARLES
CHERRY
DALHOUS
DIAS
DORR
HALFMOON
HAT26
HELENA
HOWELL
INDUSPL
JOHNSON
KERR
LHAT26
LHATSB
LHNBPL
LOCCR
LORANCRK
LOUISA
MAITL
MILLD
NBLACK
NEWLKA
NEWLKB
NEWLKC
NEWLKD
NEWLKE
NEWLKF
NORRIS
OLA
PCR-PL
SELLERS
SILRV
SJRJESUP
SJRPLTKA
SOUTH
SUNLAND
0.704
WASH
WINN


Selenium (mg/kg/%mud)
0
0.05
0.1
0.15
0.2
0.25
0.3
0.35
Site
BEAR
BROWARD
CHARLES
CHERRY
DALHOUS
DIAS
DORR
HALFMOON
HAT26
HELENA
HOWELL
INDUSPL
JOHNSON
KERR
LHAT26
LHATSB
LHNBPL
LOCCR
LORANCRK
LOUISA
MAITL
MILLD
NBLACK
NEWLKA
NEWLKB
NEWLKC
NEWLKD
NEWLKE
NEWLKF
NORRIS
OLA
PCR-PL
SELLERS
SILRV
SJRJESUP
SJRPLTKA
SOUTH
SUNLAND
WASH
WINN

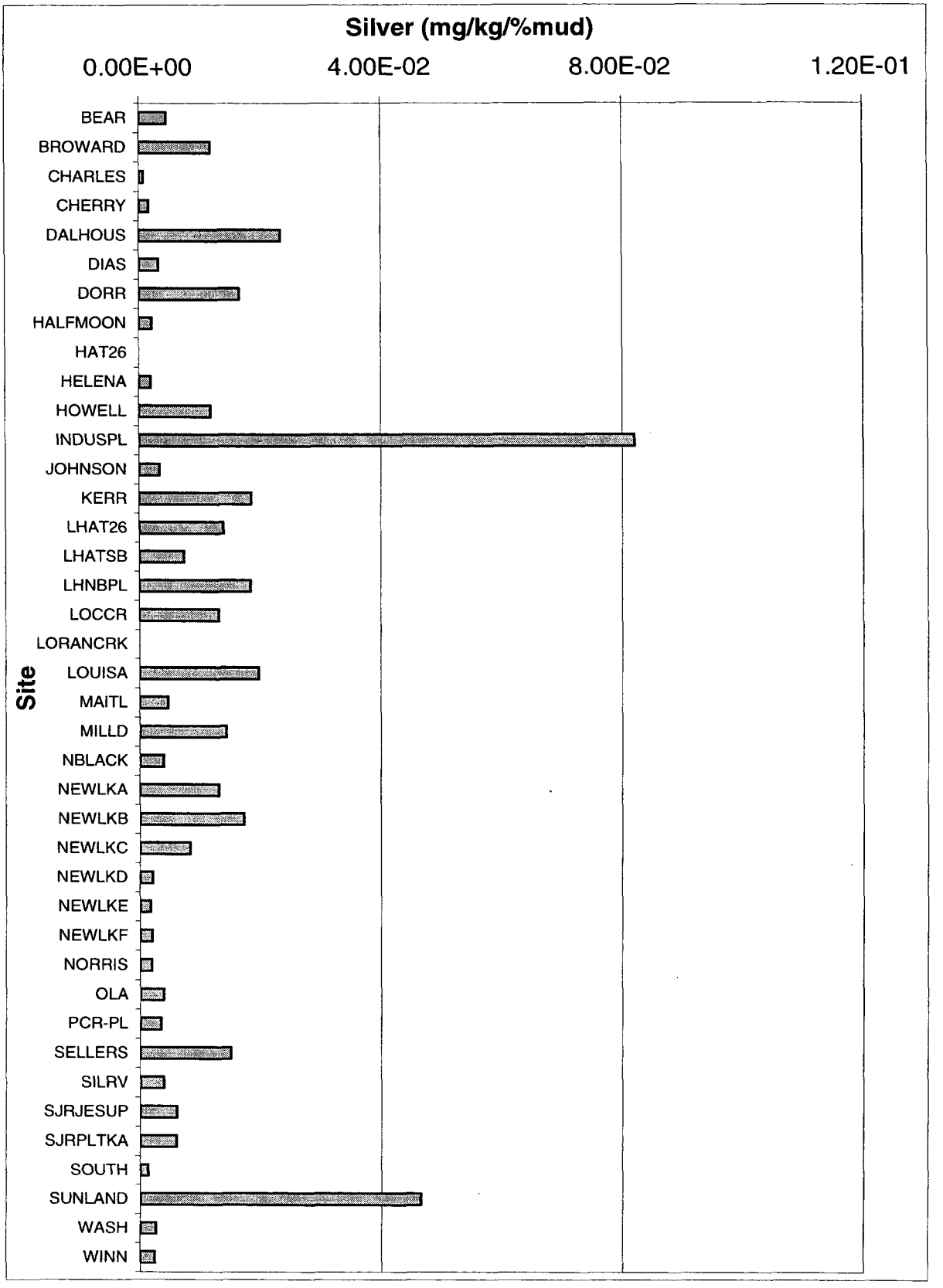
Silver (mg/kg/%mud)
0.00E+00
4.00E-02
8.00E-02
1.20E-01
Site
BEAR
BROWARD
CHARLES
CHERRY
DALHOUS
DIAS
DORR
HALFMOON
HAT26
HELENA
HOWELL
INDUSPL
JOHNSON
KERR
LHAT26
LHATSB
LHNBPL
LOCCR
LORANCRK
LOUISA
MAITL
MILLD
NBLACK
NEWLKA
NEWLKB
NEWLKC
NEWLKD
NEWLKE
NEWLKF
NORRIS
OLA
PCR-PL
SELLERS
SILRV
SJRJESUP
SJRPLTKA
SOUTH
SUNLAND
WASH
WINN

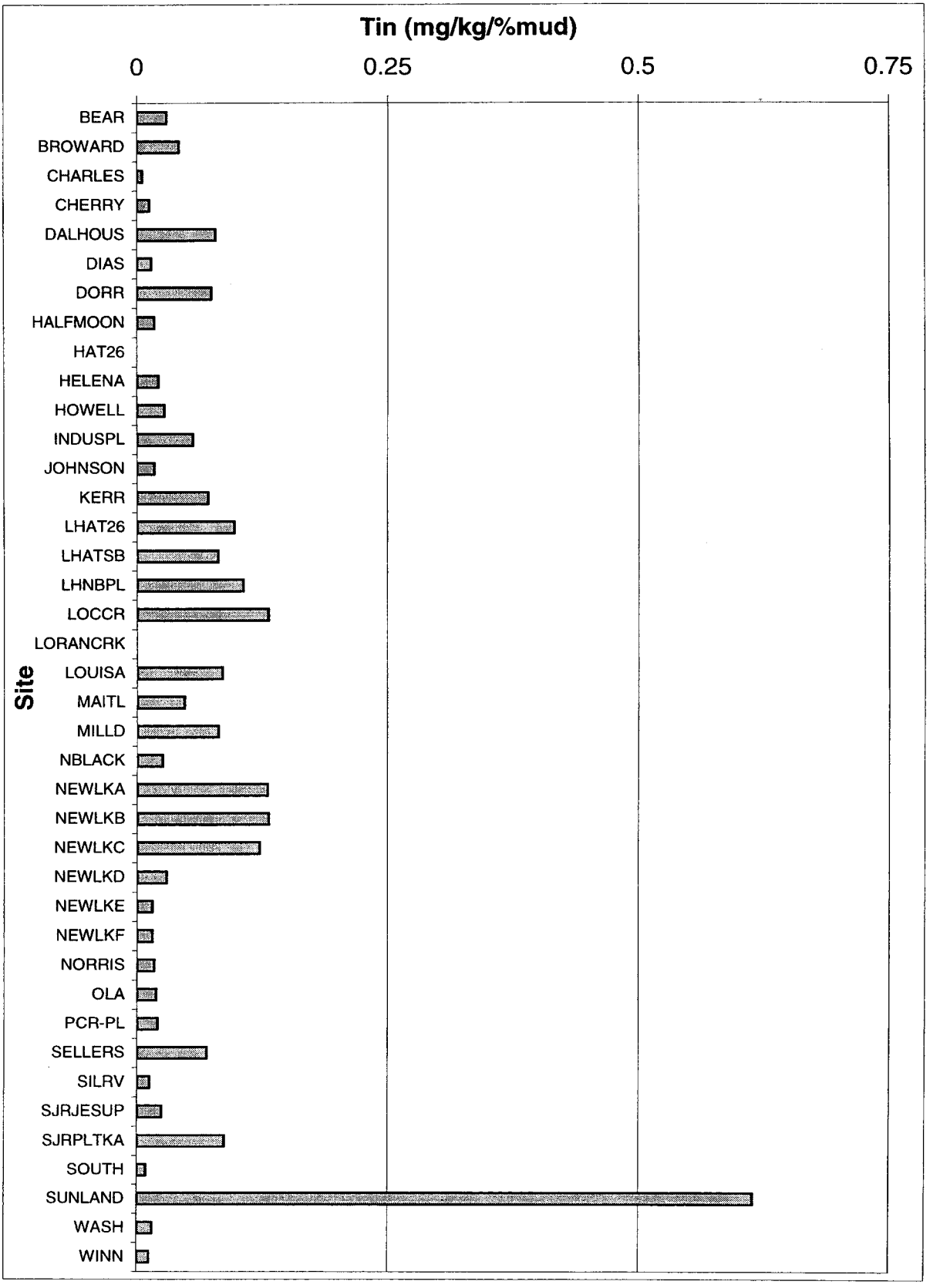
Tin (mg/kg/%mud)
0
0.25
0.5
0.75
Site
BEAR
BROWARD
CHARLES
CHERRY
DALHOUS
DIAS
DORR
HALFMOON
HAT26
HELENA
HOWELL
INDUSPL
JOHNSON
KERR
LHAT26
LHATSB
LHNBPL
LOCCR
LORANCRK
LOUISA
MAITL
MILLD
NBLACK
NEWLKA
NEWLKB
NEWLKC
NEWLKD
NEWLKE
NEWLKF
NORRIS
OLA
PCR-PL
SELLERS
SILRV
SJRJESUP
SJRPLTKA
SOUTH
SUNLAND
WASH
WINN

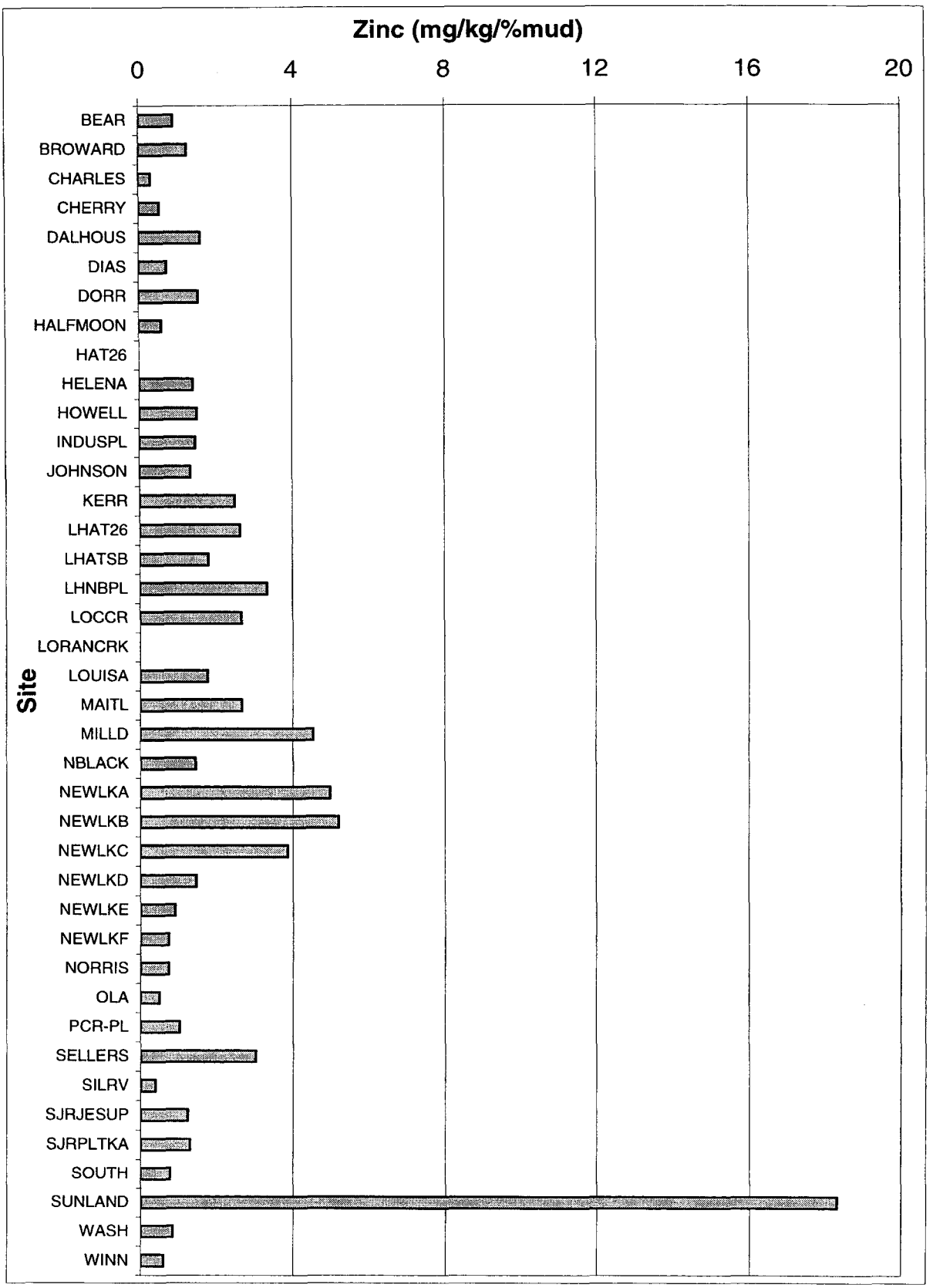
Zinc (mg/kg/%mud)
0
4
8
12
16
20
Site
BEAR
BROWARD
CHARLES
CHERRY
DALHOUS
DIAS
DORR
HALFMOON
HAT26
HELENA
HOWELL
INDUSPL
JOHNSON
KERR
LHAT26
LHATSB
LHNBPL
LOCCR
LORANCRK
LOUISA
MAITL
MILLD
NBLACK
NEWLKA
NEWLKB
NEWLKC
NEWLKD
NEWLKE
NEWLKF
NORRIS
OLA
PCR-PL
SELLERS
SILRV
SJRJESUP
SJRPLTKA
SOUTH
SUNLAND
WASH
WINN

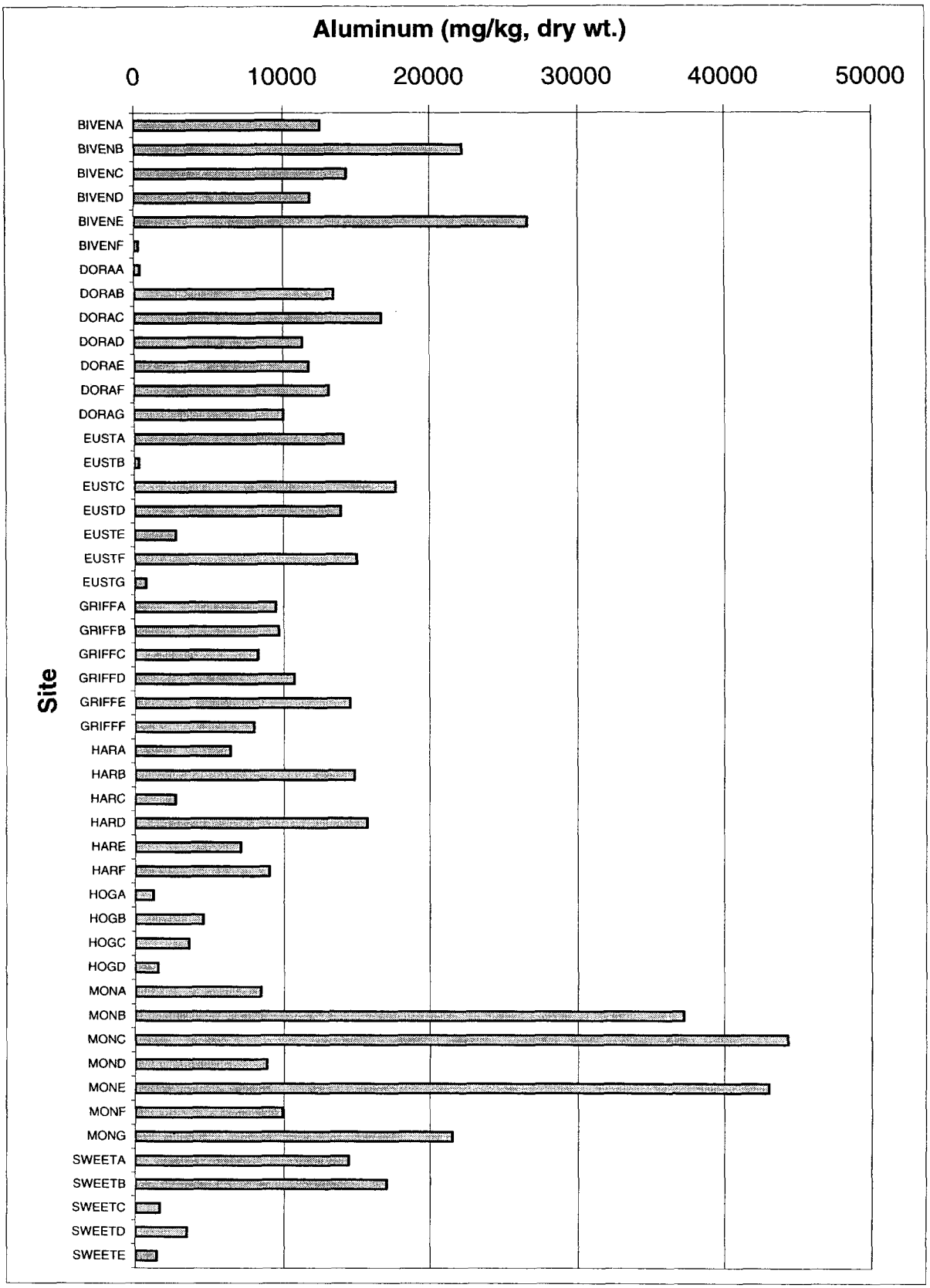
Aluminum (mg/kg, dry wt.)
0
10000
20000
30000
40000
50000
Site
BIVENA
BIVENB
BIVENC
BIVEND
BIVENE
BIVENF
DORAA
DORAB
DORAC
DORAD
DORAE
DORAF
DORAG
EUSTA
EUSTB
EUSTC
EUSTD
EUSTE
EUSTF
EUSTG
GRIFFA
GRIFFB
GRIFFC
GRIFFD
GRIFFE
GRIFFF
HARA
HARB
HARC
HARD
HARE
HARF
HOGA
HOGB
HOGC
HOGD
MONA
MONB
MONC
MOND
MONE
MONF
MONG
SWEETA
SWEETB
SWEETC
SWEETD
SWEETE

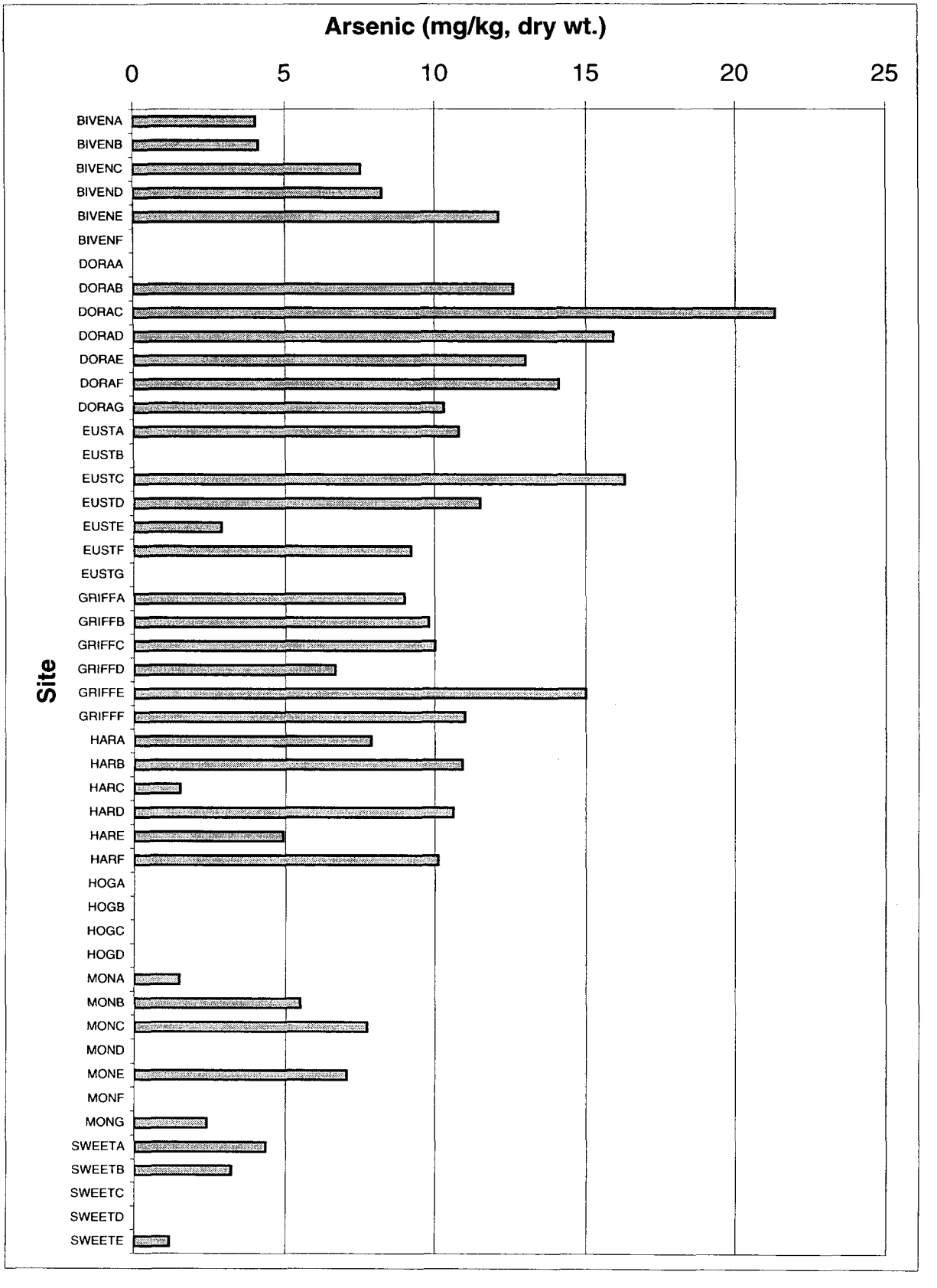
Arsenic (mg/kg, dry wt.)
0
5
10
15
20
25
Site
BIVENA
BIVENB
BIVENC
BIVEND
BIVENE
BIVENF
DORAA
DORAB
DORAC
DORAD
DORAE
DORAF
DORAG
EUSTA
EUSTB
EUSTC
EUSTD
EUSTE
EUSTF
EUSTG
GRIFFA
GRIFFB
GRIFFC
GRIFFD
GRIFFE
GRIFFF
HARA
HARB
HARC
HARD
HARE
HARF
HOGA
HOGB
HOGC
HOGD
MONA
MONB
MONC
MOND
MONE
MONF
MONG
SWEETA
SWEETB
SWEETC
SWEETD
SWEETE

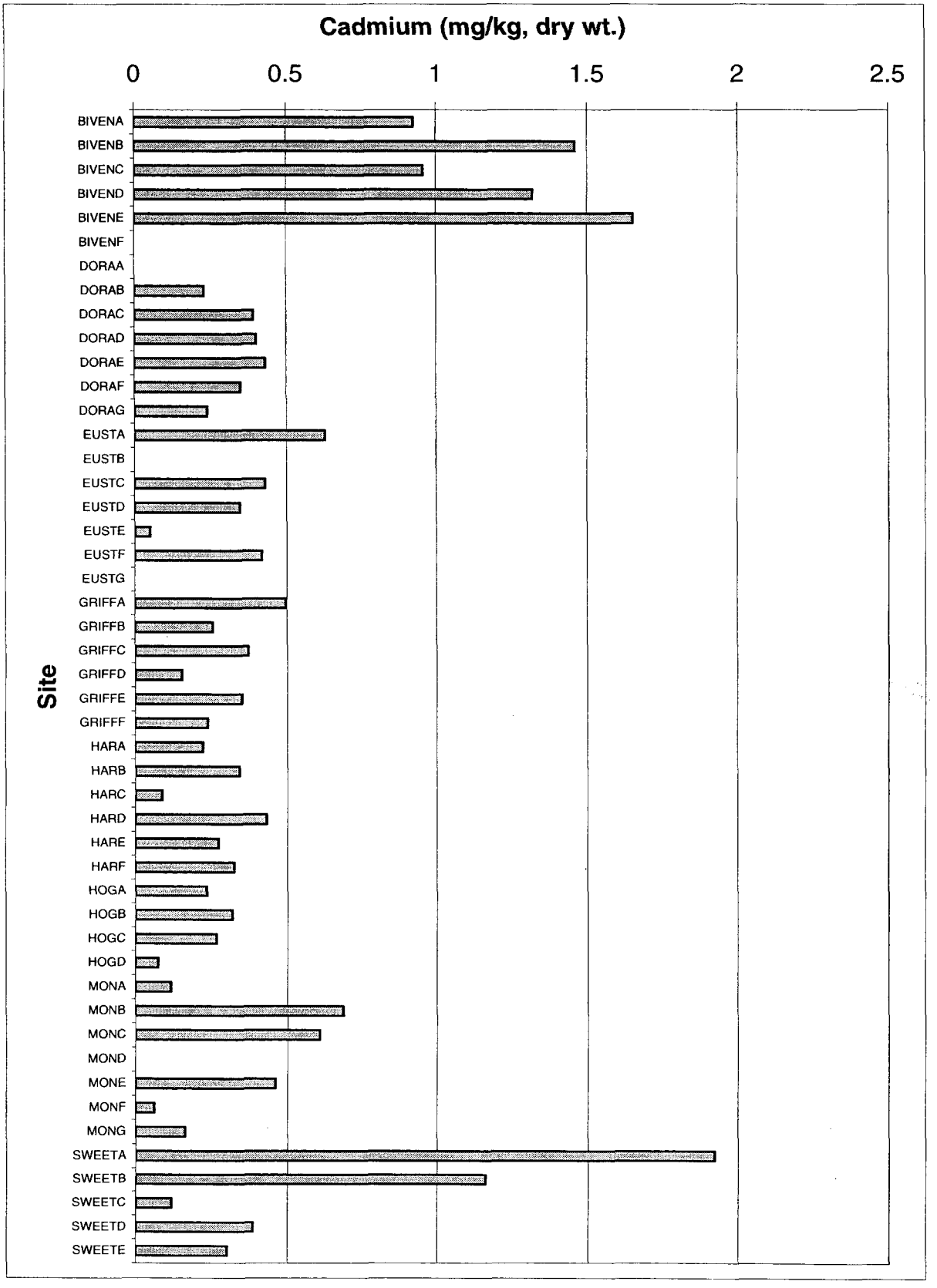
Cadmium (mg/kg, dry wt.)
0
0.5
1
1.5
2
2.5
Site
BIVENA
BIVENB
BIVENC
BIVEND
BIVENE
BIVENF
DORAA
DORAB
DORAC
DORAD
DORAE
DORAF
DORAG
EUSTA
EUSTB
EUSTC
EUSTD
EUSTE
EUSTF
EUSTG
GRIFFA
GRIFFB
GRIFFC
GRIFFD
GRIFFE
GRIFFF
HARA
HARB
HARC
HARD
HARE
HARF
HOGA
HOGB
HOGC
HOGD
MONA
MONB
MONC
MOND
MONE
MONF
MONG
SWEETA
SWEETB
SWEETC
SWEETD
SWEETE

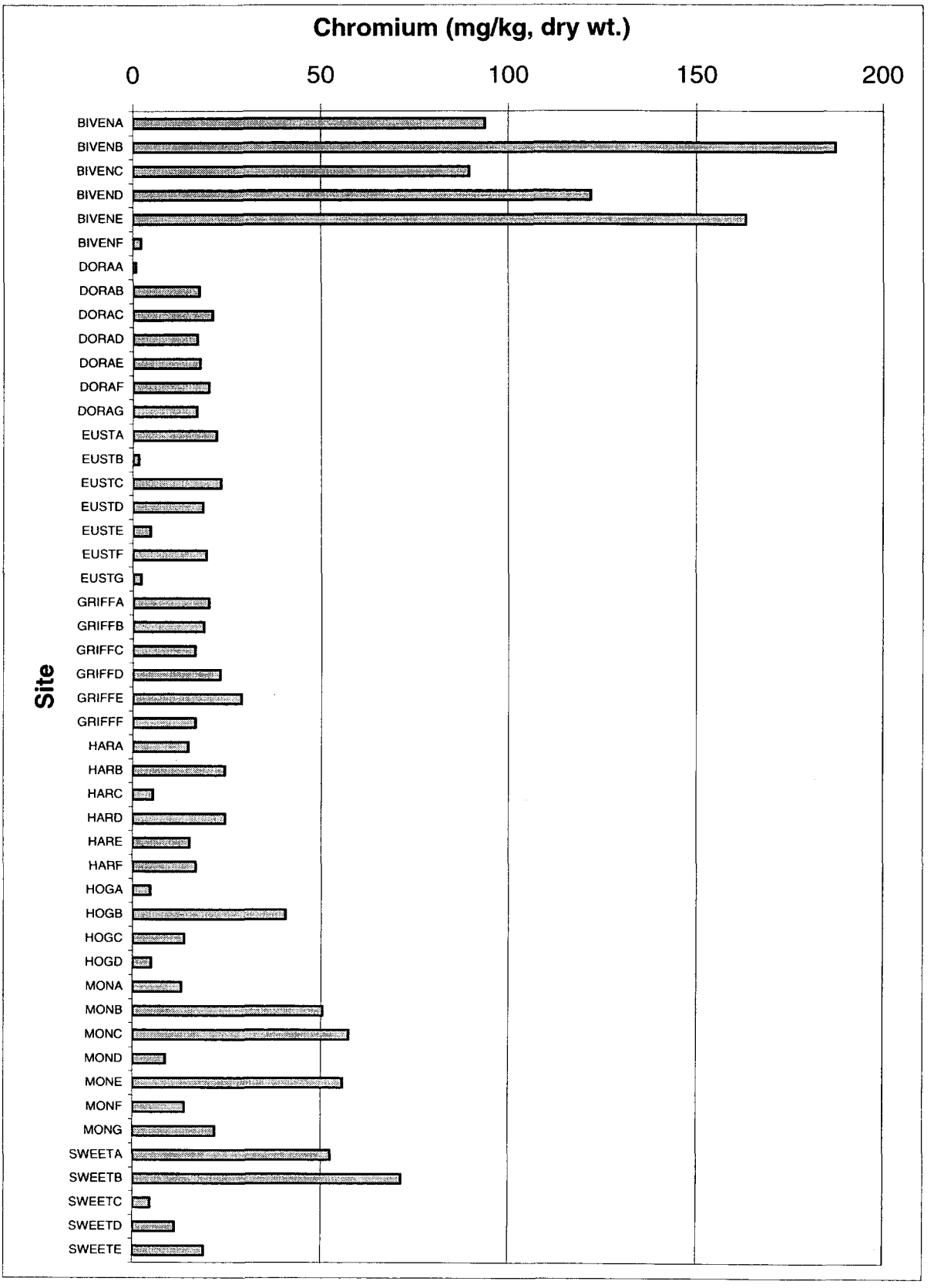
Chromium (mg/kg, dry wt.)
0
50
100
150
200
Site
BIVENA
BIVENB
BIVENC
BIVEND
BIVENE
BIVENF
DORAA
DORAB
DORAC
DORAD
DORAE
DORAF
DORAG
EUSTA
EUSTB
EUSTC
EUSTD
EUSTE
EUSTF
EUSTG
GRIFFA
GRIFFB
GRIFFC
GRIFFD
GRIFFE
GRIFFF
HARA
HARB
HARC
HARD
HARE
HARF
HOGA
HOGB
HOGC
HOGD
MONA
MONB
MONC
MOND
MONE
MONF
MONG
SWEETA
SWEETB
SWEETC
SWEETD
SWEETE


Copper (mg/kg, dry wt.)
0
10
20
30
40
50
Site
BIVENA
BIVENB
BIVENC
BIVEND
BIVENE
BIVENF
DORAA
DORAB
DORAC
DORAD
DORAE
DORAF
DORAG
EUSTA
EUSTB
EUSTC
EUSTD
EUSTE
EUSTF
EUSTG
GRIFFA
GRIFFB
GRIFFC
GRIFFD
GRIFFE
GRIFFF
HARA
HARB
HARC
HARD
HARE
HARF
HOGA
HOGB
HOGC
HOGD
MONA
MONB
MONC
MOND
MONE
MONF
MONG
SWEETA
SWEETB
SWEETC
SWEETD
SWEETE

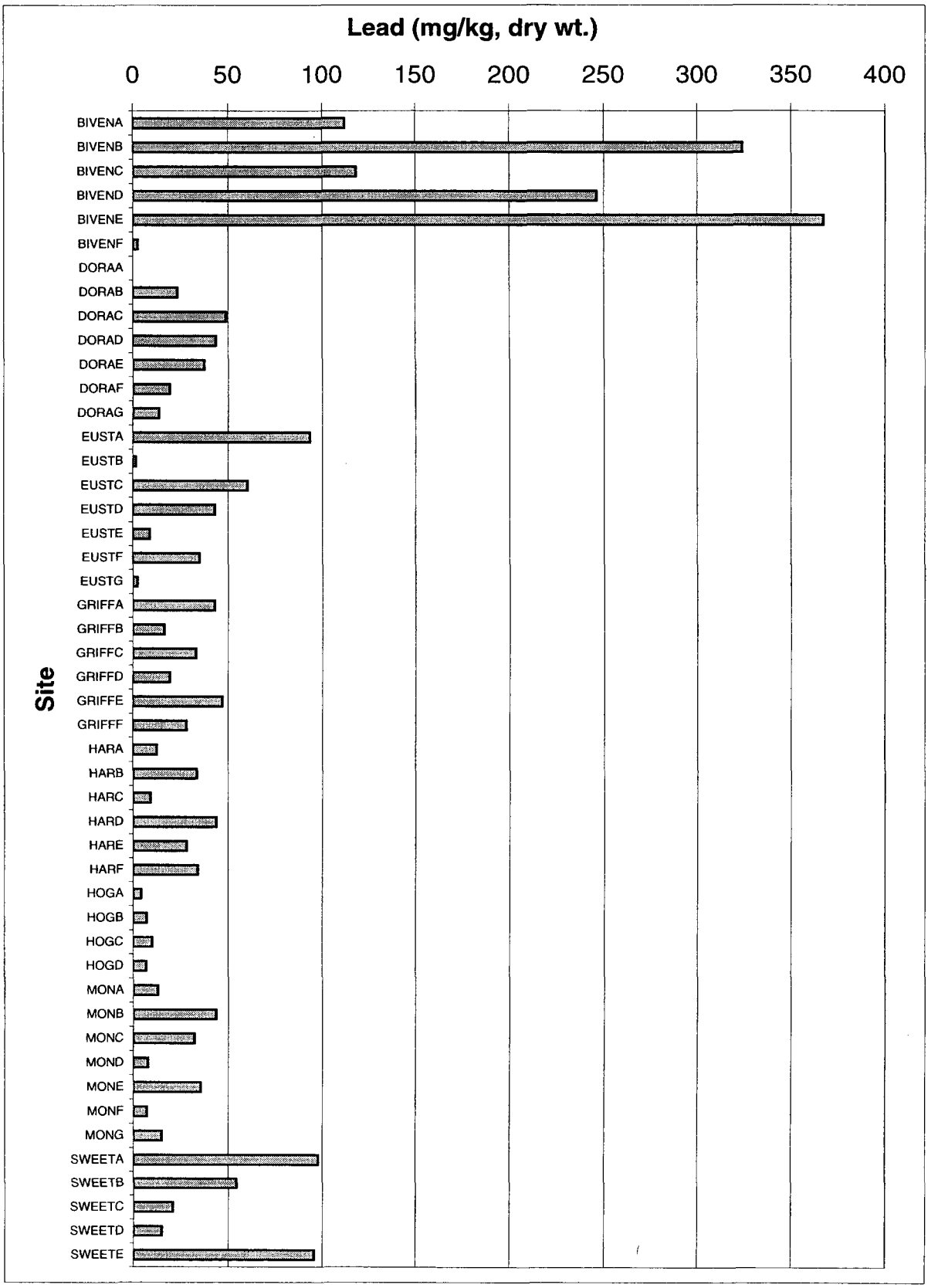
Lead (mg/kg, dry wt.)
0
50
100
150
200
250
300
350
400
Site
BIVENA
BIVENB
BIVENC
BIVEND
BIVENE
BIVENF
DORAA
DORAB
DORAC
DORAD
DORAE
DORAF
DORAG
EUSTA
EUSTB
EUSTC
EUSTD
EUSTE
EUSTF
EUSTG
GRIFFA
GRIFFB
GRIFFC
GRIFFD
GRIFFE
GRIFFF
HARA
HARB
HARC
HARD
HARE
HARF
HOGA
HOGB
HOGC
HOGD
MONA
MONB
MONC
MOND
MONE
MONF
MONG
SWEETA
SWEETB
SWEETC
SWEETD
SWEETE


Mercury (mg/kg, dry wt.)
0
0.1
0.2
0.3
0.4
0.5
Site
BIVENA
BIVENB
BIVENC
BIVEND
BIVENE
BIVENF
DORAA
DORAB
DORAC
DORAD
DORAE
DORAF
DORAG
EUSTA
EUSTB
EUSTC
EUSTD
EUSTE
EUSTF
EUSTG
GRIFFA
GRIFFB
GRIFFC
GRIFFD
GRIFFE
GRIFFF
HARA
HARB
HARC
HARD
HARE
HARF
HOGA
HOGB
HOGC
HOGD
MONA
MONB
MONC
MOND
MONE
MONF
MONG
SWEETA
SWEETB
SWEETC
SWEETD
SWEETE

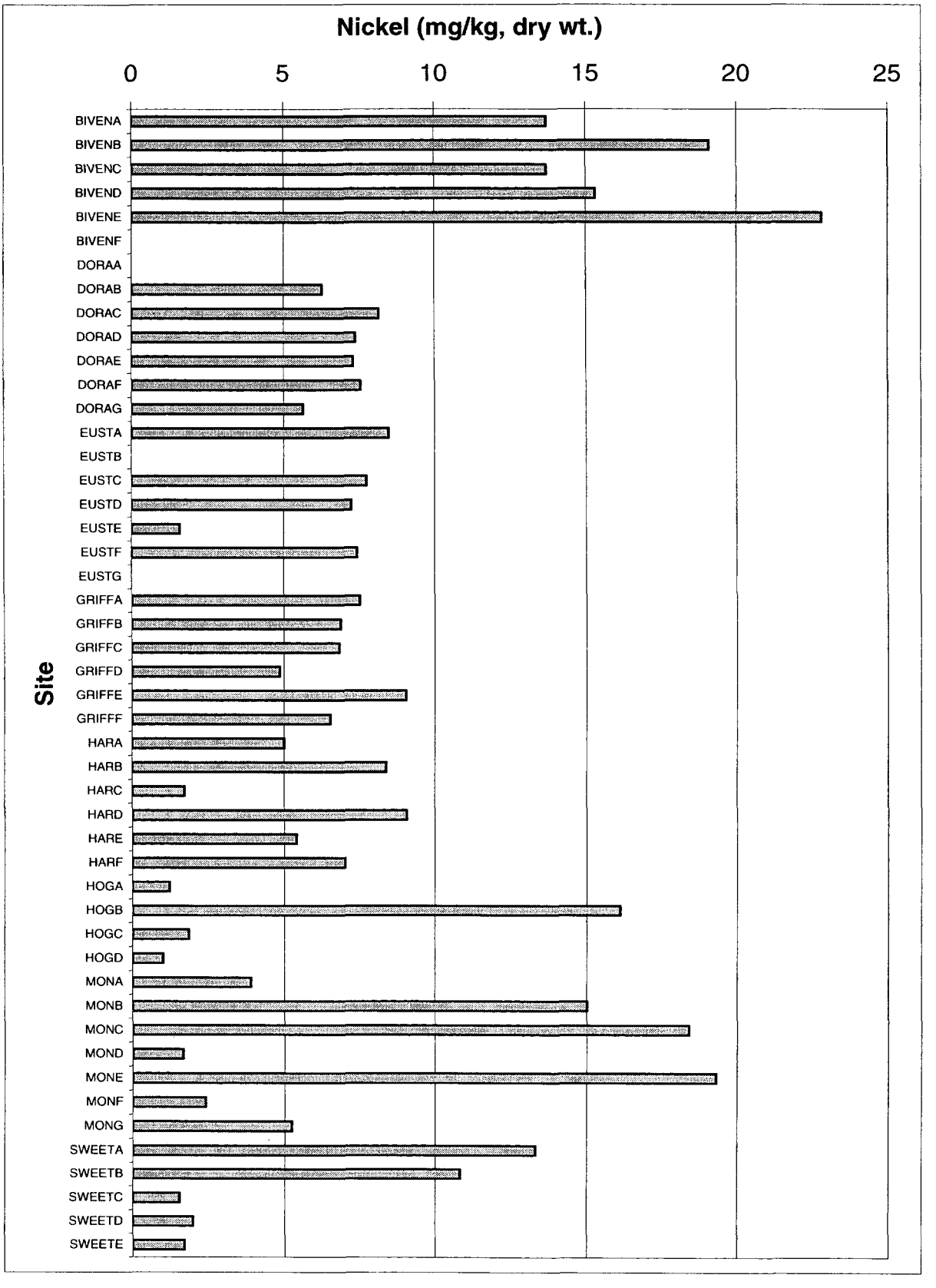
Nickel (mg/kg, dry wt.)
0
5
10
15
20
25
Site
BIVENA
BIVENB
BIVENC
BIVEND
BIVENE
BIVENF
DORAA
DORAB
DORAC
DORAD
DORAE
DORAF
DORAG
EUSTA
EUSTB
EUSTC
EUSTD
EUSTE
EUSTF
EUSTG
GRIFFA
GRIFFB
GRIFFC
GRIFFD
GRIFFE
GRIFFF
HARA
HARB
HARC
HARD
HARE
HARF
HOGA
HOGB
HOGC
HOGD
MONA
MONB
MONC
MOND
MONE
MONF
MONG
SWEETA
SWEETB
SWEETC
SWEETD
SWEETE

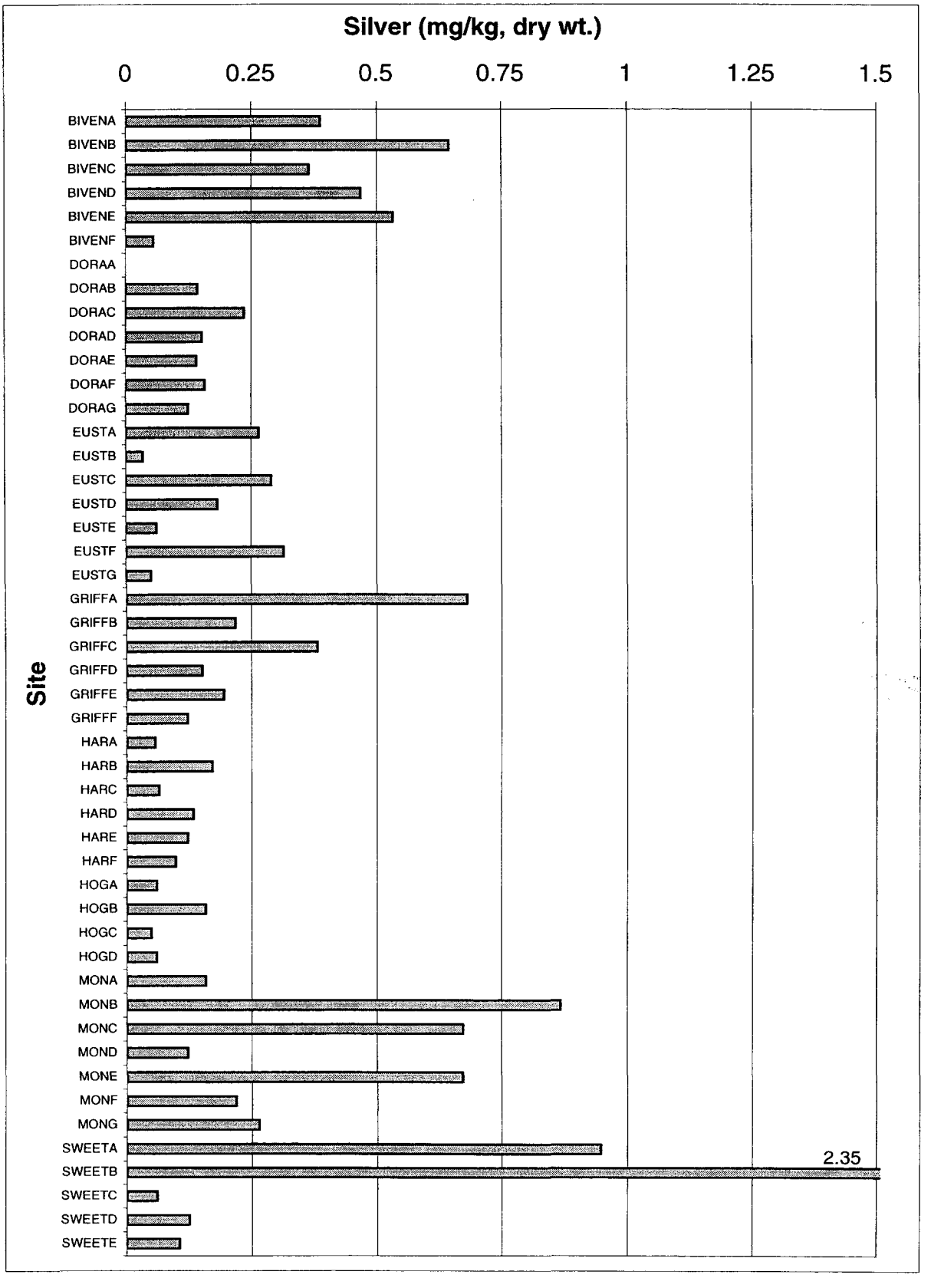
Silver (mg/kg, dry wt.)
0
0.25
0.5
0.75
1
1.25
1.5
Site
BIVENA
BIVENB
BIVENC
BIVEND
BIVENE
BIVENF
DORAA
DORAB
DORAC
DORAD
DORAE
DORAF
DORAG
EUSTA
EUSTB
EUSTC
EUSTD
EUSTE
EUSTF
EUSTG
GRIFFA
GRIFFB
GRIFFC
GRIFFD
GRIFFE
GRIFFF
HARA
HARB
HARC
HARD
HARE
HARF
HOGA
HOGB
HOGC
HOGD
MONA
MONB
MONC
MOND
MONE
MONF
MONG
SWEETA
SWEETB
SWEETC
SWEETD
SWEETE
2.35

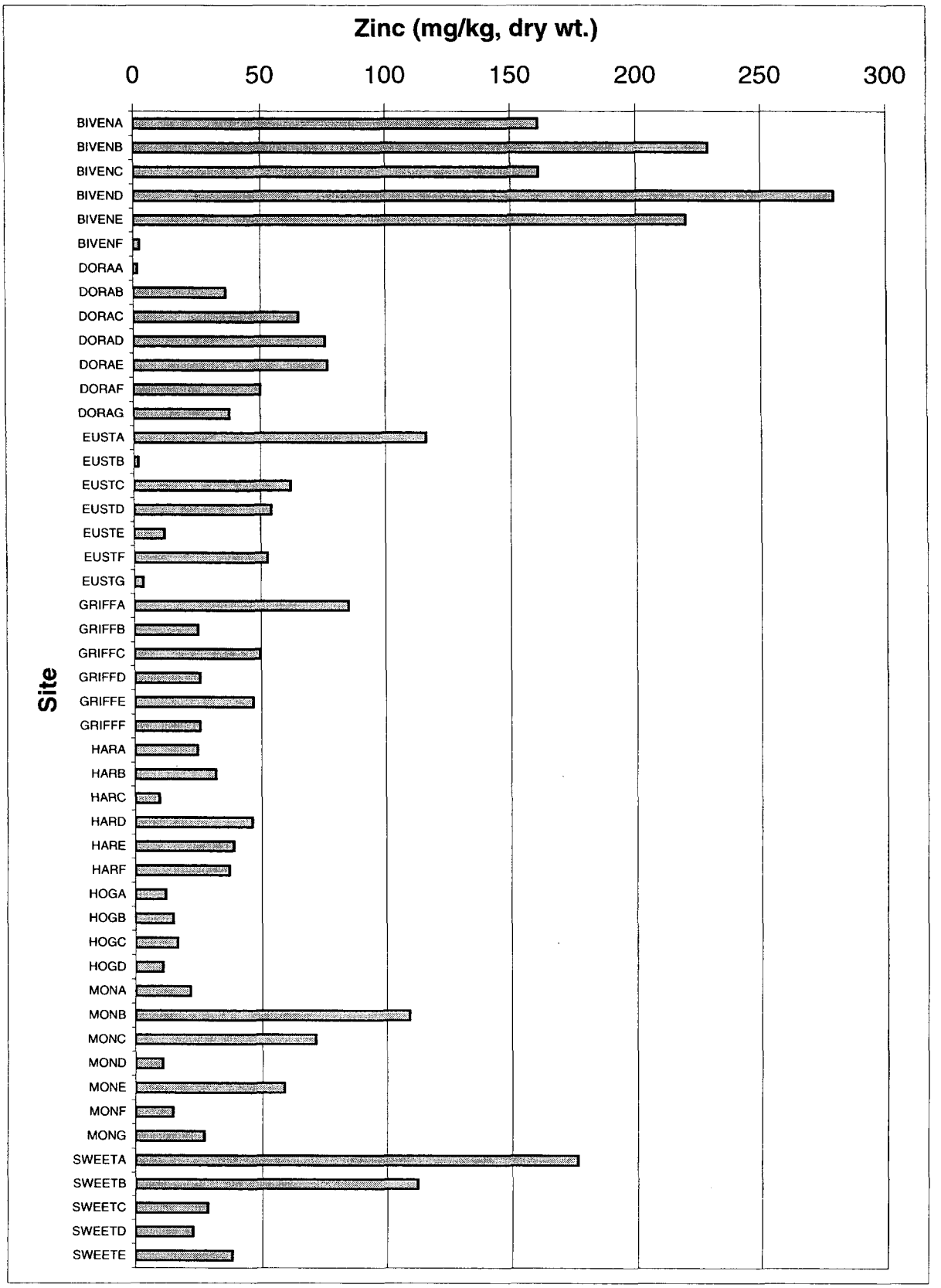
Zinc (mg/kg, dry wt.)
0
50
100
150
200
250
300
Site
BIVENA
BIVENB
BIVENC
BIVEND
BIVENE
BIVENF
DORAA
DORAB
DORAC
DORAD
DORAE
DORAF
DORAG
EUSTA
EUSTB
EUSTC
EUSTD
EUSTE
EUSTF
EUSTG
GRIFFA
GRIFFB
GRIFFC
GRIFFD
GRIFFE
GRIFFF
HARA
HARB
HARC
HARD
HARE
HARF
HOGA
HOGB
HOGC
HOGD
MONA
MONB
MONC
MOND
MONE
MONF
MONG
SWEETA
SWEETB
SWEETC
SWEETD
SWEETE


Arsenic/Aluminum
0.00E+00
5.00E-04
1.00E-03
1.50E-03
Site
BIVENA
BIVENB
BIVENC
BIVEND
BIVENE
BIVENF
DORAA
DORAB
DORAC
DORAD
DORAE
DORAF
DORAG
EUSTA
EUSTB
EUSTC
EUSTD
EUSTE
EUSTF
EUSTG
GRIFFA
GRIFFB
GRIFFC
GRIFFD
GRIFFE
GRIFFF
HARA
HARB
HARC
HARD
HARE
HARF
HOGA
HOGB
HOGC
HOGD
MONA
MONB
MONC
MOND
MONE
MONF
MONG
SWEETA
SWEETB
SWEETC
SWEETD
SWEETE

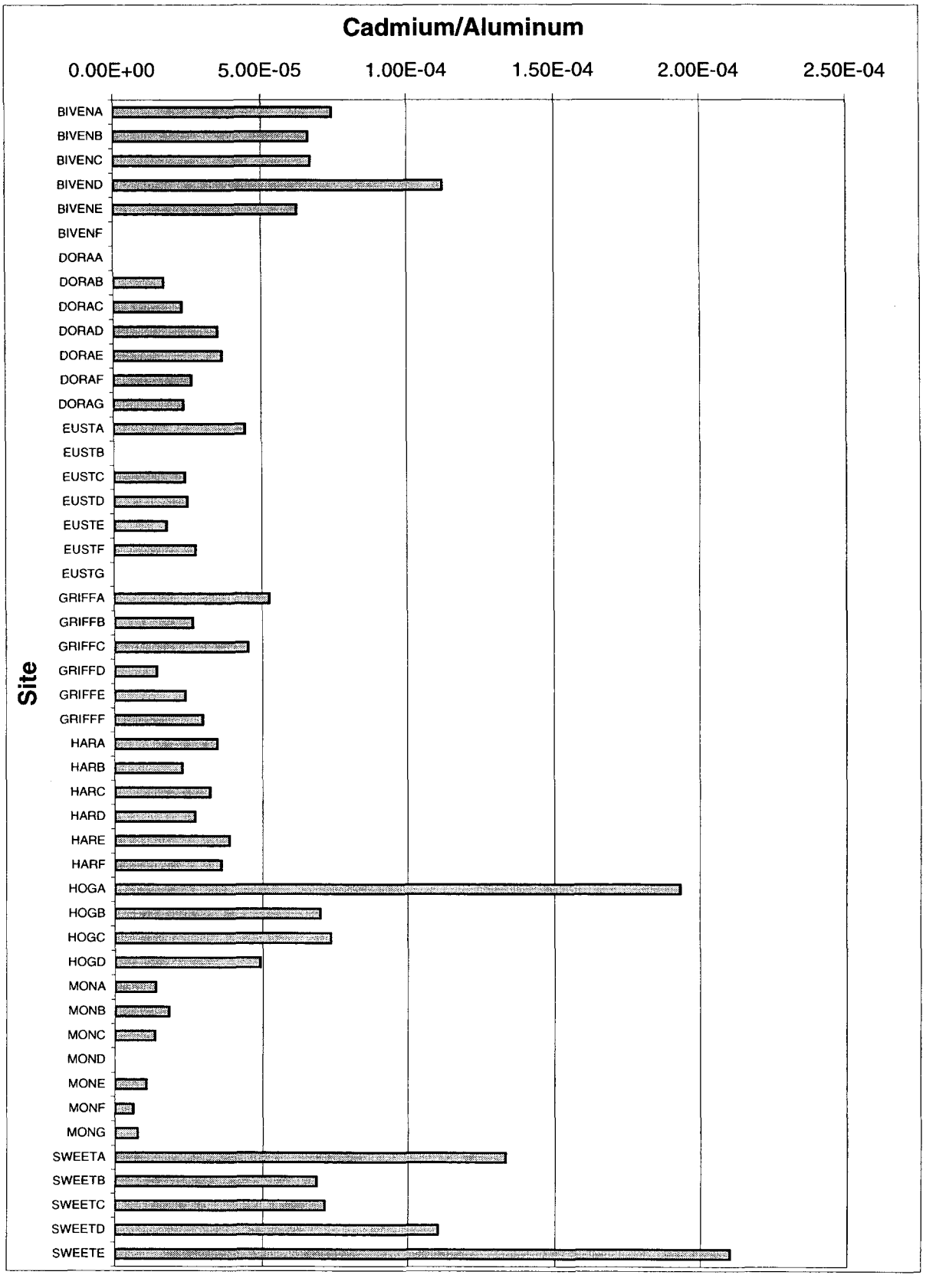
Cadmium/Aluminum
0.00E+00
5.00E-05
1.00E-04
1.50E-04
2.00E-04
2.50E-04
Site
BIVENA
BIVENB
BIVENC
BIVEND
BIVENE
BIVENF
DORAA
DORAB
DORAC
DORAD
DORAE
DORAF
DORAG
EUSTA
EUSTB
EUSTC
EUSTD
EUSTE
EUSTF
EUSTG
GRIFFA
GRIFFB
GRIFFC
GRIFFD
GRIFFE
GRIFFF
HARA
HARB
HARC
HARD
HARE
HARF
HOGA
HOGB
HOGC
HOGD
MONA
MONB
MONC
MOND
MONE
MONF
MONG
SWEETA
SWEETB
SWEETC
SWEETD
SWEETE

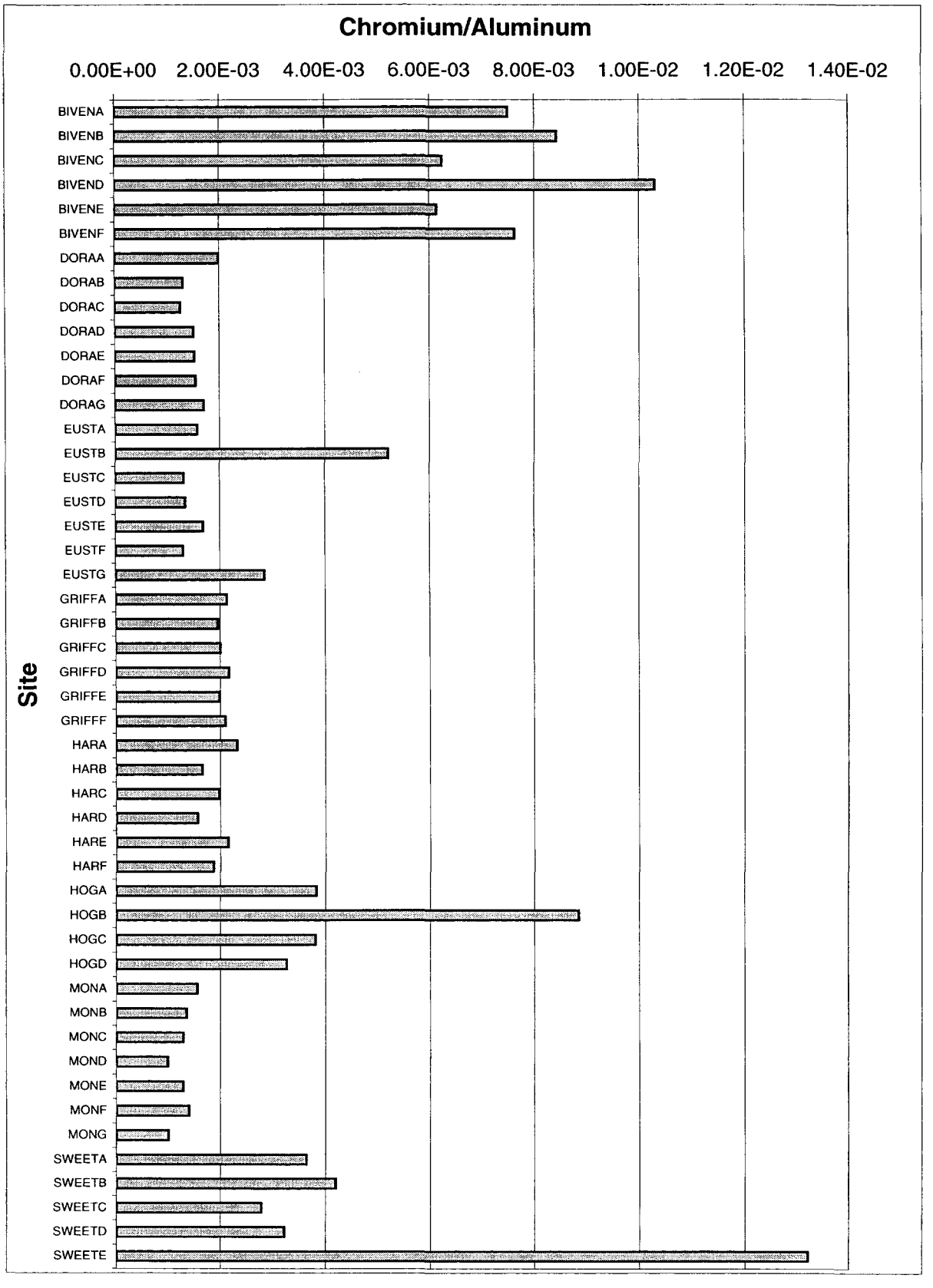
Chromium/Aluminum
0.00E+00
2.00E-03
4.00E-03
6.00E-03
8.00E-03
1.00E-02
1.20E-02
1.40E-02
Site
BIVENA
BIVENB
BIVENC
BIVEND
BIVENE
BIVENF
DORAA
DORAB
DORAC
DORAD
DORAE
DORAF
DORAG
EUSTA
EUSTB
EUSTC
EUSTD
EUSTE
EUSTF
EUSTG
GRIFFA
GRIFFB
GRIFFC
GRIFFD
GRIFFE
GRIFFF
HARA
HARB
HARC
HARD
HARE
HARF
HOGA
HOGB
HOGC
HOGD
MONA
MONB
MONC
MOND
MONE
MONF
MONG
SWEETA
SWEETB
SWEETC
SWEETD
SWEETE

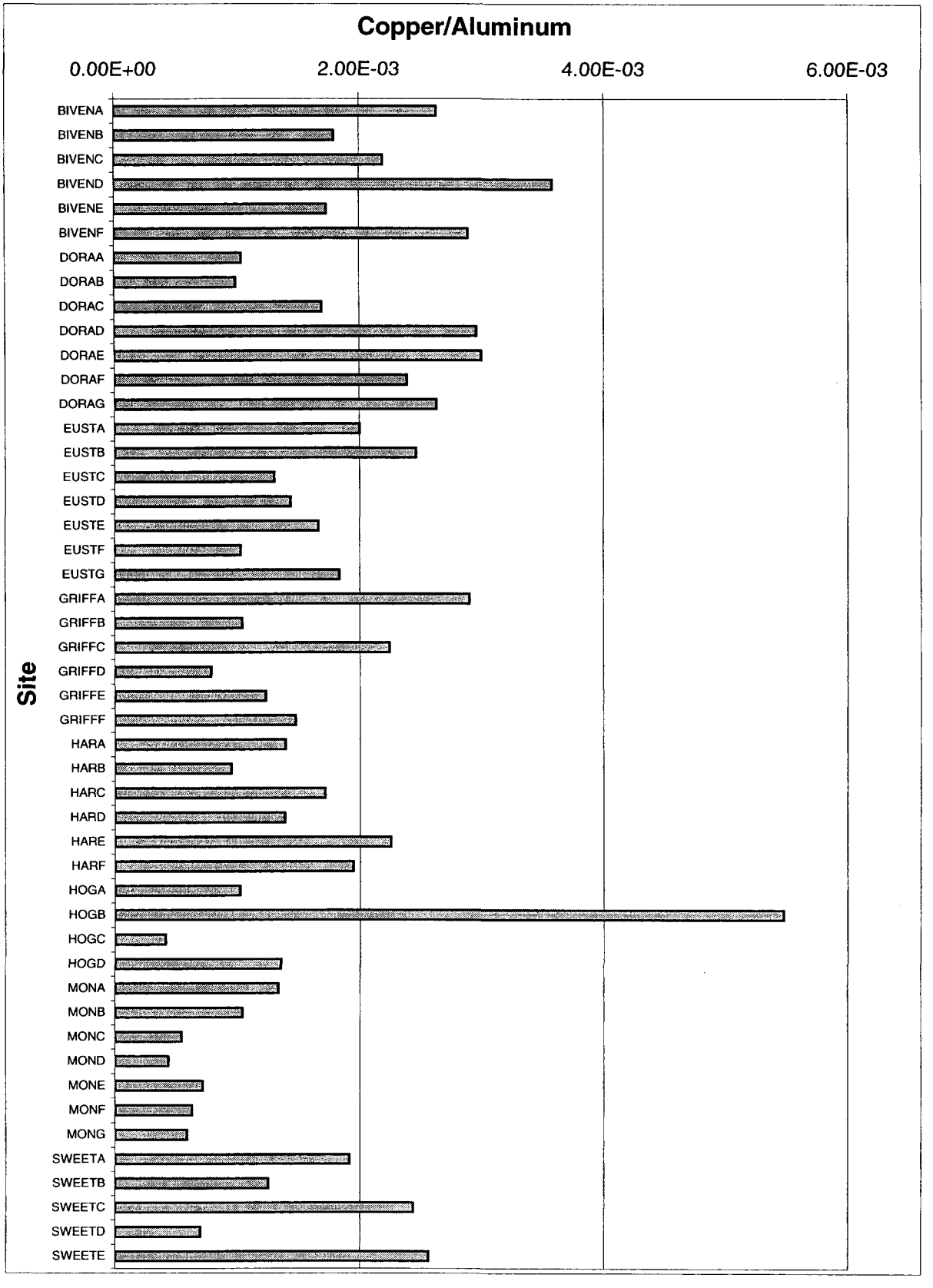
Copper/Aluminum
0.00E+00
2.00E-03
4.00E-03
6.00E-03
Site
BIVENA
BIVENB
BIVENC
BIVEND
BIVENE
BIVENF
DORAA
DORAB
DORAC
DORAD
DORAE
DORAF
DORAG
EUSTA
EUSTB
EUSTC
EUSTD
EUSTE
EUSTF
EUSTG
GRIFFA
GRIFFB
GRIFFC
GRIFFD
GRIFFE
GRIFFF
HARA
HARB
HARC
HARD
HARE
HARF
HOGA
HOGB
HOGC
HOGD
MONA
MONB
MONC
MOND
MONE
MONF
MONG
SWEETA
SWEETB
SWEETC
SWEETD
SWEETE

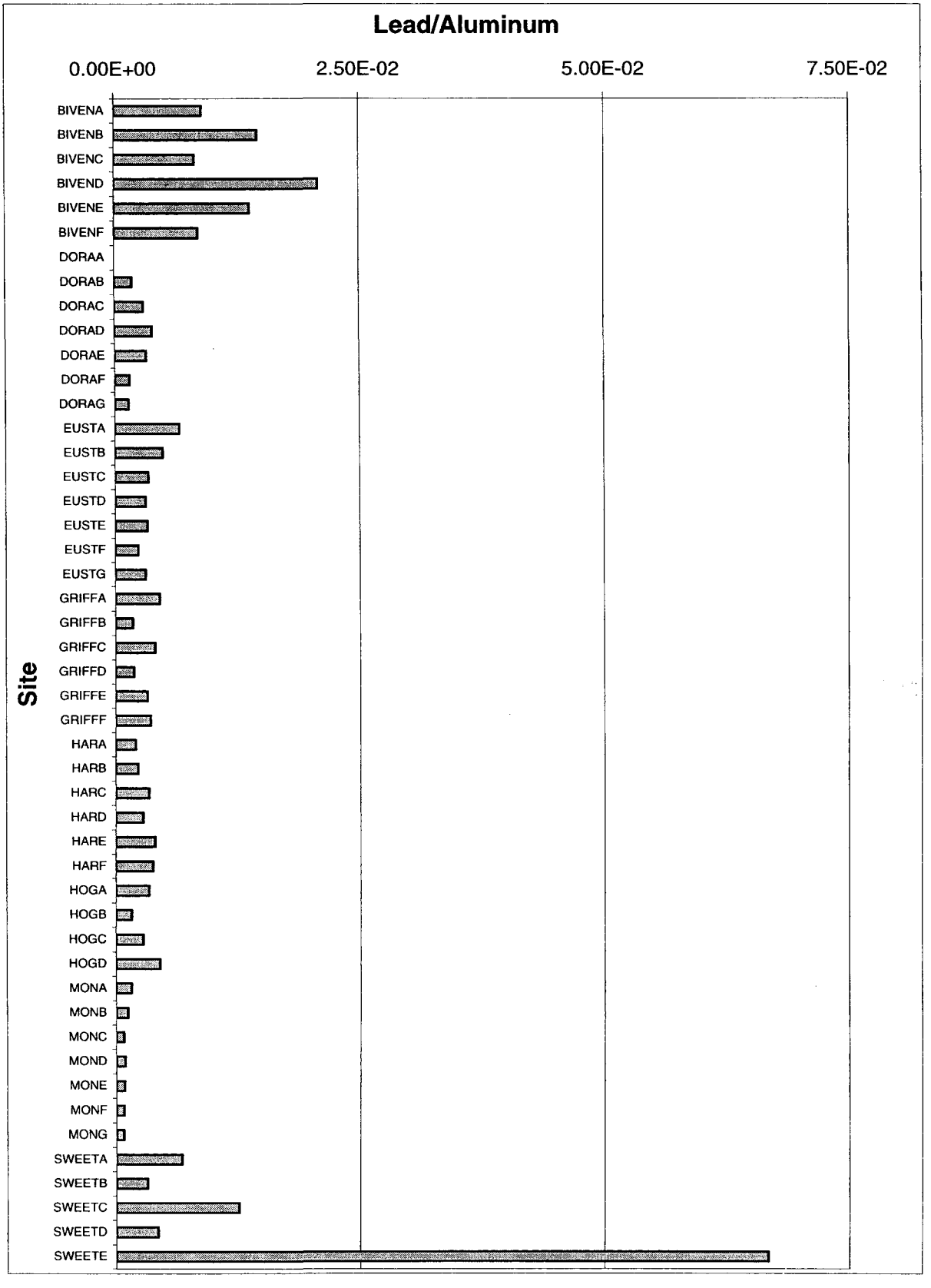
Lead/Aluminum
0.00E+00
2.50E-02
5.00E-02
7.50E-02
Site
BIVENA
BIVENB
BIVENC
BIVEND
BIVENE
BIVENF
DORAA
DORAB
DORAC
DORAD
DORAE
DORAF
DORAG
EUSTA
EUSTB
EUSTC
EUSTD
EUSTE
EUSTF
EUSTG
GRIFFA
GRIFFB
GRIFFC
GRIFFD
GRIFFE
GRIFFF
HARA
HARB
HARC
HARD
HARE
HARF
HOGA
HOGB
HOGC
HOGD
MONA
MONB
MONC
MOND
MONE
MONF
MONG
SWEETA
SWEETB
SWEETC
SWEETD
SWEETE

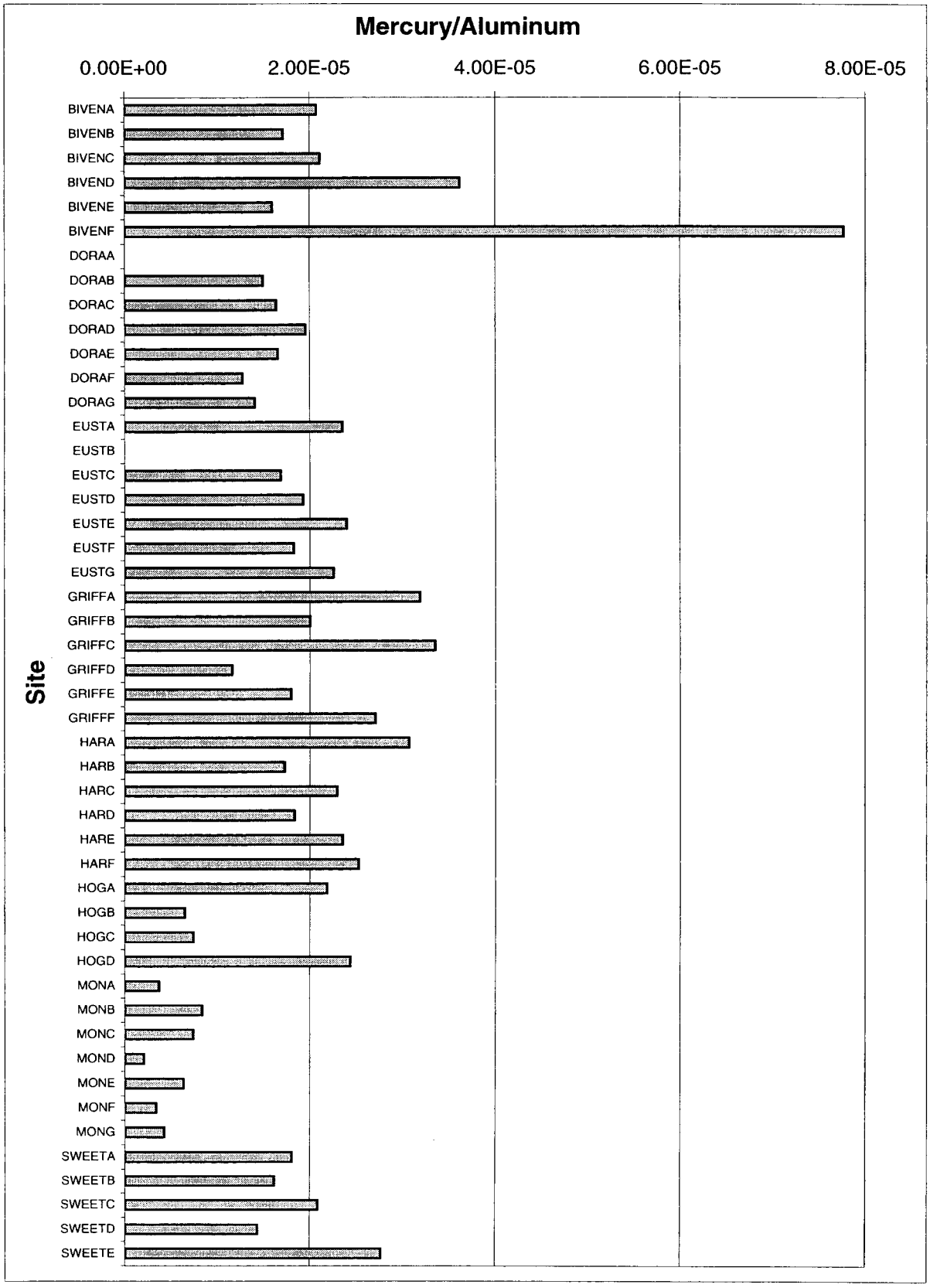
Mercury/Aluminum
0.00E+00
2.00E-05
4.00E-05
6.00E-05
8.00E-05
Site
BIVENA
BIVENB
BIVENC
BIVEND
BIVENE
BIVENF
DORAA
DORAB
DORAC
DORAD
DORAE
DORAF
DORAG
EUSTA
EUSTB
EUSTC
EUSTD
EUSTE
EUSTF
EUSTG
GRIFFA
GRIFFB
GRIFFC
GRIFFD
GRIFFE
GRIFFF
HARA
HARB
HARC
HARD
HARE
HARF
HOGA
HOGB
HOGC
HOGD
MONA
MONB
MONC
MOND
MONE
MONF
MONG
SWEETA
SWEETB
SWEETC
SWEETD
SWEETE

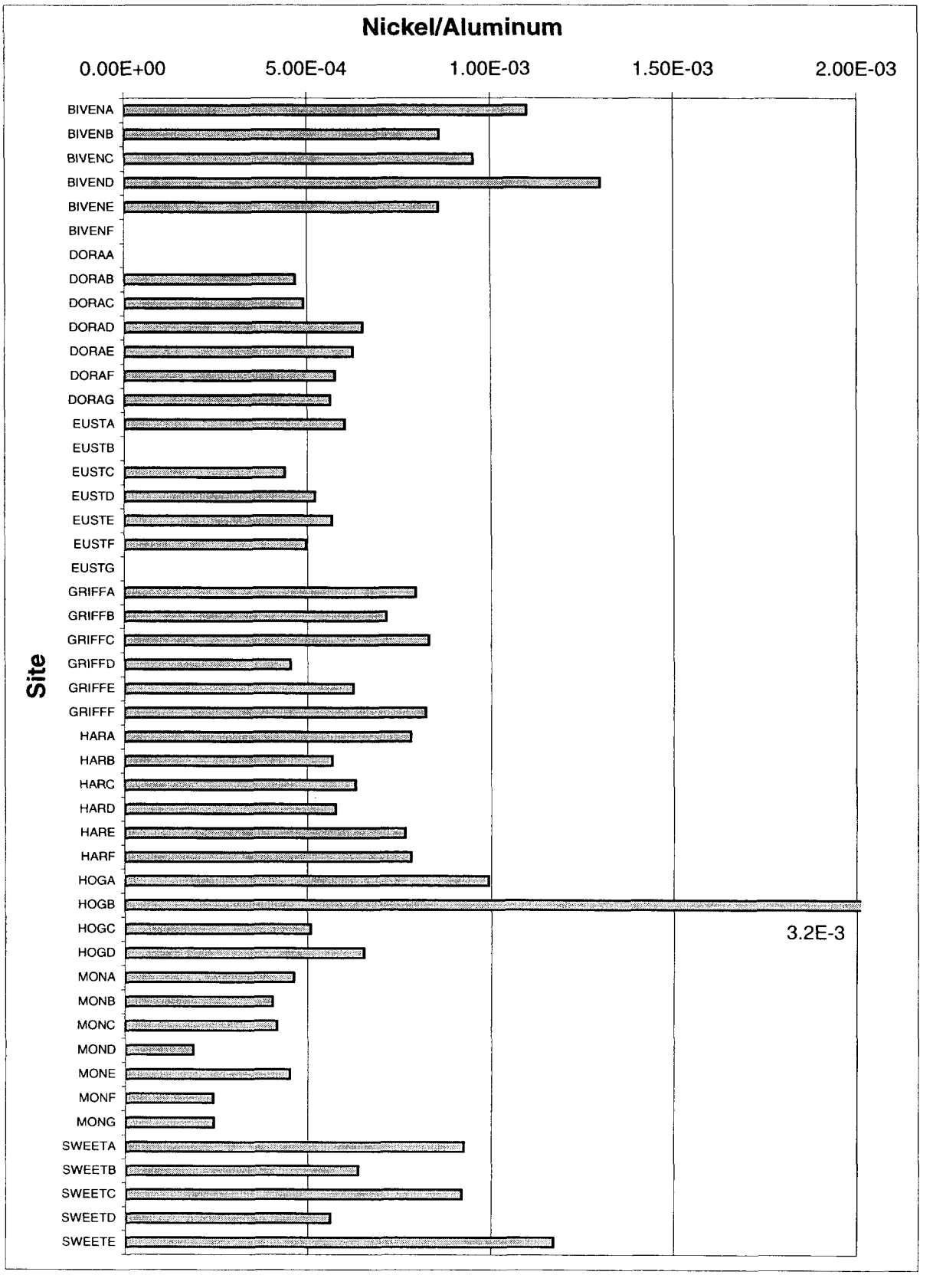
Nickel/Aluminum
0.00E+00
5.00E-04
1.00E-03
1.50E-03
2.00E-03
Site
BIVENA
BIVENB
BIVENC
BIVEND
BIVENE
BIVENF
DORAA
DORAB
DORAC
DORAD
DORAE
DORAF
DORAG
EUSTA
EUSTB
EUSTC
EUSTD
EUSTE
EUSTF
EUSTG
GRIFFA
GRIFFB
GRIFFC
GRIFFD
GRIFFE
GRIFFF
HARA
HARB
HARC
HARD
HARE
HARF
HOGA
HOGB
HOGC
HOGD
MONA
MONB
MONC
MOND
MONE
MONF
MONG
SWEETA
SWEETB
SWEETC
SWEETD
SWEETE
3.2E-3

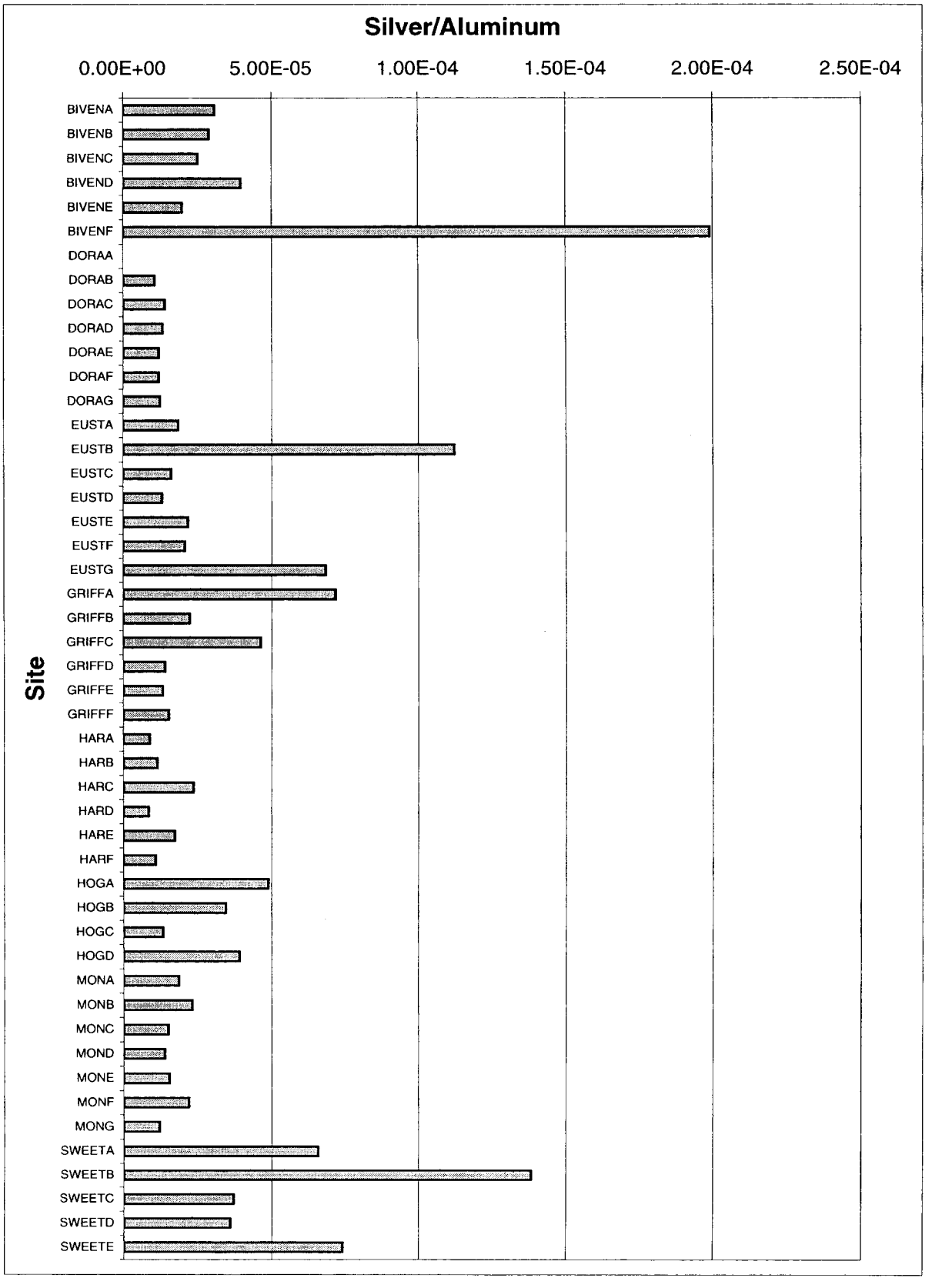
Silver/Aluminum
0.00E+00
5.00E-05
1.00E-04
1.50E-04
2.00E-04
2.50E-04
Site
BIVENA
BIVENB
BIVENC
BIVEND
BIVENE
BIVENF
DORAA
DORAB
DORAC
DORAD
DORAE
DORAF
DORAG
EUSTA
EUSTB
EUSTC
EUSTD
EUSTE
EUSTF
EUSTG
GRIFFA
GRIFFB
GRIFFC
GRIFFD
GRIFFE
GRIFFF
HARA
HARB
HARC
HARD
HARE
HARF
HOGA
HOGB
HOGC
HOGD
MONA
MONB
MONC
MOND
MONE
MONF
MONG
SWEETA
SWEETB
SWEETC
SWEETD
SWEETE

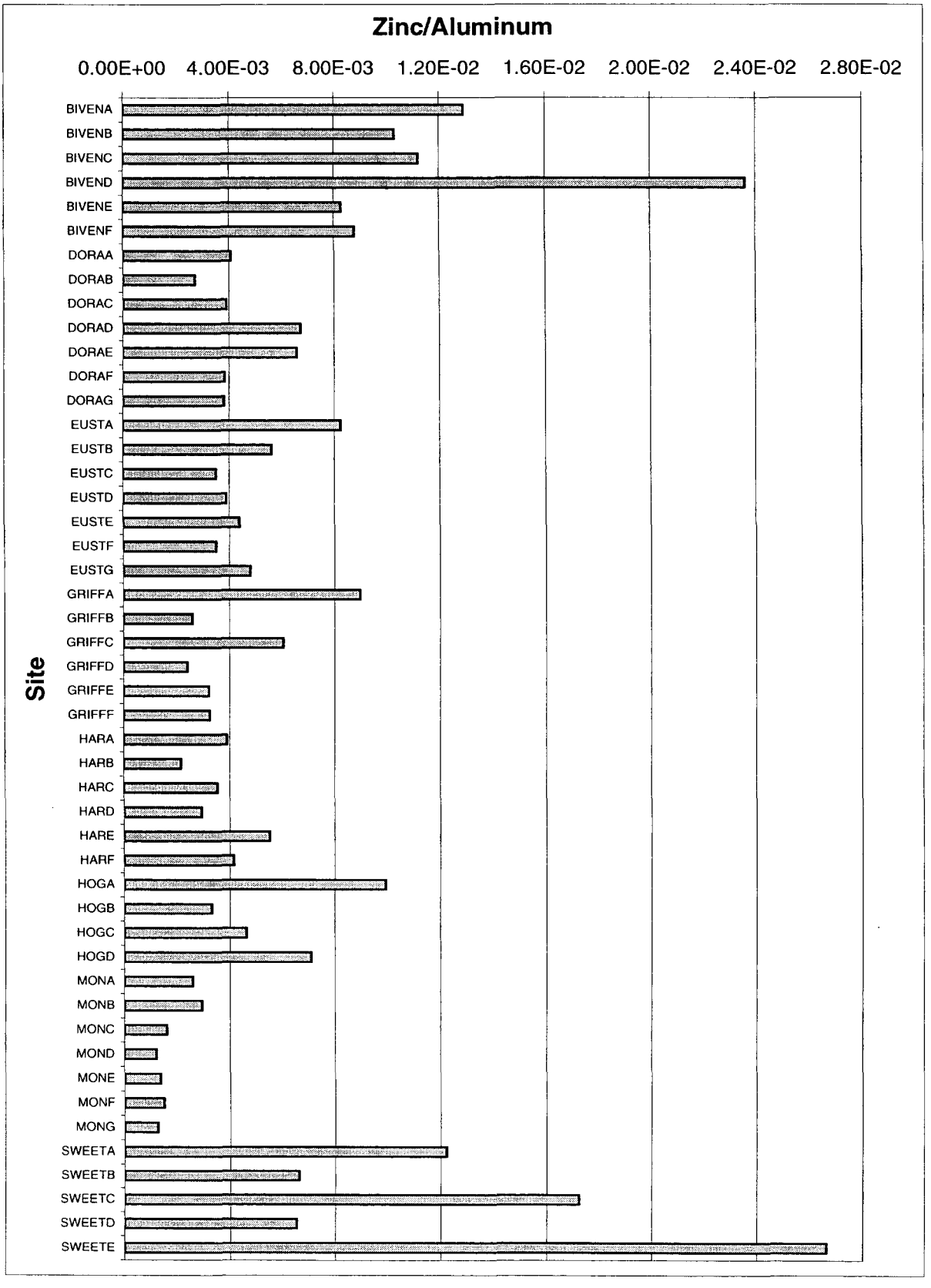
Zinc/Aluminum
0.00E+00
4.00E-03
8.00E-03
1.20E-02
1.60E-02
2.00E-02
2.40E-02
2.80E-02
Site
BIVENA
BIVENB
BIVENC
BIVEND
BIVENE
BIVENF
DORAA
DORAB
DORAC
DORAD
DORAE
DORAF
DORAG
EUSTA
EUSTB
EUSTC
EUSTD
EUSTE
EUSTF
EUSTG
GRIFFA
GRIFFB
GRIFFC
GRIFFD
GRIFFE
GRIFFF
HARA
HARB
HARC
HARD
HARE
HARF
HOGA
HOGB
HOGC
HOGD
MONA
MONB
MONC
MOND
MONE
MONF
MONG
SWEETA
SWEETB
SWEETC
SWEETD
SWEETE

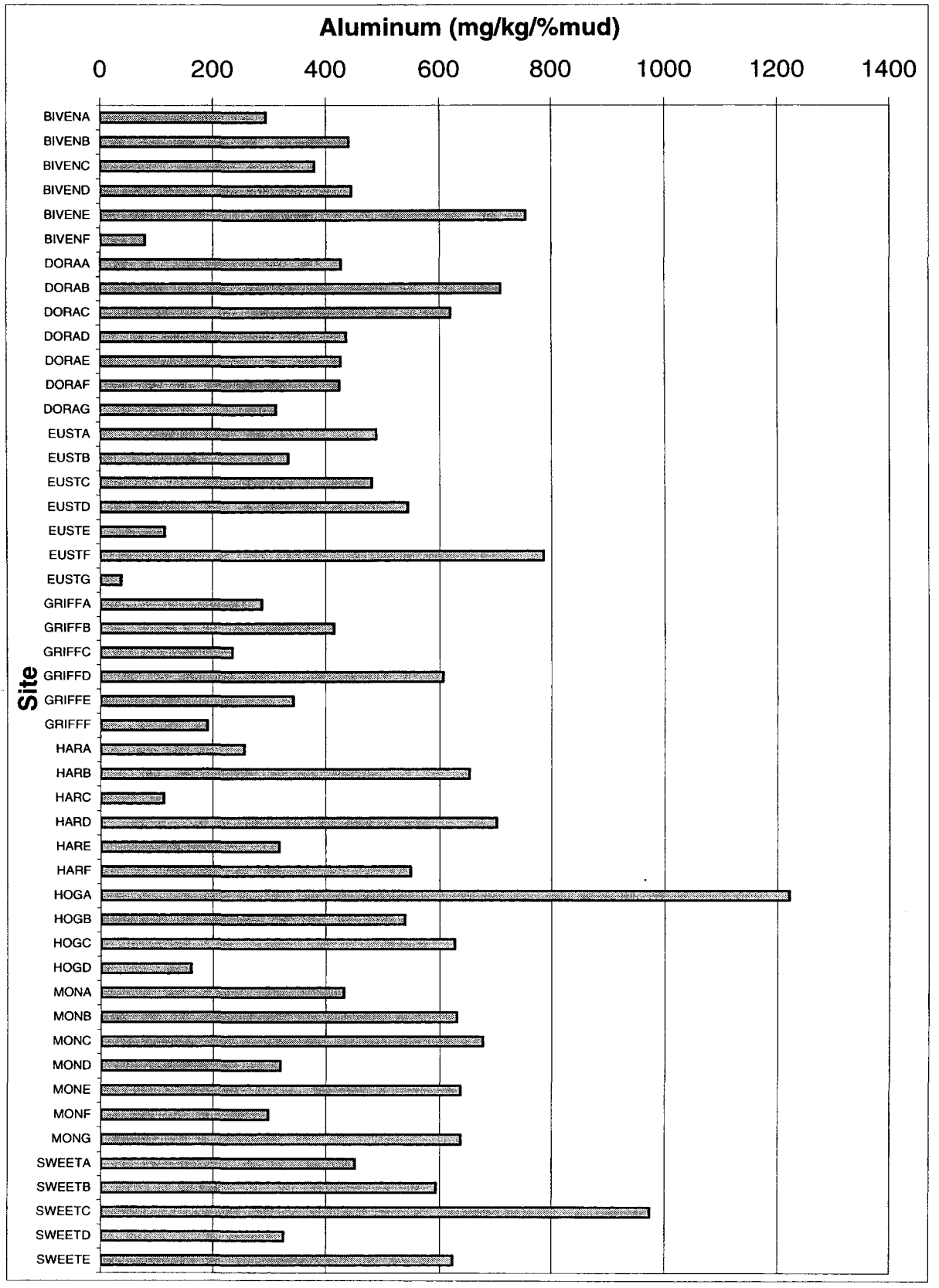
Aluminum (mg/kg/%mud)
0
200
400
600
800
1000
1200
1400
Site
BIVENA
BIVENB
BIVENC
BIVEND
BIVENE
BIVENF
DORAA
DORAB
DORAC
DORAD
DORAE
DORAF
DORAG
EUSTA
EUSTB
EUSTC
EUSTD
EUSTE
EUSTF
EUSTG
GRIFFA
GRIFFB
GRIFFC
GRIFFD
GRIFFE
GRIFFF
HARA
HARB
HARC
HARD
HARE
HARF
HOGA
HOGB
HOGC
HOGD
MONA
MONB
MONC
MOND
MONE
MONF
MONG
SWEETA
SWEETB
SWEETC
SWEETD
SWEETE


Arsenic (mg/kg/%mud)
0
0.2
0.4
0.6
0.8
1
Site
BIVENA
BIVENB
BIVENC
BIVEND
BIVENE
BIVENF
DORAA
DORAB
DORAC
DORAD
DORAE
DORAF
DORAG
EUSTA
EUSTB
EUSTC
EUSTD
EUSTE
EUSTF
EUSTG
GRIFFA
GRIFFB
GRIFFC
GRIFFD
GRIFFE
GRIFFF
HARA
HARB
HARC
HARD
HARE
HARF
HOGA
HOGB
HOGC
HOGD
MONA
MONB
MONC
MOND
MONE
MONF
MONG
SWEETA
SWEETB
SWEETC
SWEETD
SWEETE


Cadmium (mg/kg/%mud)
0.00E+00
5.00E-02
1.00E-01
1.50E-01
2.00E-01
2.50E-01
Site
BIVENA
BIVENB
BIVENC
BIVEND
BIVENE
BIVENF
DORAA
DORAB
DORAC
DORAD
DORAE
DORAF
DORAG
EUSTA
EUSTB
EUSTC
EUSTD
EUSTE
EUSTF
EUSTG
GRIFFA
GRIFFB
GRIFFC
GRIFFD
GRIFFE
GRIFFF
HARA
HARB
HARC
HARD
HARE
HARF
HOGA
HOGB
HOGC
HOGD
MONA
MONB
MONC
MOND
MONE
MONF
MONG
SWEETA
SWEETB
SWEETC
SWEETD
SWEETE


Chromium (mg/kg/%mud)
0.00
2.00
4.00
6.00
8.00
10.00
Site
BIVENA
BIVENB
BIVENC
BIVEND
BIVENE
BIVENF
DORAA
DORAB
DORAC
DORAD
DORAE
DORAF
DORAG
EUSTA
EUSTB
EUSTC
EUSTD
EUSTE
EUSTF
EUSTG
GRIFFA
GRIFFB
GRIFFC
GRIFFD
GRIFFE
GRIFFF
HARA
HARB
HARC
HARD
HARE
HARF
HOGA
HOGB
HOGC
HOGD
MONA
MONB
MONC
MOND
MONE
MONF
MONG
SWEETA
SWEETB
SWEETC
SWEETD
SWEETE

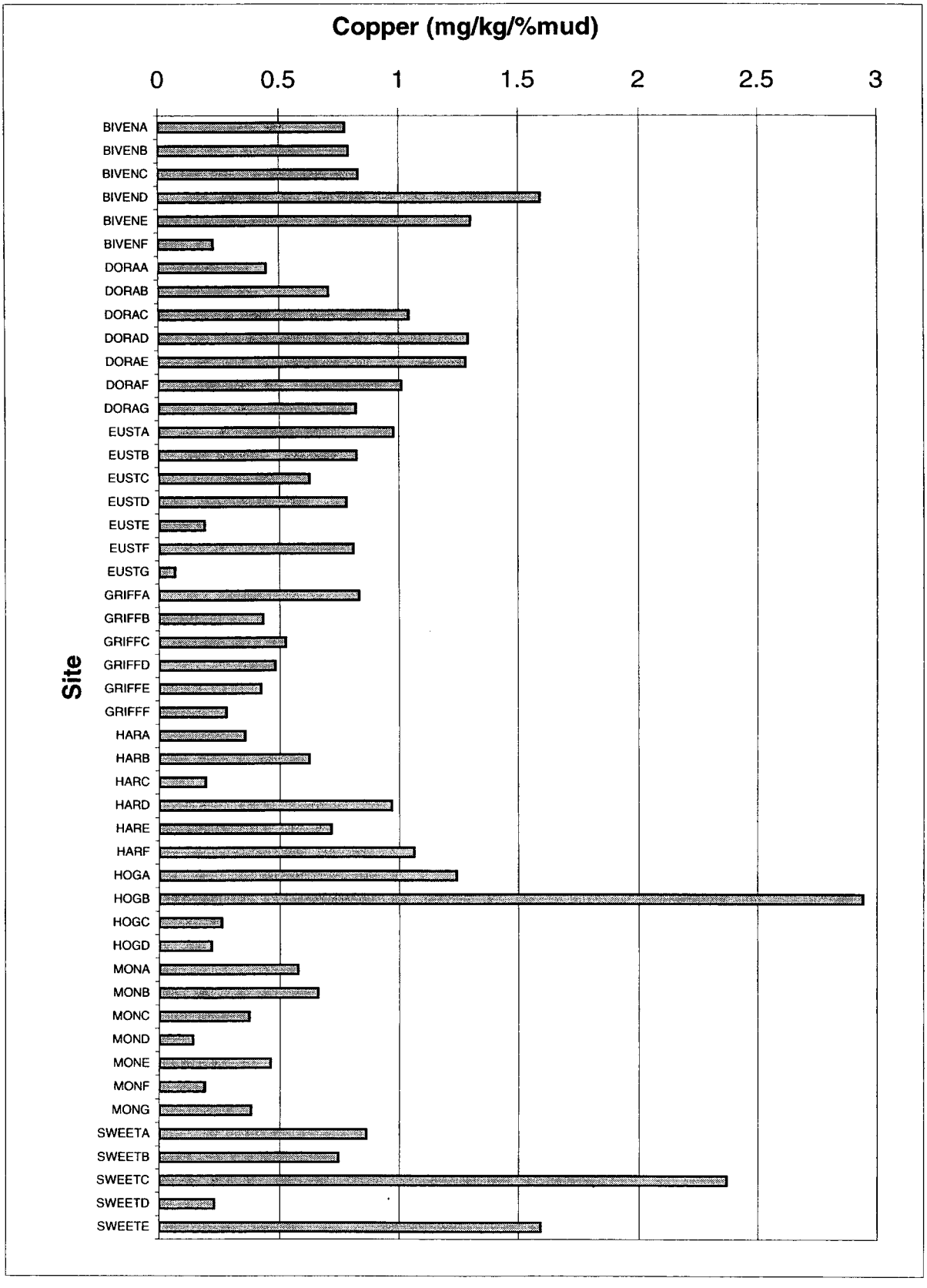
Copper (mg/kg/%mud)
0
0.5
1
1.5
2
2.5
3
Site
BIVENA
BIVENB
BIVENC
BIVEND
BIVENE
BIVENF
DORAA
DORAB
DORAC
DORAD
DORAE
DORAF
DORAG
EUSTA
EUSTB
EUSTC
EUSTD
EUSTE
EUSTF
EUSTG
GRIFFA
GRIFFB
GRIFFC
GRIFFD
GRIFFE
GRIFFF
HARA
HARB
HARC
HARD
HARE
HARF
HOGA
HOGB
HOGC
HOGD
MONA
MONB
MONC
MOND
MONE
MONF
MONG
SWEETA
SWEETB
SWEETC
SWEETD
SWEETE

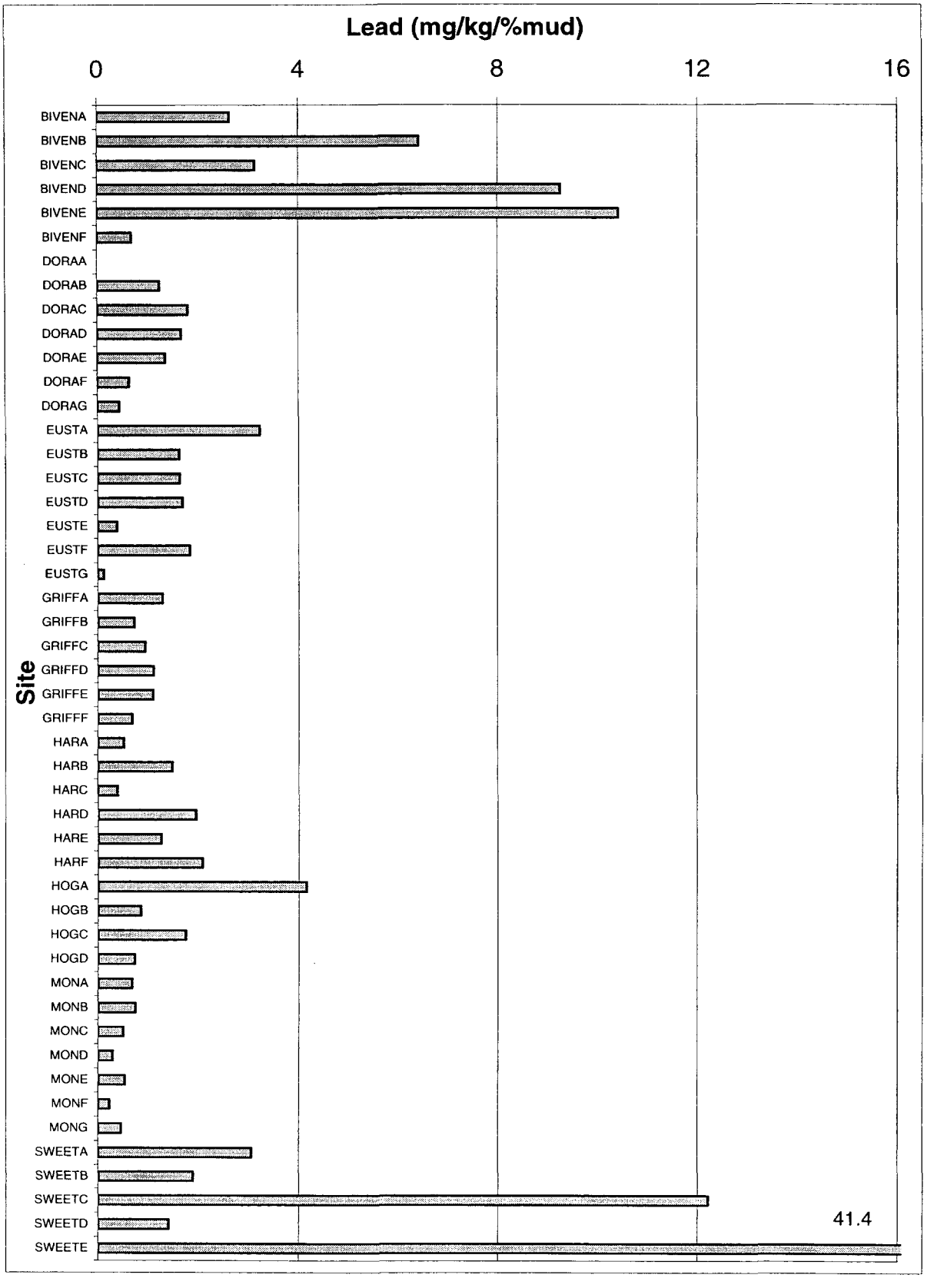
Lead (mg/kg/%mud)
0
4
8
12
16
Site
BIVENA
BIVENB
BIVENC
BIVEND
BIVENE
BIVENF
DORAA
DORAB
DORAC
DORAD
DORAE
DORAF
DORAG
EUSTA
EUSTB
EUSTC
EUSTD
EUSTE
EUSTF
EUSTG
GRIFFA
GRIFFB
GRIFFC
GRIFFD
GRIFFE
GRIFFF
HARA
HARB
HARC
HARD
HARE
HARF
HOGA
HOGB
HOGC
HOGD
MONA
MONB
MONC
MOND
MONE
MONF
MONG
SWEETA
SWEETB
SWEETC
SWEETD
SWEETE
41.4

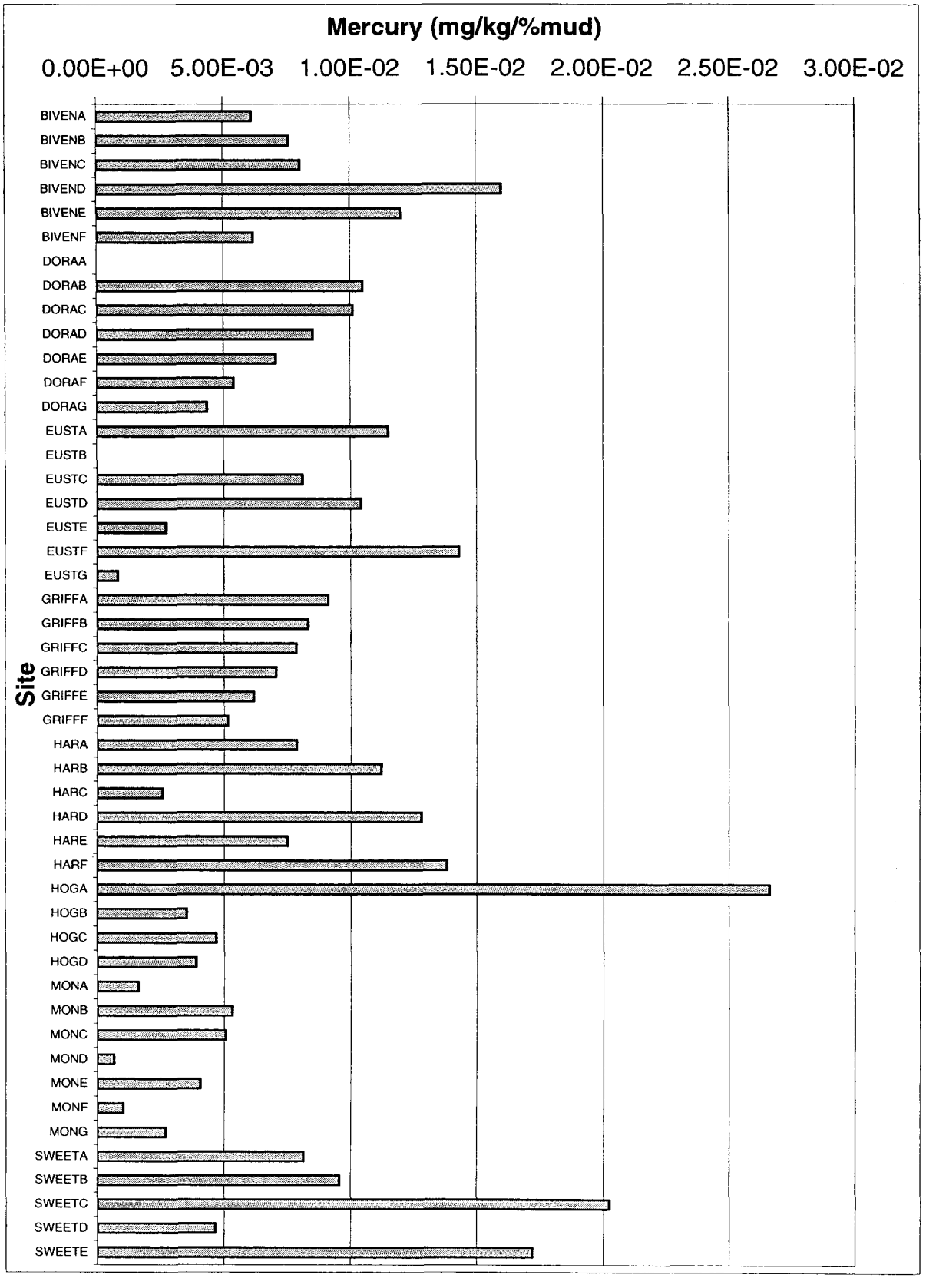
Mercury (mg/kg/%mud)
0.00E+00
5.00E-03
1.00E-02
1.50E-02
2.00E-02
2.50E-02
3.00E-02
Site
BIVENA
BIVENB
BIVENC
BIVEND
BIVENE
BIVENF
DORAA
DORAB
DORAC
DORAD
DORAE
DORAF
DORAG
EUSTA
EUSTB
EUSTC
EUSTD
EUSTE
EUSTF
EUSTG
GRIFFA
GRIFFB
GRIFFC
GRIFFD
GRIFFE
GRIFFF
HARA
HARB
HARC
HARD
HARE
HARF
HOGA
HOGB
HOGC
HOGD
MONA
MONB
MONC
MOND
MONE
MONF
MONG
SWEETA
SWEETB
SWEETC
SWEETD
SWEETE

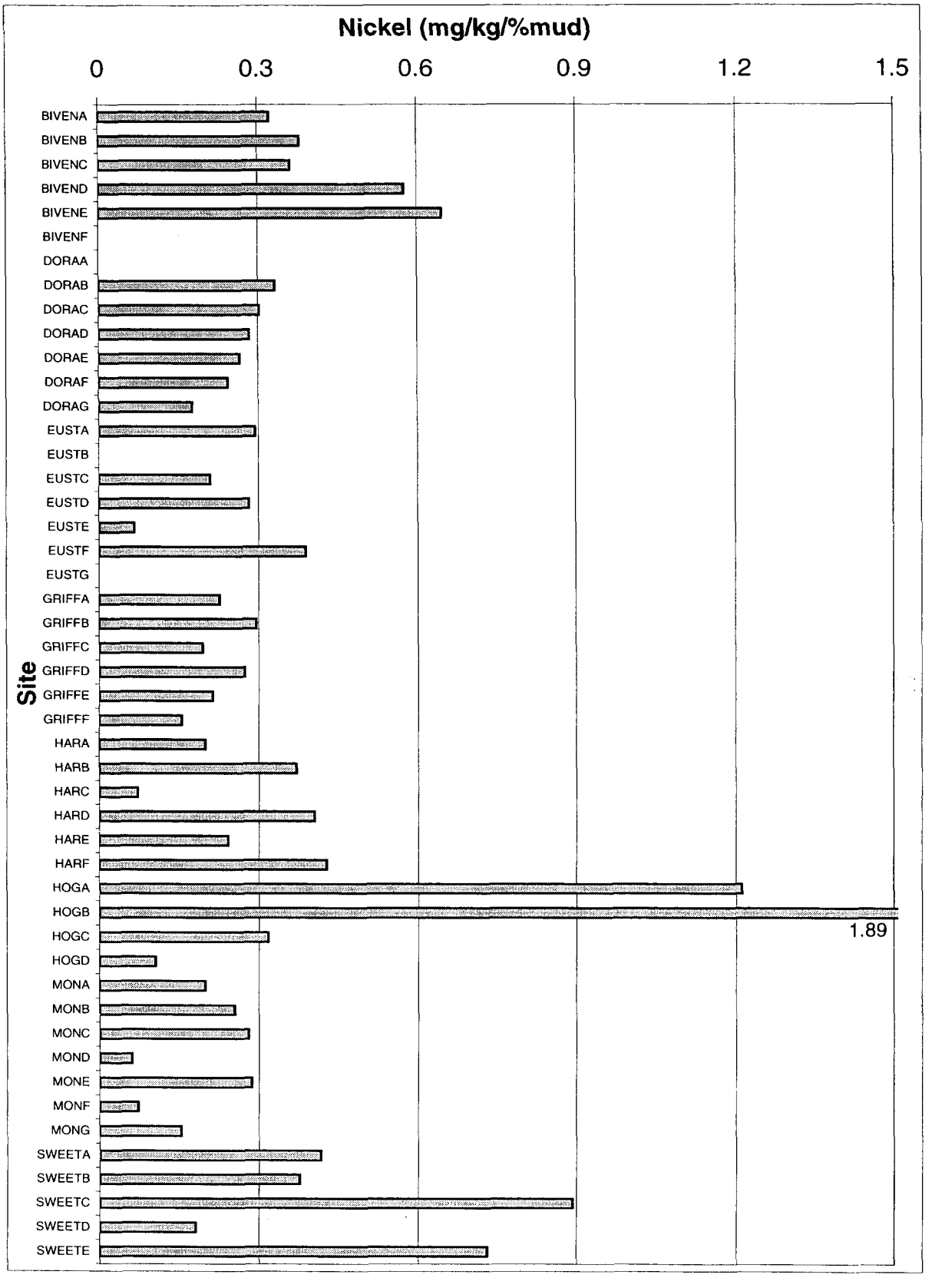
Nickel (mg/kg/%mud)
0
0.3
0.6
0.9
1.2
1.5
Site
BIVENA
BIVENB
BIVENC
BIVEND
BIVENE
BIVENF
DORAA
DORAB
DORAC
DORAD
DORAE
DORAF
DORAG
EUSTA
EUSTB
EUSTC
EUSTD
EUSTE
EUSTF
EUSTG
GRIFFA
GRIFFB
GRIFFC
GRIFFD
GRIFFE
GRIFFF
HARA
HARB
HARC
HARD
HARE
HARF
HOGA
HOGB
HOGC
HOGD
MONA
MONB
MONC
MOND
MONE
MONF
MONG
SWEETA
SWEETB
SWEETC
SWEETD
SWEETE
1.89

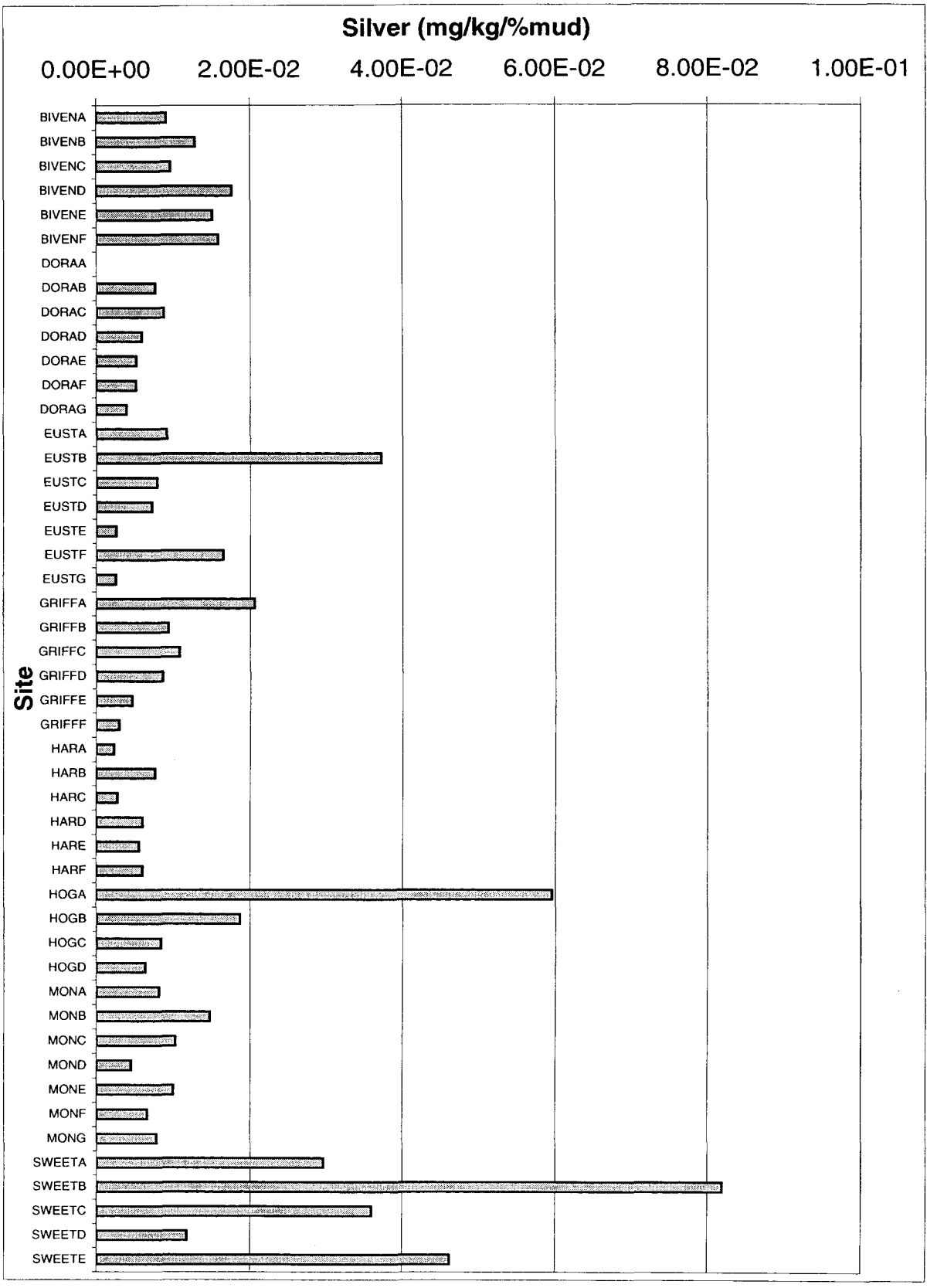
Silver (mg/kg/%mud)
0.00E+00
2.00E-02
4.00E-02
6.00E-02
8.00E-02
1.00E-01
Site
BIVENA
BIVENB
BIVENC
BIVEND
BIVENE
BIVENF
DORAA
DORAB
DORAC
DORAD
DORAE
DORAF
DORAG
EUSTA
EUSTB
EUSTC
EUSTD
EUSTE
EUSTF
EUSTG
GRIFFA
GRIFFB
GRIFFC
GRIFFD
GRIFFE
GRIFFF
HARA
HARB
HARC
HARD
HARE
HARF
HOGA
HOGB
HOGC
HOGD
MONA
MONB
MONC
MOND
MONE
MONF
MONG
SWEETA
SWEETB
SWEETC
SWEETD
SWEETE

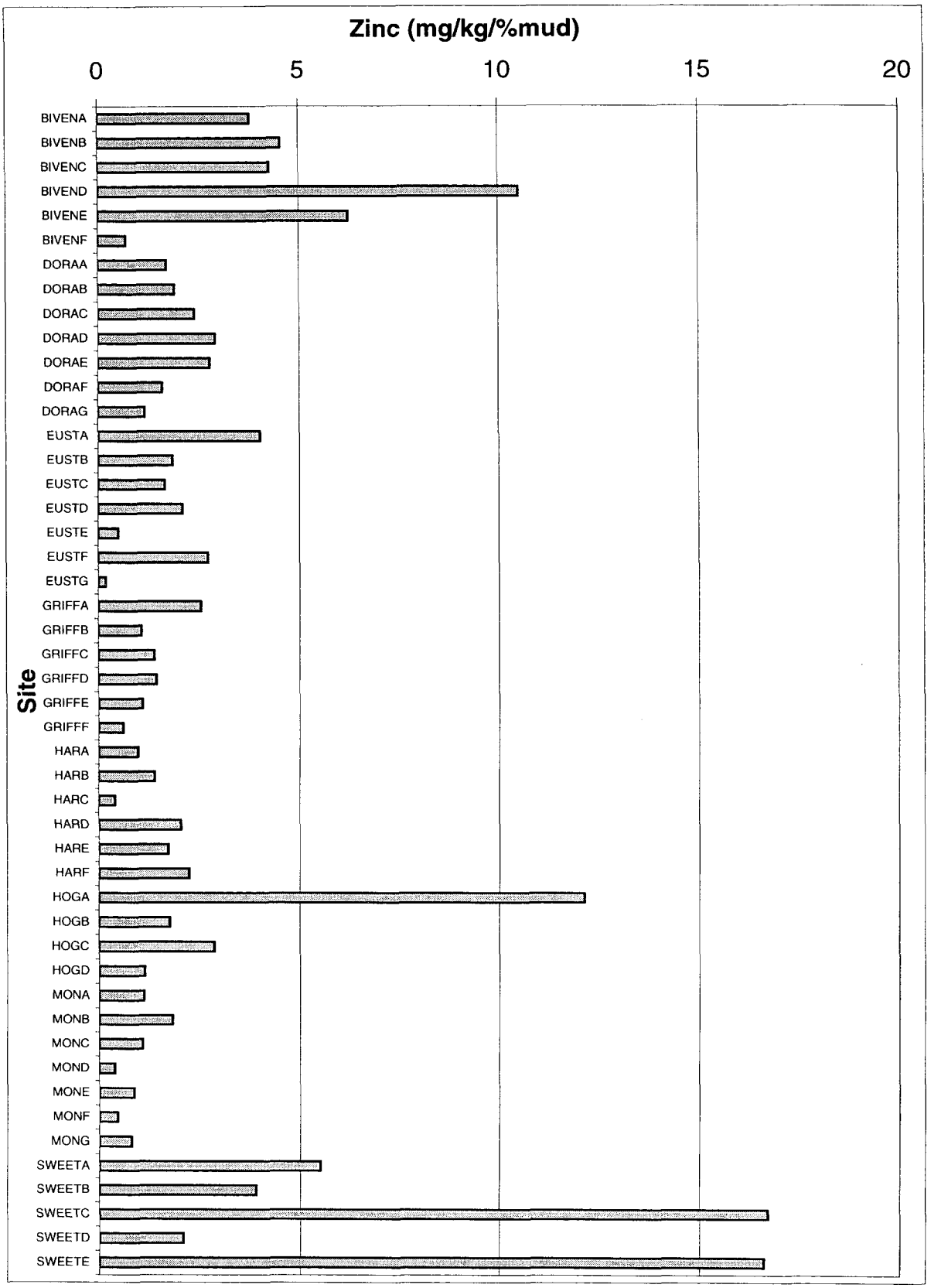
Zinc (mg/kg/%mud)
0
5
10
15
20
Site
BIVENA
BIVENB
BIVENC
BIVEND
BIVENE
BIVENF
DORAA
DORAB
DORAC
DORAD
DORAE
DORAF
DORAG
EUSTA
EUSTB
EUSTC
EUSTD
EUSTE
EUSTF
EUSTG
GRIFFA
GRIFFB
GRIFFC
GRIFFD
GRIFFE
GRIFFF
HARA
HARB
HARC
HARD
HARE
HARF
HOGA
HOGB
HOGC
HOGD
MONA
MONB
MONC
MOND
MONE
MONF
MONG
SWEETA
SWEETB
SWEETC
SWEETD
SWEETE

Appendix M. Charts with Ancillary Measurement Data

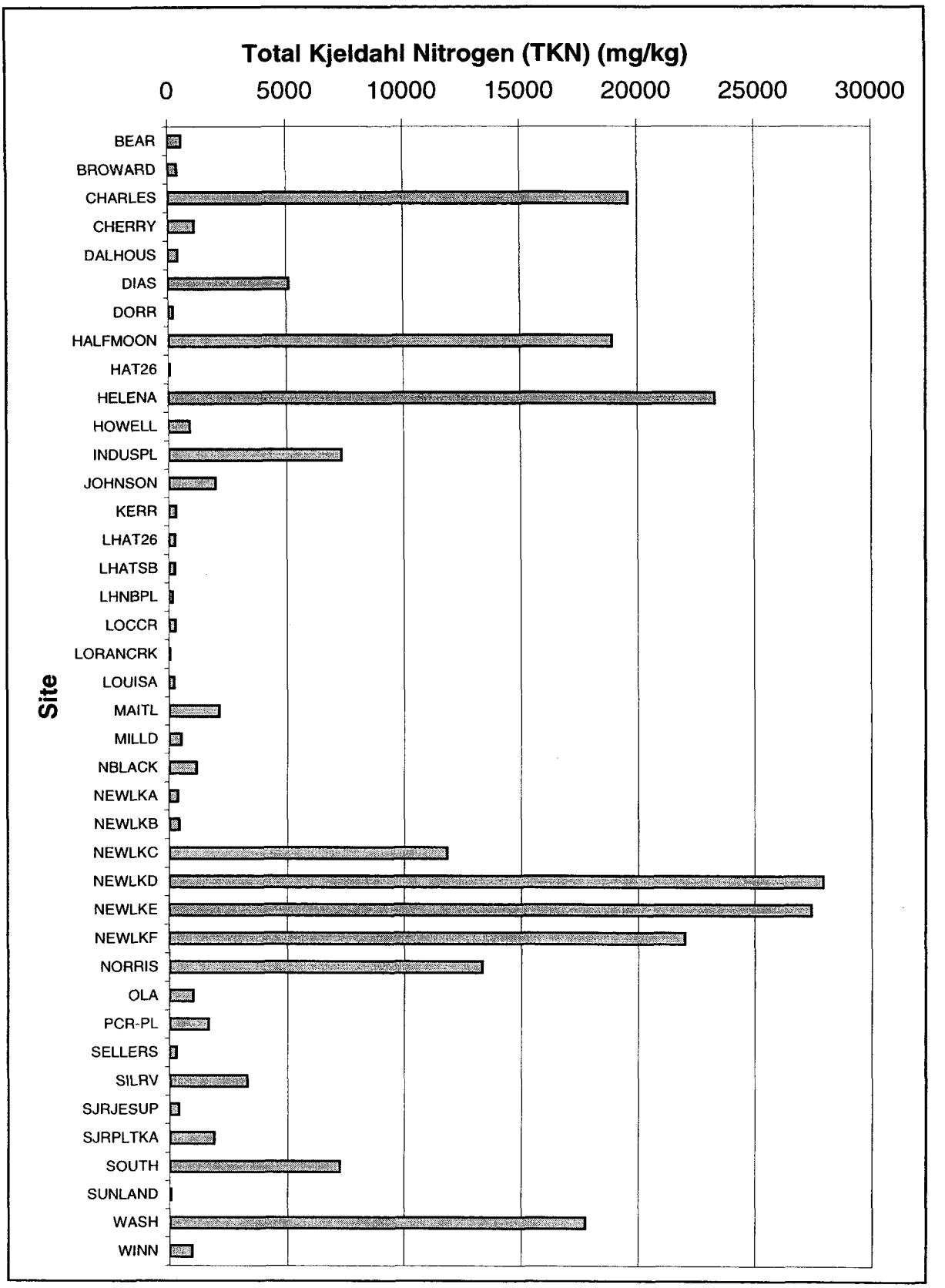
Total Kjeldahl Nitrogen (TKN) (mg/kg)
0
5000
10000
15000
20000
25000
30000
Site
BEAR
BROWARD
CHARLES
CHERRY
DALHOUS
DIAS
DORR
HALFMOON
HAT26
HELENA
HOWELL
INDUSPL
JOHNSON
KERR
LHAT26
LHATSB
LHNBPL
LOCCR
LORANCRK
LOUISA
MAITL
MILLD
NBLACK
NEWLKA
NEWLKB
NEWLKC
NEWLKD
NEWLKE
NEWLKF
NORRIS
OLA
PCR-PL
SELLERS
SILRV
SJRJESUP
SJRPLTKA
SOUTH
SUNLAND
WASH
WINN

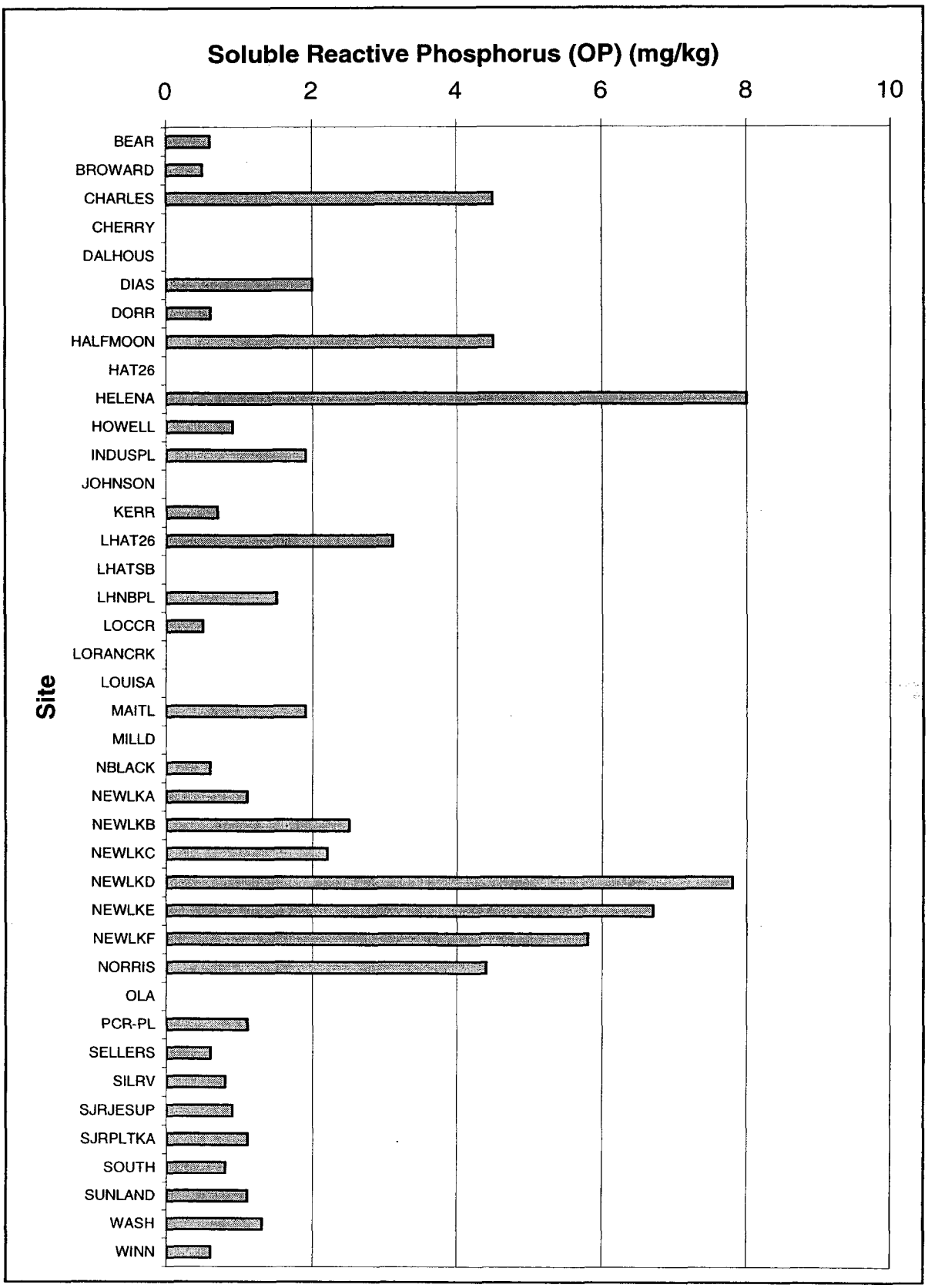
Soluble Reactive Phosphorus (OP) (mg/kg)
0
2
4
6
8
10
Site
BEAR
BROWARD
CHARLES
CHERRY
DALHOUS
DIAS
DORR
HALFMOON
HAT26
HELENA
HOWELL
INDUSPL
JOHNSON
KERR
LHAT26
LHATSB
LHNBPL
LOCCR
LORANCRK
LOUISA
MAITL
MILLD
NBLACK
NEWLKA
NEWLKB
NEWLKC
NEWLKD
NEWLKE
NEWLKF
NORRIS
OLA
PCR-PL
SELLERS
SILRV
SJRJESUP
SJRPLTKA
SOUTH
SUNLAND
WASH
WINN

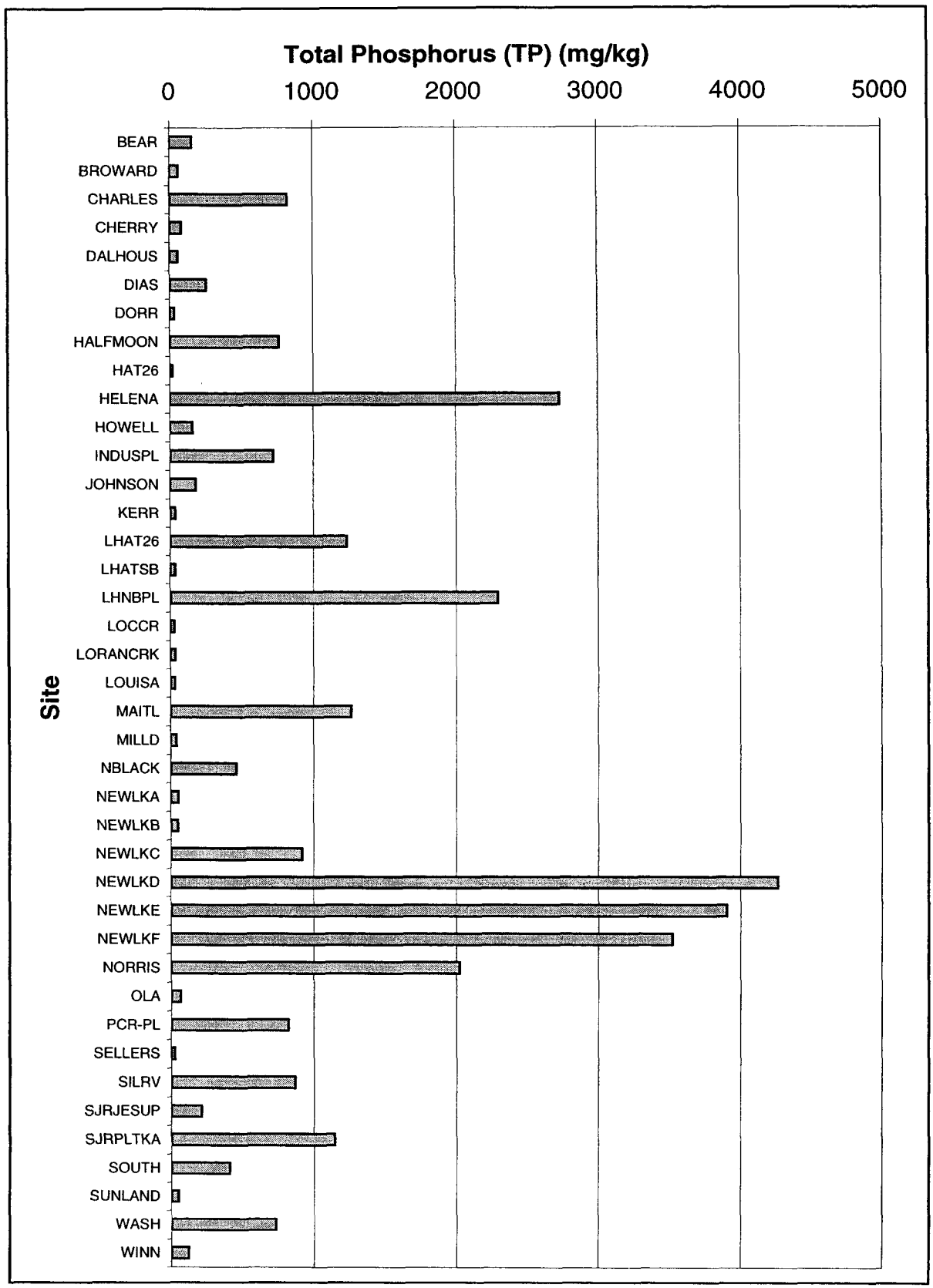
Total Phosphorus (TP) (mg/kg)
0
1000
2000
3000
4000
5000
Site
BEAR
BROWARD
CHARLES
CHERRY
DALHOUS
DIAS
DORR
HALFMOON
HAT26
HELENA
HOWELL
INDUSPL
JOHNSON
KERR
LHAT26
LHATSB
LHNBPL
LOCCR
LORANCRK
LOUISA
MAITL
MILLD
NBLACK
NEWLKA
NEWLKB
NEWLKC
NEWLKD
NEWLKE
NEWLKF
NORRIS
OLA
PCR-PL
SELLERS
SILRV
SJRJESUP
SJRPLTKA
SOUTH
SUNLAND
WASH
WINN

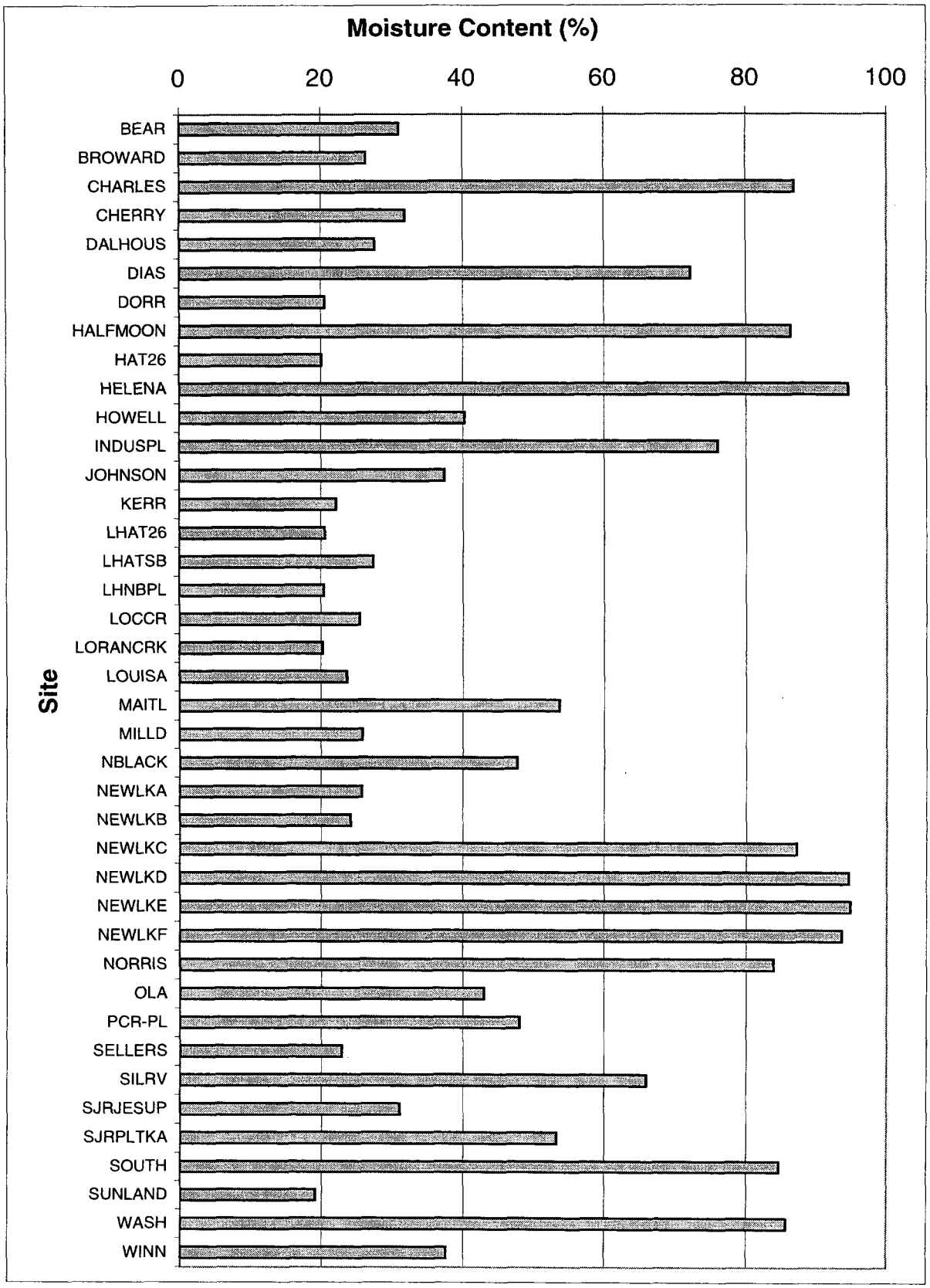
Moisture Content (%)
0
20
40
60
80
100
Site
BEAR
BROWARD
CHARLES
CHERRY
DALHOUS
DIAS
DORR
HALFMOON
HAT26
HELENA
HOWELL
INDUSPL
JOHNSON
KERR
LHAT26
LHATSB
LHNBPL
LOCCR
LORANCRK
LOUISA
MAITL
MILLD
NBLACK
NEWLKA
NEWLKB
NEWLKC
NEWLKD
NEWLKE
NEWLKF
NORRIS
OLA
PCR-PL
SELLERS
SILRV
SJRJESUP
SJRPLTKA
SOUTH
SUNLAND
WASH
WINN

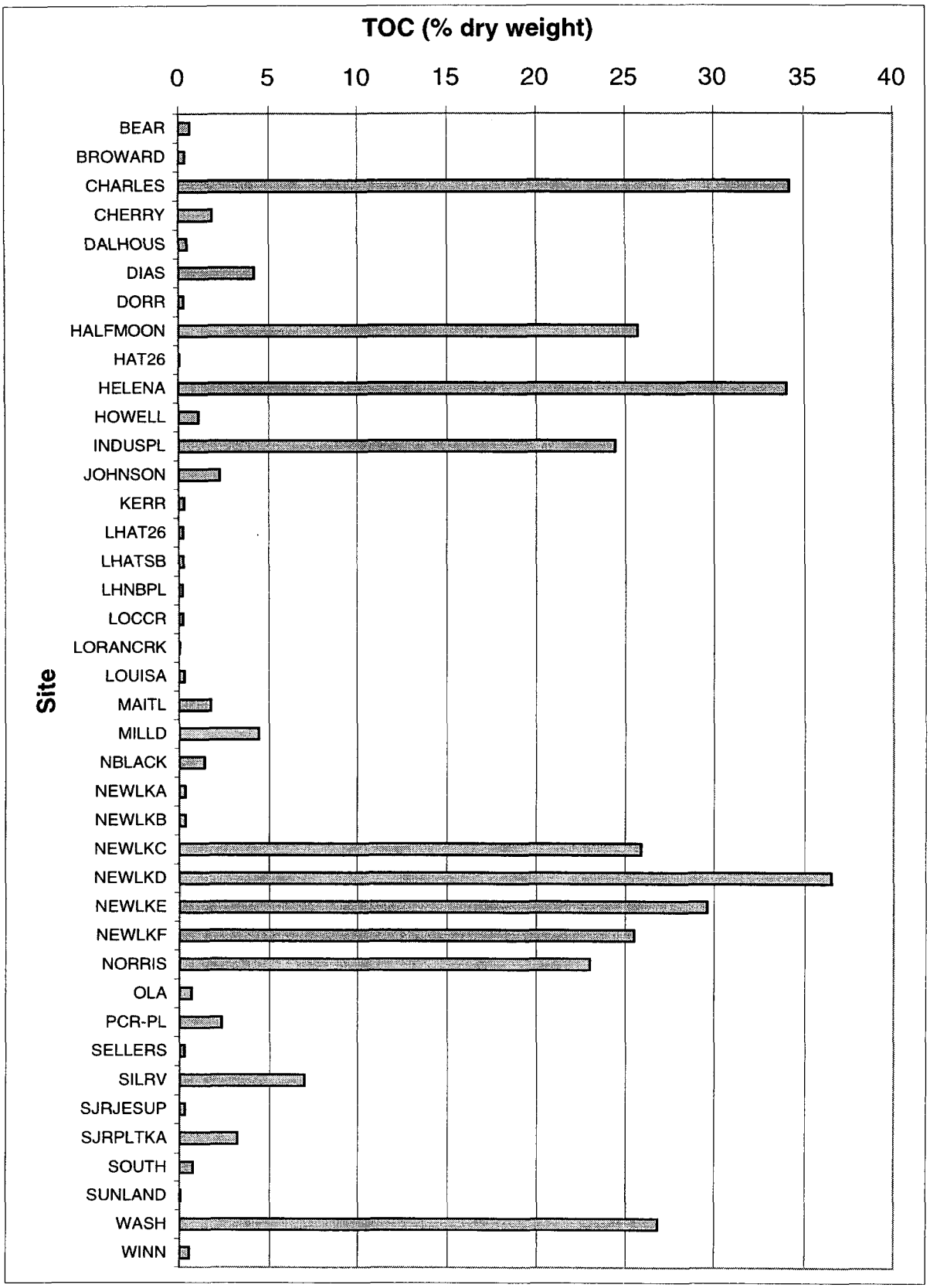
TOC (% dry weight)
0
5
10
15
20
25
30
35
40
Site
BEAR
BROWARD
CHARLES
CHERRY
DALHOUS
DIAS
DORR
HALFMOON
HAT26
HELENA
HOWELL
INDUSPL
JOHNSON
KERR
LHAT26
LHATSB
LHNBPL
LOCCR
LORANCRK
LOUISA
MAITL
MILLD
NBLACK
NEWLKA
NEWLKB
NEWLKC
NEWLKD
NEWLKE
NEWLKF
NORRIS
OLA
PCR-PL
SELLERS
SILRV
SJRJESUP
SJRPLTKA
SOUTH
SUNLAND
WASH
WINN


Total Solids (% wet weight)
0
20
40
60
80
100
Site
BEAR
BROWARD
CHARLES
CHERRY
DALHOUS
DIAS
DORR
HALFMOON
HAT26
HELENA
HOWELL
INDUSPL
JOHNSON
KERR
LHAT26
LHATSB
LHNBPL
LOCCR
LORANCRK
LOUISA
MAITL
MILLD
NBLACK
NEWLKA
NEWLKB
NEWLKC
NEWLKD
NEWLKE
NEWLKF
NORRIS
OLA
PCR-PL
SELLERS
SILRV
SJRJESUP
SJRPLTKA
SOUTH
SUNLAND
WASH
WINN

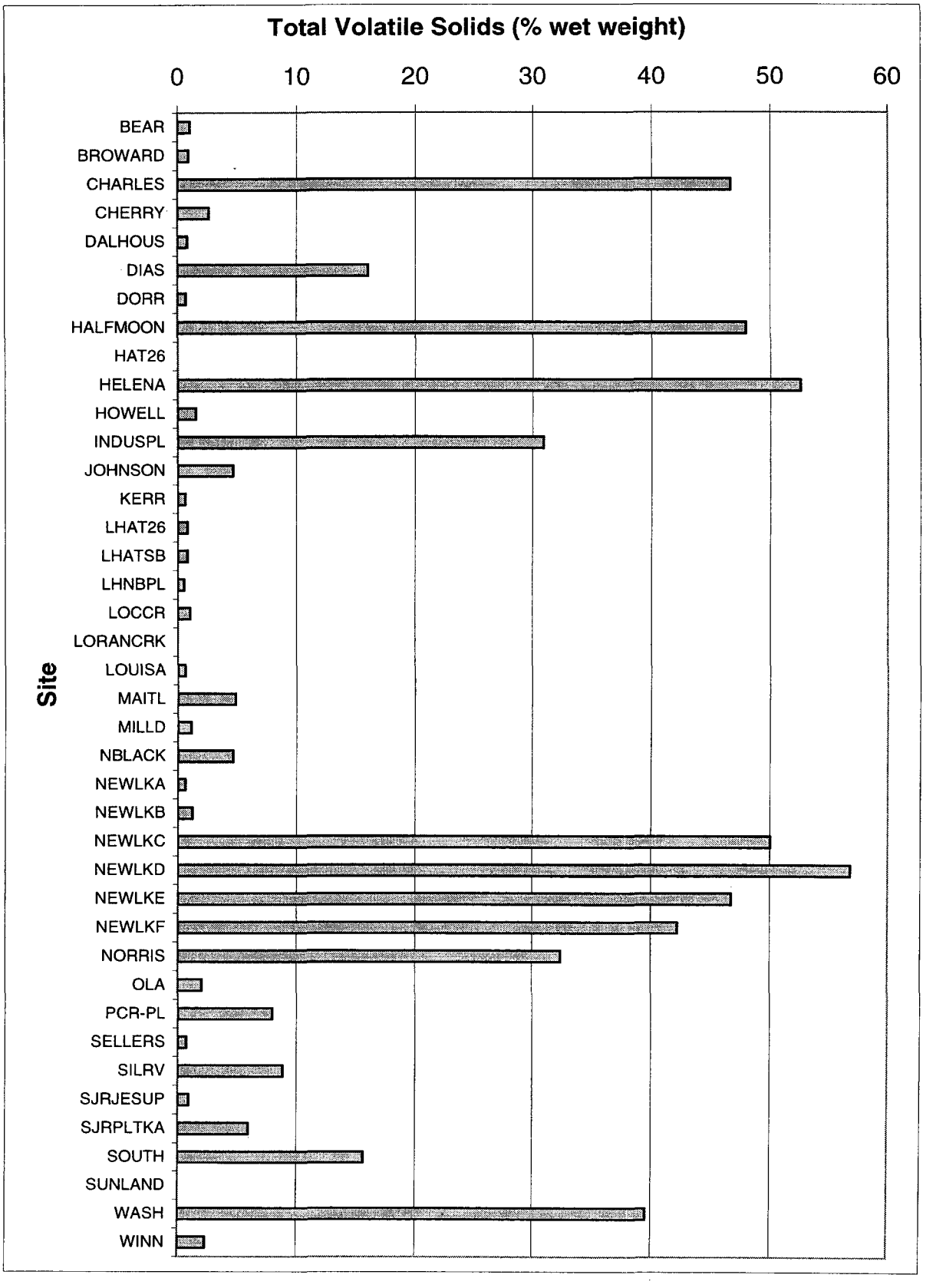
Total Volatile Solids (% wet weight)
0
10
20
30
40
50
60
Site
BEAR
BROWARD
CHARLES
CHERRY
DALHOUS
DIAS
DORR
HALFMOON
HAT26
HELENA
HOWELL
INDUSPL
JOHNSON
KERR
LHAT26
LHATSB
LHNBPL
LOCCR
LORANCRK
LOUISA
MAITL
MILLD
NBLACK
NEWLKA
NEWLKB
NEWLKC
NEWLKD
NEWLKE
NEWLKF
NORRIS
OLA
PCR-PL
SELLERS
SILRV
SJRJESUP
SJRPLTKA
SOUTH
SUNLAND
WASH
WINN

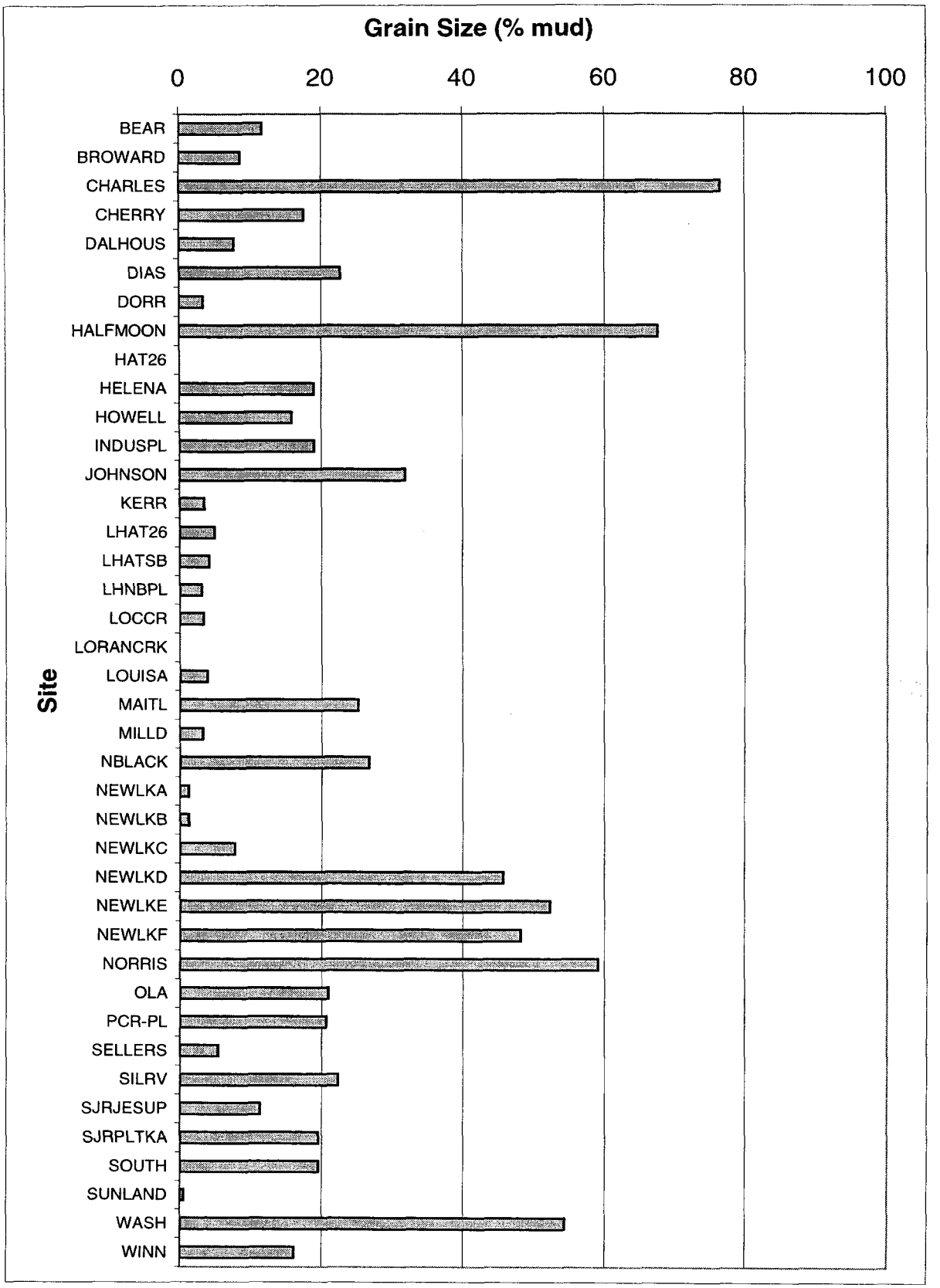
Grain Size (% mud)
0
20
40
60
80
100
Site
BEAR
BROWARD
CHARLES
CHERRY
DALHOUS
DIAS
DORR
HALFMOON
HAT26
HELENA
HOWELL
INDUSPL
JOHNSON
KERR
LHAT26
LHATSB
LHNBPL
LOCCR
LORANCRK
LOUISA
MAITL
MILLD
NBLACK
NEWLKA
NEWLKB
NEWLKC
NEWLKD
NEWLKE
NEWLKF
NORRIS
OLA
PCR-PL
SELLERS
SILRV
SJRJESUP
SJRPLTKA
SOUTH
SUNLAND
WASH
WINN


Moisture Content (%)
0
20
40
60
80
100
120
Site
BIVENA
BIVENB
BIVENC
BIVEND
BIVENE
BIVENF
DISSA
DISSB
DISSC
DISSD
DISSE
DORAA
DORAB
DORAC
DORAD
DORAE
DORAF
DORAG
EUSTA
EUSTB
EUSTC
EUSTD
EUSTE
EUSTF
EUSTG
GEORGEA
GEORGEB
GEORGEC
GEORGED
GEORGEE
GEORGEF
GEORGEG
GEORGEH
GEORGEI
GEORGEJ
GRIFFA
GRIFFB
GRIFFC
GRIFFD
GRIFFE
GRIFFF
HARA
HARB
HARC
HARD
HARE
HARF
HOGA
HOGB
HOGC
HOGD
MONA
MONB
MONC
MOND
MONE
MONF
MONG
SWEETA
SWEETB
SWEETC
SWEETD
SWEETE


TOC (% dry weight)
0
10
20
30
40
50
Site
BIVENA
BIVENB
BIVENC
BIVEND
BIVENE
BIVENF
DISSA
DISSB
DISSC
DISSD
DISSE
DORAA
DORAB
DORAC
DORAD
DORAE
DORAF
DORAG
EUSTA
EUSTB
EUSTC
EUSTD
EUSTE
EUSTF
EUSTG
GEORGEA
GEORGEB
GEORGEC
GEORGED
GEORGEE
GEORGEF
GEORGEG
GEORGEH
GEORGEI
GEORGEJ
GRIFFA
GRIFFB
GRIFFC
GRIFFD
GRIFFE
GRIFFF
HARA
HARB
HARC
HARD
HARE
HARF
HOGA
HOGB
HOGC
HOGD
MONA
MONB
MONC
MOND
MONE
MONF
MONG
SWEETA
SWEETB
SWEETC
SWEETD
SWEETE


Total Solids (% wet weight)
0
20
40
60
80
100
Site
BIVENA
BIVENB
BIVENC
BIVEND
BIVENE
BIVENF
DISSA
DISSB
DISSC
DISSD
DISSE
DORAA
DORAB
DORAC
DORAD
DORAE
DORAF
DORAG
EUSTA
EUSTB
EUSTC
EUSTD
EUSTE
EUSTF
EUSTG
GEORGEA
GEORGEB
GEORGEC
GEORGED
GEORGEE
GEORGEF
GEORGEG
GEORGEH
GEORGEI
GEORGEJ
GRIFFA
GRIFFB
GRIFFC
GRIFFD
GRIFFE
GRIFFF
HARA
HARB
HARC
HARD
HARE
HARF
HOGA
HOGB
HOGC
HOGD
MONA
MONB
MONC
MOND
MONE
MONF
MONG
SWEETA
SWEETB
SWEETC
SWEETD
SWEETE


Total Volatile Solids (% wet weight)
0
10
20
30
40
50
60
70
80
Site
BIVENA
BIVENB
BIVENC
BIVEND
BIVENE
BIVENF
DISSA
DISSB
DISSC
DISSD
DISSE
DORAA
DORAB
DORAC
DORAD
DORAE
DORAF
DORAG
EUSTA
EUSTB
EUSTC
EUSTD
EUSTE
EUSTF
EUSTG
GEORGEA
GEORGEB
GEORGEC
GEORGED
GEORGEE
GEORGEF
GEORGEG
GEORGEH
GEORGEI
GEORGEJ
GRIFFA
GRIFFB
GRIFFC
GRIFFD
GRIFFE
GRIFFF
HARA
HARB
HARC
HARD
HARE
HARF
HOGA
HOGB
HOGC
HOGD
MONA
MONB
MONC
MOND
MONE
MONF
MONG
SWEETA
SWEETB
SWEETC
SWEETD
SWEETE

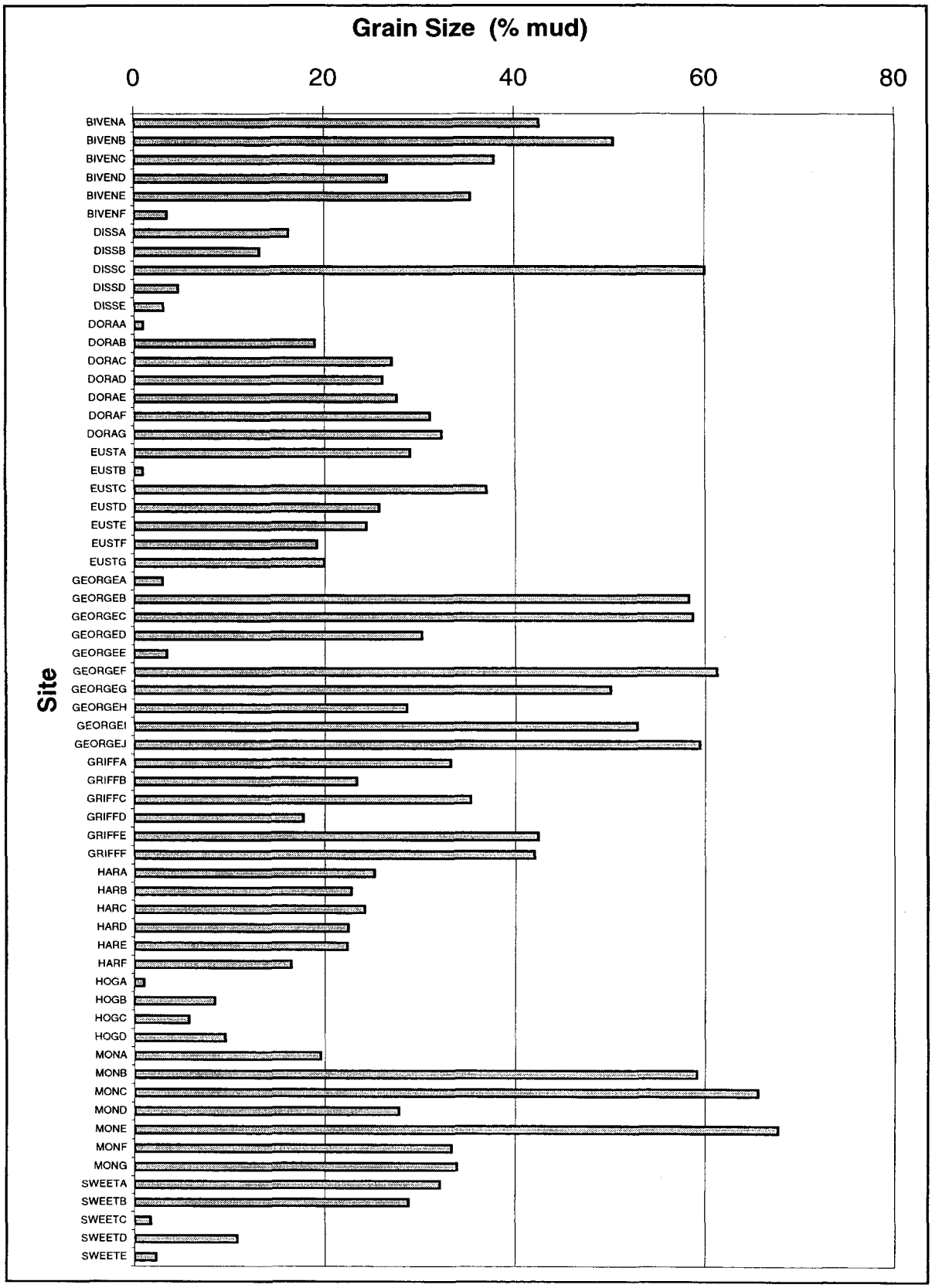
Grain Size (% mud)
0
20
40
60
80
Site
BIVENA
BIVENB
BIVENC
BIVEND
BIVENE
BIVENF
DISSA
DISSB
DISSC
DISSD
DISSE
DORAA
DORAB
DORAC
DORAD
DORAE
DORAF
DORAG
EUSTA
EUSTB
EUSTC
EUSTD
EUSTE
EUSTF
EUSTG
GEORGEA
GEORGEB
GEORGEC
GEORGED
GEORGEE
GEORGEF
GEORGEG
GEORGEH
GEORGEI
GEORGEJ
GRIFFA
GRIFFB
GRIFFC
GRIFFD
GRIFFE
GRIFFF
HARA
HARB
HARC
HARD
HARE
HARF
HOGA
HOGB
HOGC
HOGD
MONA
MONB
MONC
MOND
MONE
MONF
MONG
SWEETA
SWEETB
SWEETC
SWEETD
SWEETE

Appendix N. Charts with Contaminant Levels versus ERL, ERM, TEL, and PEL Values

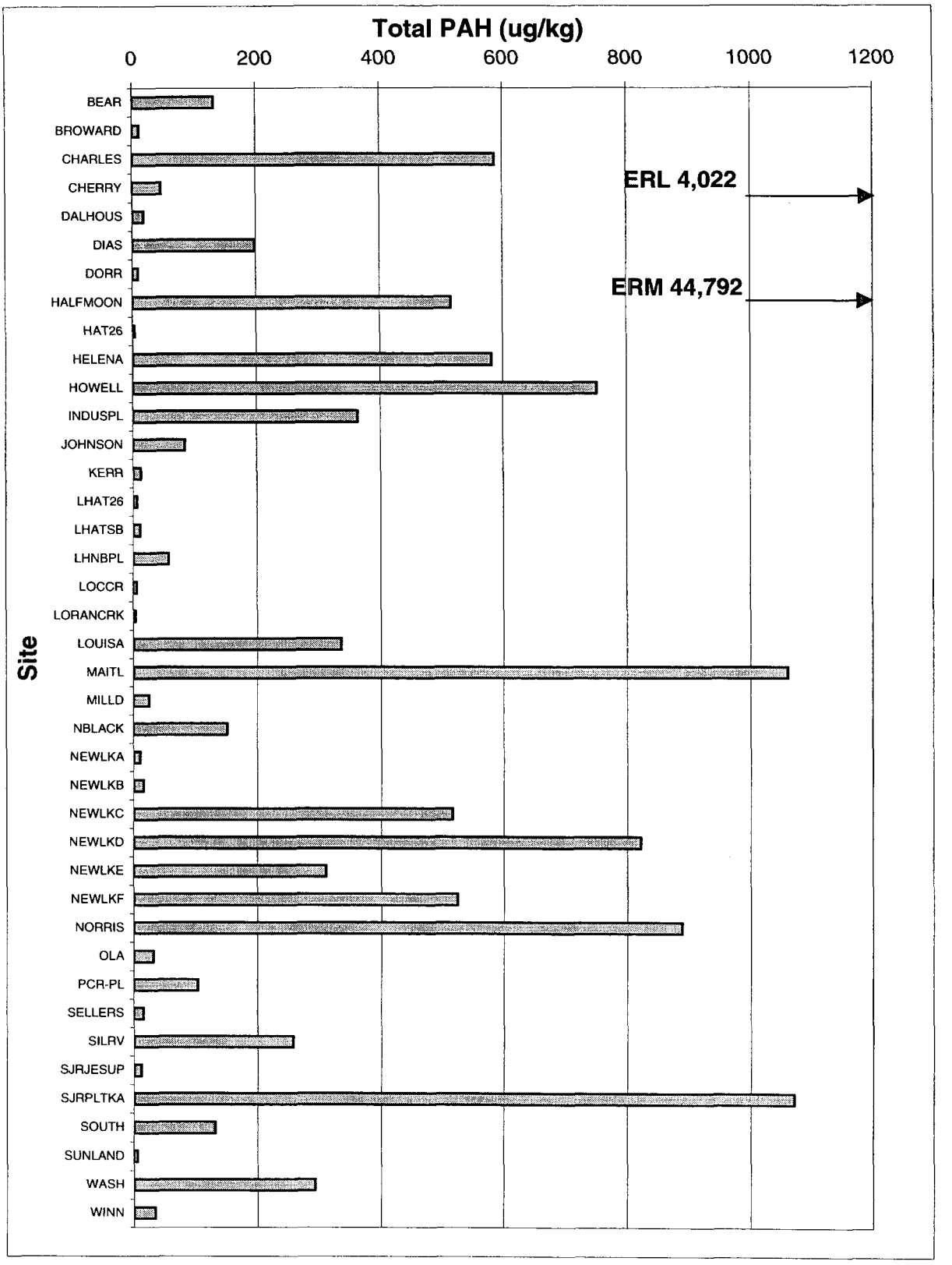
Total PAH (ug/kg)
0
200
400
600
800
1000
1200
Site
BEAR
BROWARD
CHARLES
CHERRY
DALHOUS
DIAS
DORR
HALFMOON
HAT26
HELENA
HOWELL
INDUSPL
JOHNSON
KERR
LHAT26
LHATSB
LHNBPL
LOCCR
LORANCRK
LOUISA
MAITL
MILLD
NBLACK
NEWLKA
NEWLKB
NEWLKC
NEWLKD
NEWLKE
NEWLKF
NORRIS
OLA
PCR-PL
SELLERS
SILRV
SJRJESUP
SJRPLTKA
SOUTH
SUNLAND
WASH
WINN
ERL 4,022
ERM 44,792

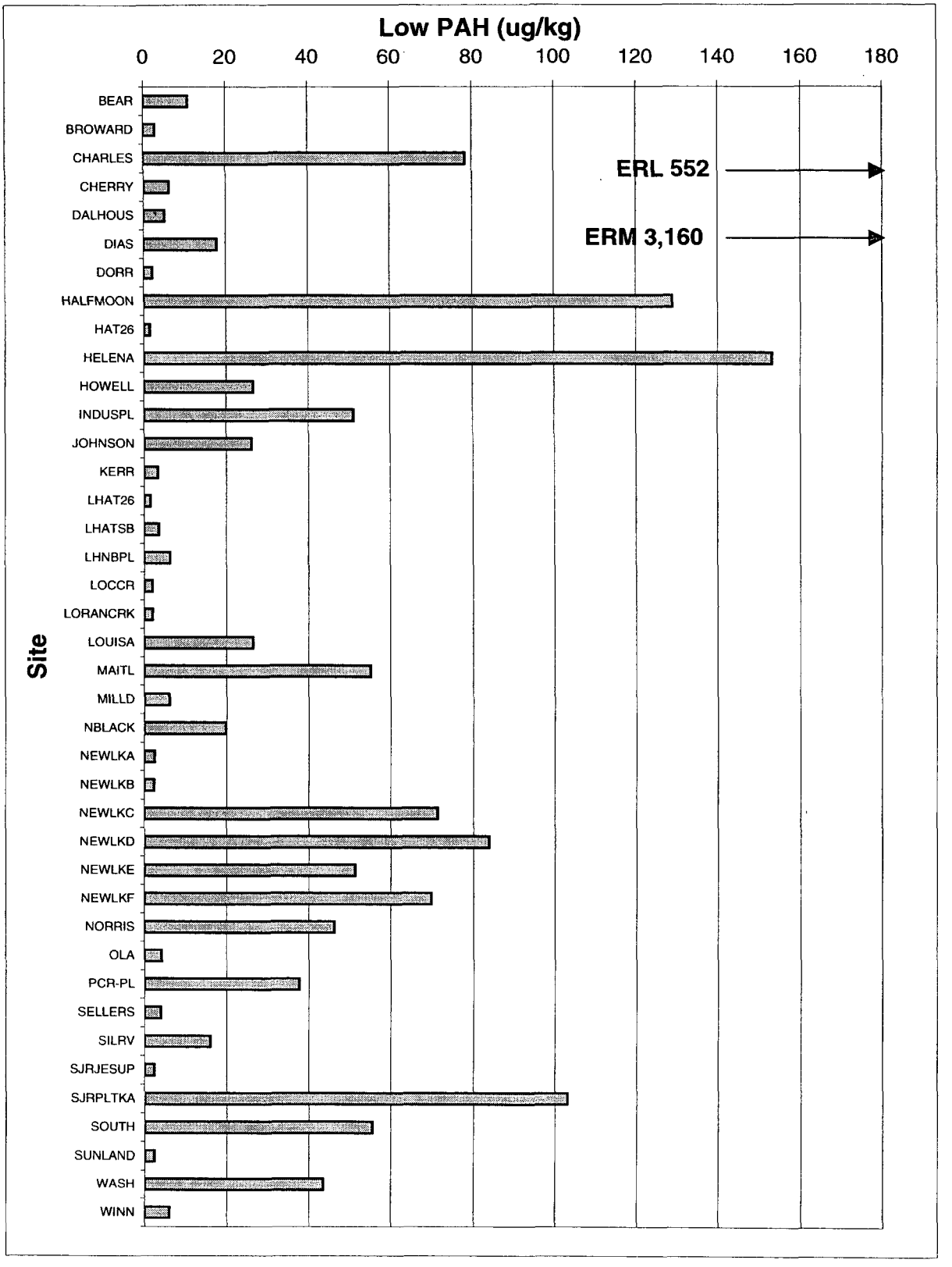
Low PAH (ug/kg)
0
20
40
60
80
100
120
140
160
180
ERL 552
ERM 3,160
Site
BEAR
BROWARD
CHARLES
CHERRY
DALHOUS
DIAS
DORR
HALFMOON
HAT26
HELENA
HOWELL
INDUSPL
JOHNSON
KERR
LHAT26
LHATSB
LHNBPL
LOCCR
LORANCRK
LOUISA
MAITL
MILLD
NBLACK
NEWLKA
NEWLKB
NEWLKC
NEWLKD
NEWLKE
NEWLKF
NORRIS
OLA
PCR-PL
SELLERS
SILRV
SJRJESUP
SJRPLTKA
SOUTH
SUNLAND
WASH
WINN

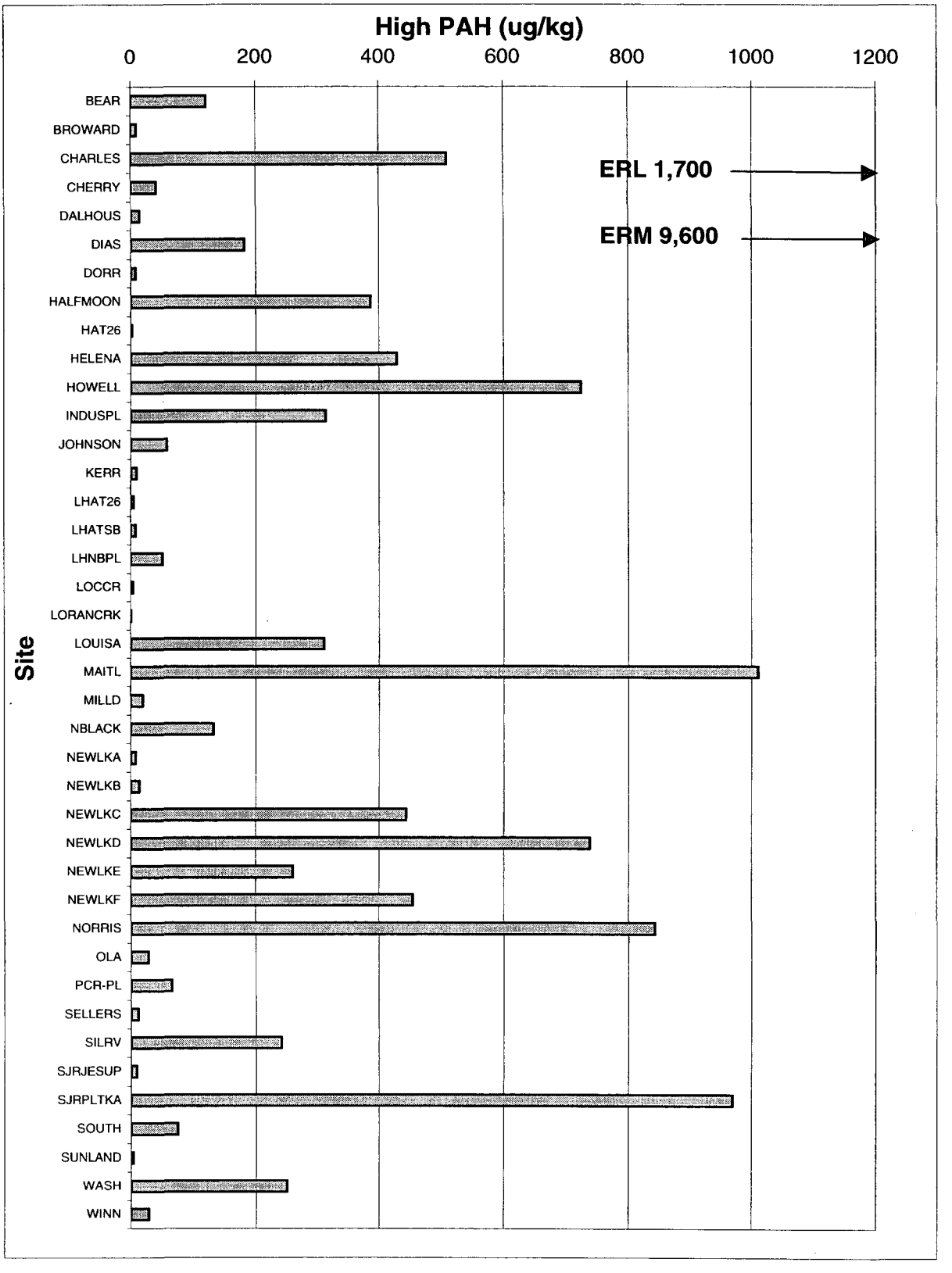
High PAH (ug/kg)
0
200
400
600
800
1000
1200
Site
BEAR
BROWARD
CHARLES
CHERRY
DALHOUS
DIAS
DORR
HALFMOON
HAT26
HELENA
HOWELL
INDUSPL
JOHNSON
KERR
LHAT26
LHATSB
LHNBPL
LOCCR
LORANCRK
LOUISA
MAITL
MILLD
NBLACK
NEWLKA
NEWLKB
NEWLKC
NEWLKD
NEWLKE
NEWLKF
NORRIS
OLA
PCR-PL
SELLERS
SILRV
SJRJESUP
SJRPLTKA
SOUTH
SUNLAND
WASH
WINN
ERL 1,700
ERM 9,600

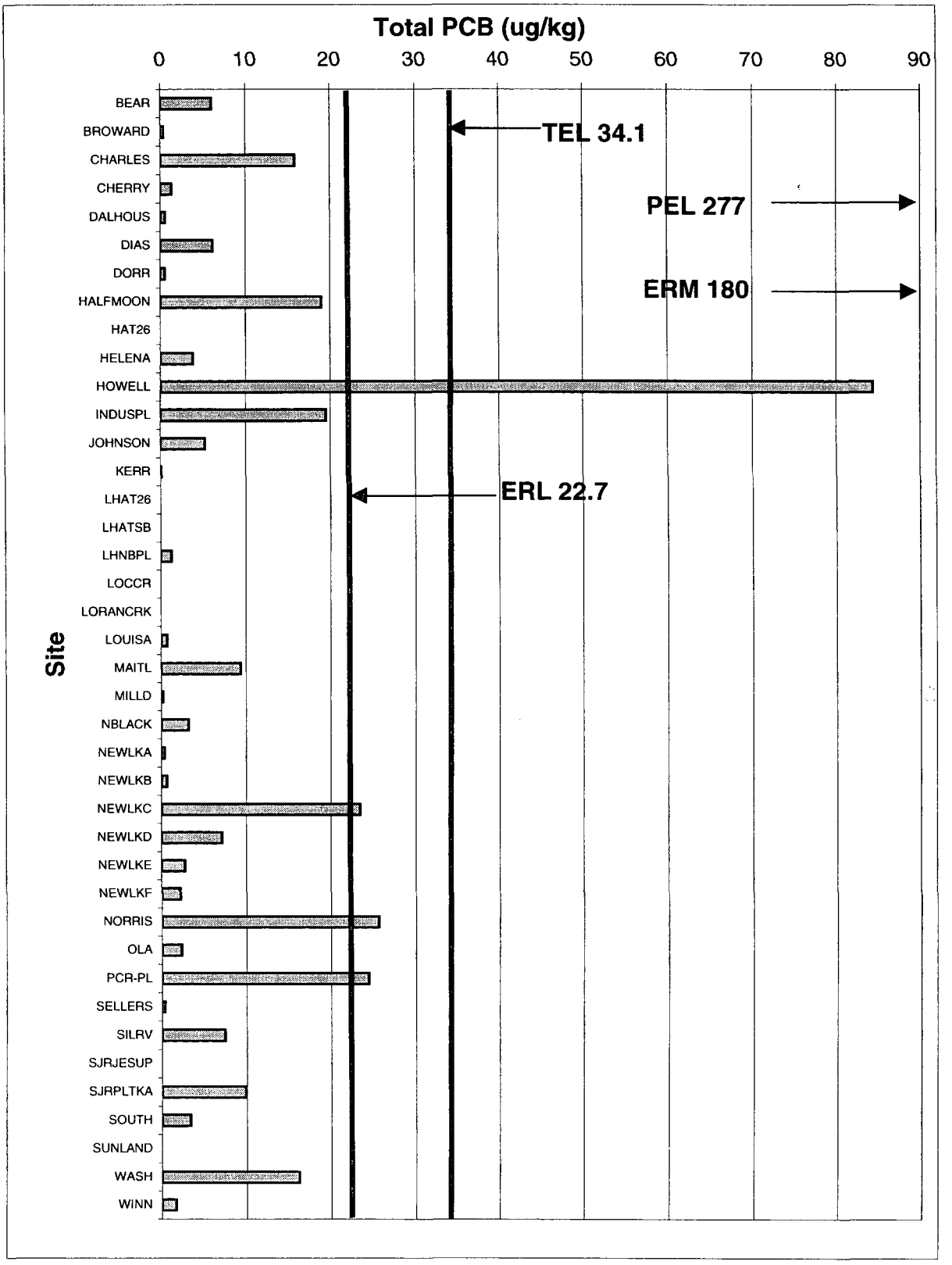
Total PCB (ug/kg)
0
10
20
30
40
50
60
70
80
90
TEL 34.1
PEL 277
ERM 180
ERL 22.7
Site
BEAR
BROWARD
CHARLES
CHERRY
DALHOUS
DIAS
DORR
HALFMOON
HAT26
HELENA
HOWELL
INDUSPL
JOHNSON
KERR
LHAT26
LHATSB
LHNBPL
LOCCR
LORANCRK
LOUISA
MAITL
MILLD
NBLACK
NEWLKA
NEWLKB
NEWLKC
NEWLKD
NEWLKE
NEWLKF
NORRIS
OLA
PCR-PL
SELLERS
SILRV
SJRJESUP
SJRPLTKA
SOUTH
SUNLAND
WASH
WINN

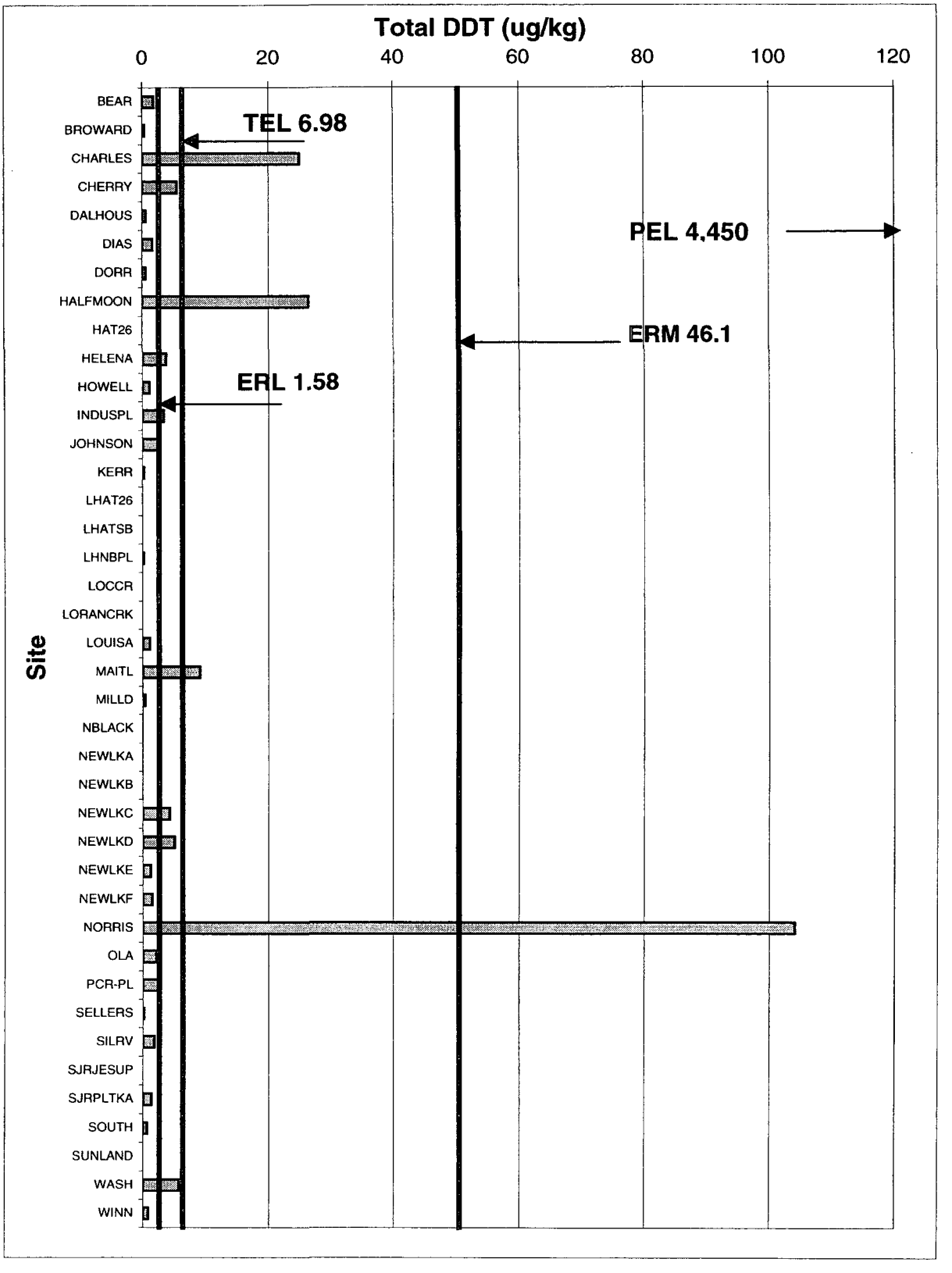
Total DDT (ug/kg)
0
20
40
60
80
100
120
Site
BEAR
BROWARD
CHARLES
CHERRY
DALHOUS
DIAS
DORR
HALFMOON
HAT26
HELENA
HOWELL
INDUSPL
JOHNSON
KERR
LHAT26
LHATSB
LHNBPL
LOCCR
LORANCRK
LOUISA
MAITL
MILLD
NBLACK
NEWLKA
NEWLKB
NEWLKC
NEWLKD
NEWLKE
NEWLKF
NORRIS
OLA
PCR-PL
SELLERS
SILRV
SJRJESUP
SJRPLTKA
SOUTH
SUNLAND
WASH
WINN
TEL 6.98
ERL 1.58
PEL 4,450
ERM 46.1


p,p'-DDE (ug/kg)
0
10
20
30
40
50
60
70
Site
BEAR
BROWARD
CHARLES
CHERRY
DALHOUS
DIAS
DORR
HALFMOON
HAT26
HELENA
HOWELL
INDUSPL
JOHNSON
KERR
LHAT26
LHATSB
LHNBPL
LOCCR
LORANCRK
LOUISA
MAITL
MILLD
NBLACK
NEWLKA
NEWLKB
NEWLKC
NEWLKD
NEWLKE
NEWLKF
NORRIS
OLA
PCR-PL
SELLERS
SILRV
SJRJESUP
SJRPLTKA
SOUTH
SUNLAND
WASH
WINN
TEL 1.42
ERL 2.2
PEL 6.75
ERM 27.0

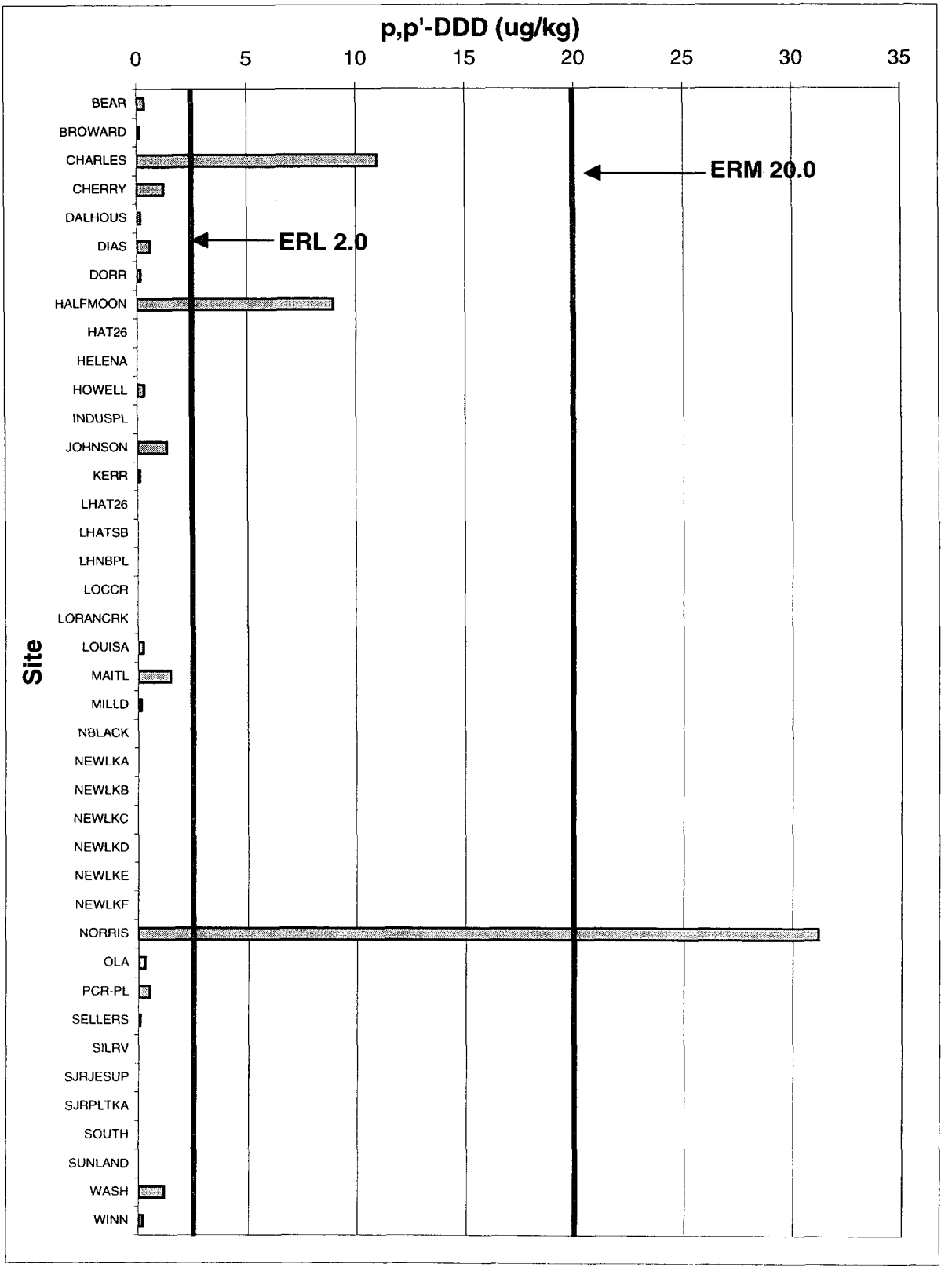
p,p'-DDD (ug/kg)
0
5
10
15
20
25
30
35
Site
BEAR
BROWARD
CHARLES
CHERRY
DALHOUS
DIAS
DORR
HALFMOON
HAT26
HELENA
HOWELL
INDUSPL
JOHNSON
KERR
LHAT26
LHATSB
LHNBPL
LOCCR
LORANCRK
LOUISA
MAITL
MILLD
NBLACK
NEWLKA
NEWLKB
NEWLKC
NEWLKD
NEWLKE
NEWLKF
NORRIS
OLA
PCR-PL
SELLERS
SILRV
SJRJESUP
SJRPLTKA
SOUTH
SUNLAND
WASH
WINN
ERL 2.0
ERM 20.0


p,p'-DDT (ug/kg)
0
0.2
0.4
0.6
0.8
1
1.2
1.4
1.6
ERM 7.0
ERL 1.0
Site
BEAR
BROWARD
CHARLES
CHERRY
DALHOUS
DIAS
DORR
HALFMOON
HAT26
HELENA
HOWELL
INDUSPL
JOHNSON
KERR
LHAT26
LHATSB
LHNBPL
LOCCR
LORANCRK
LOUISA
MAITL
MILLD
NBLACK
NEWLKA
NEWLKB
NEWLKC
NEWLKD
NEWLKE
NEWLKF
NORRIS
OLA
PCR-PL
SELLERS
SILRV
SJRJESUP
SJRPLTKA
SOUTH
SUNLAND
WASH
WINN


Chlordane (ug/kg)
0
0.5
1
1.5
2
2.5
3
3.5
4
4.5
5
Site
BEAR
BROWARD
CHARLES
CHERRY
DALHOUS
DIAS
DORR
HALFMOON
HAT26
HELENA
HOWELL
INDUSPL
JOHNSON
KERR
LHAT26
LHATSB
LHNBPL
LOCCR
LORANCRK
LOUISA
MAITL
MILLD
NBLACK
NEWLKA
NEWLKB
NEWLKC
NEWLKD
NEWLKE
NEWLKF
NORRIS
OLA
PCR-PL
SELLERS
SILRV
SJRJESUP
SJRPLTKA
SOUTH
SUNLAND
WASH
WINN
TEL 4.5
PEL 8.9
ERM 60.0
ERL 0.5

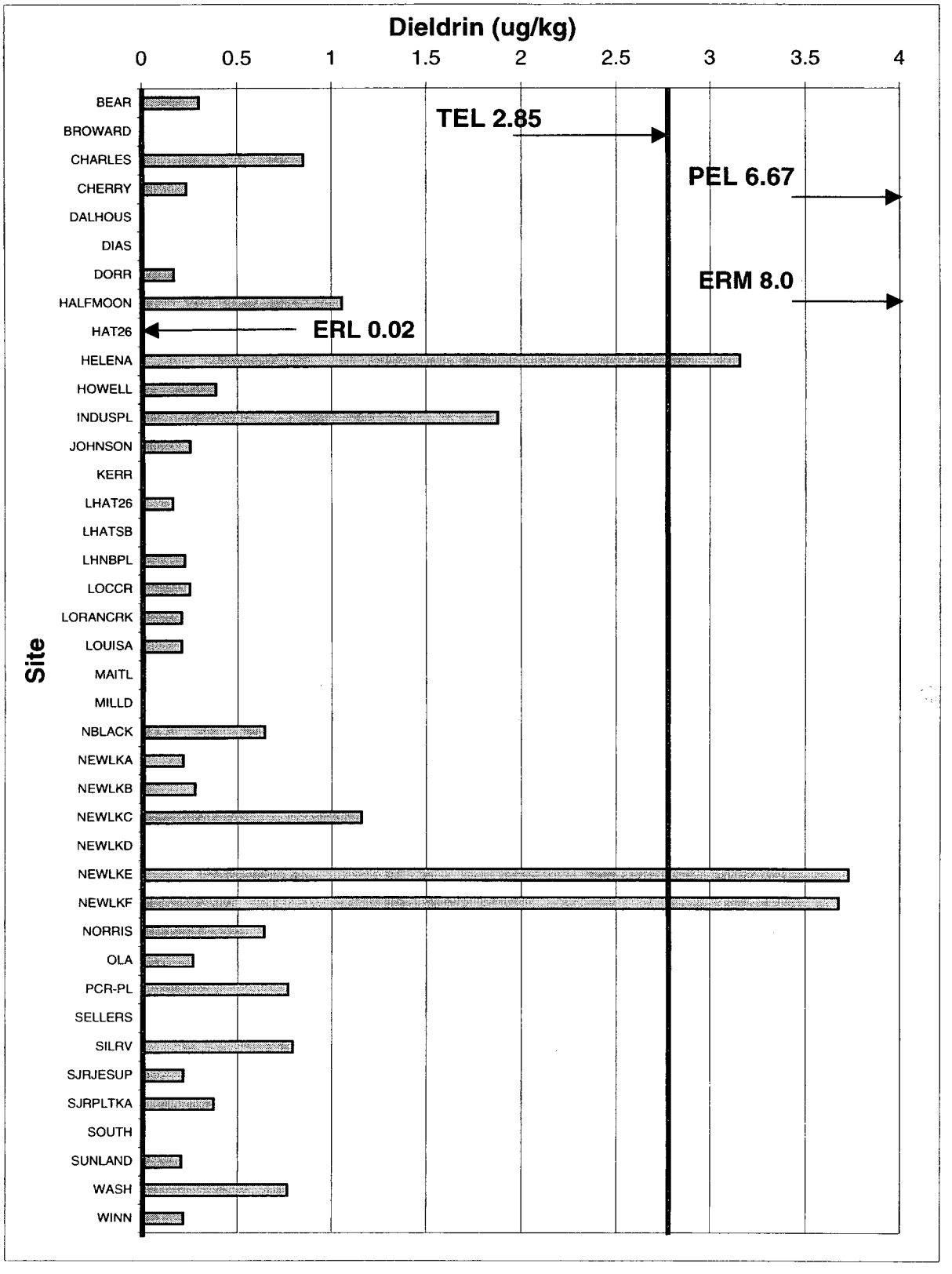
Dieldrin (ug/kg)
0
0.5
1
1.5
2
2.5
3
3.5
4
TEL 2.85
PEL 6.67
ERM 8.0
ERL 0.02
Site
BEAR
BROWARD
CHARLES
CHERRY
DALHOUS
DIAS
DORR
HALFMOON
HAT26
HELENA
HOWELL
INDUSPL
JOHNSON
KERR
LHAT26
LHATSB
LHNBPL
LOCCR
LORANCRK
LOUISA
MAITL
MILLD
NBLACK
NEWLKA
NEWLKB
NEWLKC
NEWLKD
NEWLKE
NEWLKF
NORRIS
OLA
PCR-PL
SELLERS
SILRV
SJRJESUP
SJRPLTKA
SOUTH
SUNLAND
WASH
WINN

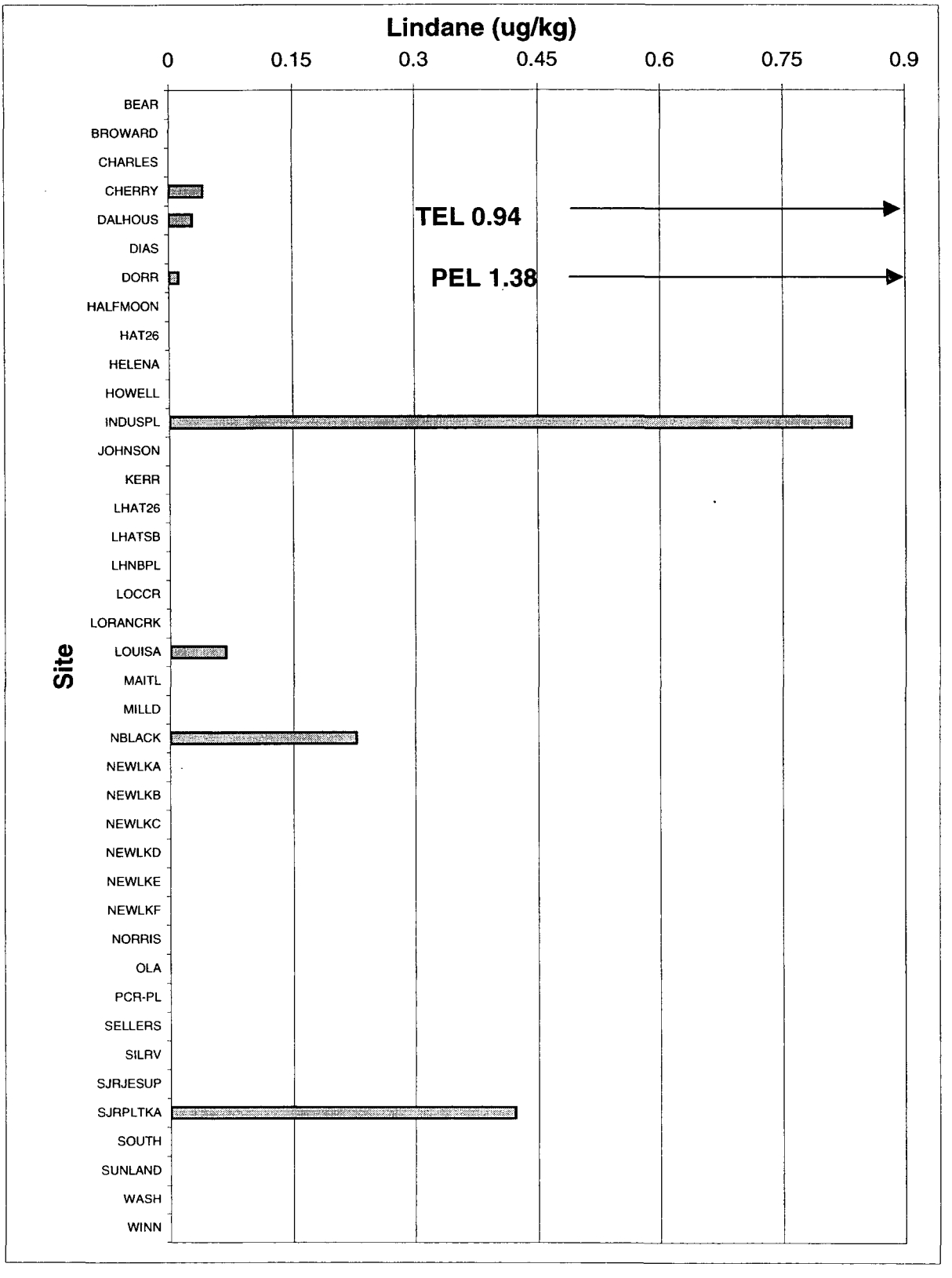
Lindane (ug/kg)
0
0.15
0.3
0.45
0.6
0.75
0.9
Site
BEAR
BROWARD
CHARLES
CHERRY
DALHOUS
DIAS
DORR
HALFMOON
HAT26
HELENA
HOWELL
INDUSPL
JOHNSON
KERR
LHAT26
LHATSB
LHNBPL
LOCCR
LORANCRK
LOUISA
MAITL
MILLD
NBLACK
NEWLKA
NEWLKB
NEWLKC
NEWLKD
NEWLKE
NEWLKF
NORRIS
OLA
PCR-PL
SELLERS
SILRV
SJRJESUP
SJRPLTKA
SOUTH
SUNLAND
WASH
WINN
TEL 0.94
PEL 1.38


Endrin (ug/kg)
0
0.5
1
1.5
2
TEL 2.67
PEL 62.4
Site
BEAR
BROWARD
CHARLES
CHERRY
DALHOUS
DIAS
DORR
HALFMOON
HAT26
HELENA
HOWELL
INDUSPL
JOHNSON
KERR
LHAT26
LHATSB
LHNBPL
LOCCR
LORANCRK
LOUISA
MAITL
MILLD
NBLACK
NEWLKA
NEWLKB
NEWLKC
NEWLKD
NEWLKE
NEWLKF
NORRIS
OLA
PCR-PL
SELLERS
SILRV
SJRJESUP
SJRPLTKA
SOUTH
SUNLAND
WASH
WINN

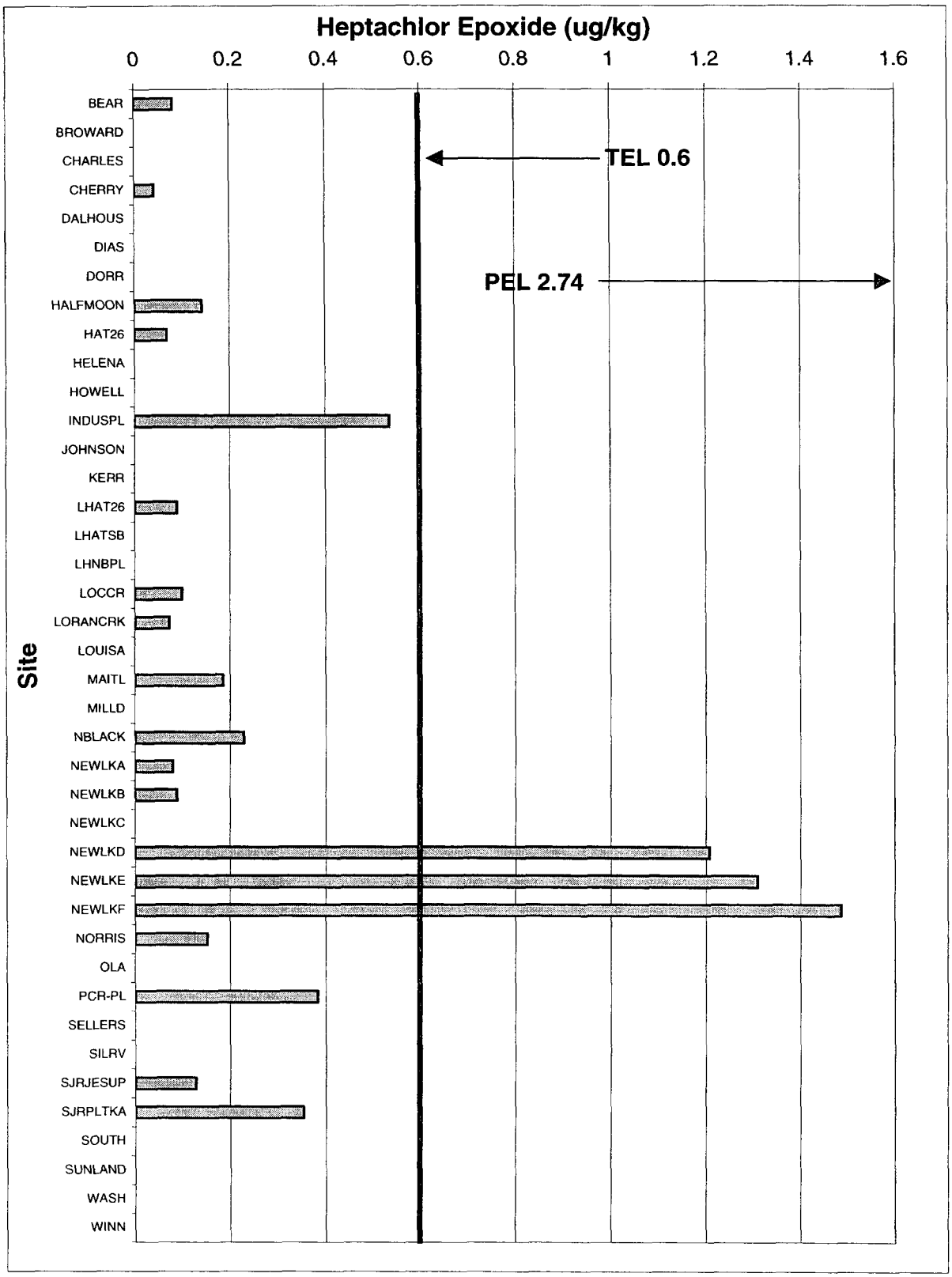
Heptachlor Epoxide (ug/kg)
0
0.2
0.4
0.6
0.8
1
1.2
1.4
1.6
TEL 0.6
PEL 2.74
Site
BEAR
BROWARD
CHARLES
CHERRY
DALHOUS
DIAS
DORR
HALFMOON
HAT26
HELENA
HOWELL
INDUSPL
JOHNSON
KERR
LHAT26
LHATSB
LHNBPL
LOCCR
LORANCRK
LOUISA
MAITL
MILLD
NBLACK
NEWLKA
NEWLKB
NEWLKC
NEWLKD
NEWLKE
NEWLKF
NORRIS
OLA
PCR-PL
SELLERS
SILRV
SJRJESUP
SJRPLTKA
SOUTH
SUNLAND
WASH
WINN


Arsenic (mg/kg, dry wt.)
0
2
4
6
8
Site
BEAR
BROWARD
CHARLES
CHERRY
DALHOUS
DIAS
DORR
HALFMOON
HAT26
HELENA
HOWELL
INDUSPL
JOHNSON
KERR
LHAT26
LHATSB
LHNBPL
LOCCR
LORANCRK
LOUISA
MAITL
MILLD
NBLACK
NEWLKA
NEWLKB
NEWLKC
NEWLKD
NEWLKE
NEWLKF
NORRIS
OLA
PCR-PL
SELLERS
SILRV
SJRJESUP
SJRPLTKA
SOUTH
SUNLAND
WASH
WINN
ERL 8.2
ERM 70
TEL 5.9
PEL 17

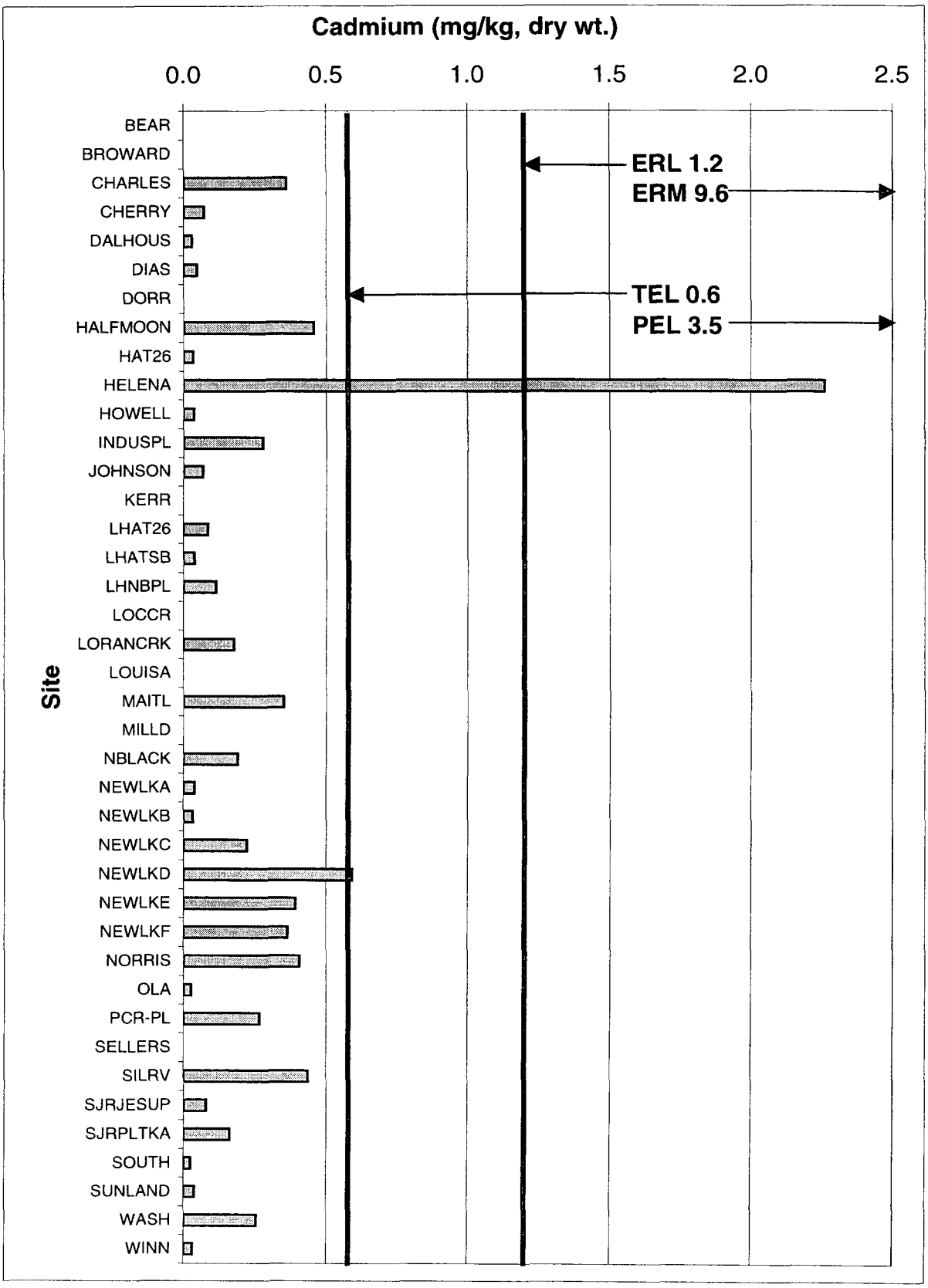
Cadmium (mg/kg, dry wt.)
0.0
0.5
1.0
1.5
2.0
2.5
ERL 1.2
ERM 9.6
TEL 0.6
PEL 3.5
Site
BEAR
BROWARD
CHARLES
CHERRY
DALHOUS
DIAS
DORR
HALFMOON
HAT26
HELENA
HOWELL
INDUSPL
JOHNSON
KERR
LHAT26
LHATSB
LHNBPL
LOCCR
LORANCRK
LOUISA
MAITL
MILLD
NBLACK
NEWLKA
NEWLKB
NEWLKC
NEWLKD
NEWLKE
NEWLKF
NORRIS
OLA
PCR-PL
SELLERS
SILRV
SJRJESUP
SJRPLTKA
SOUTH
SUNLAND
WASH
WINN

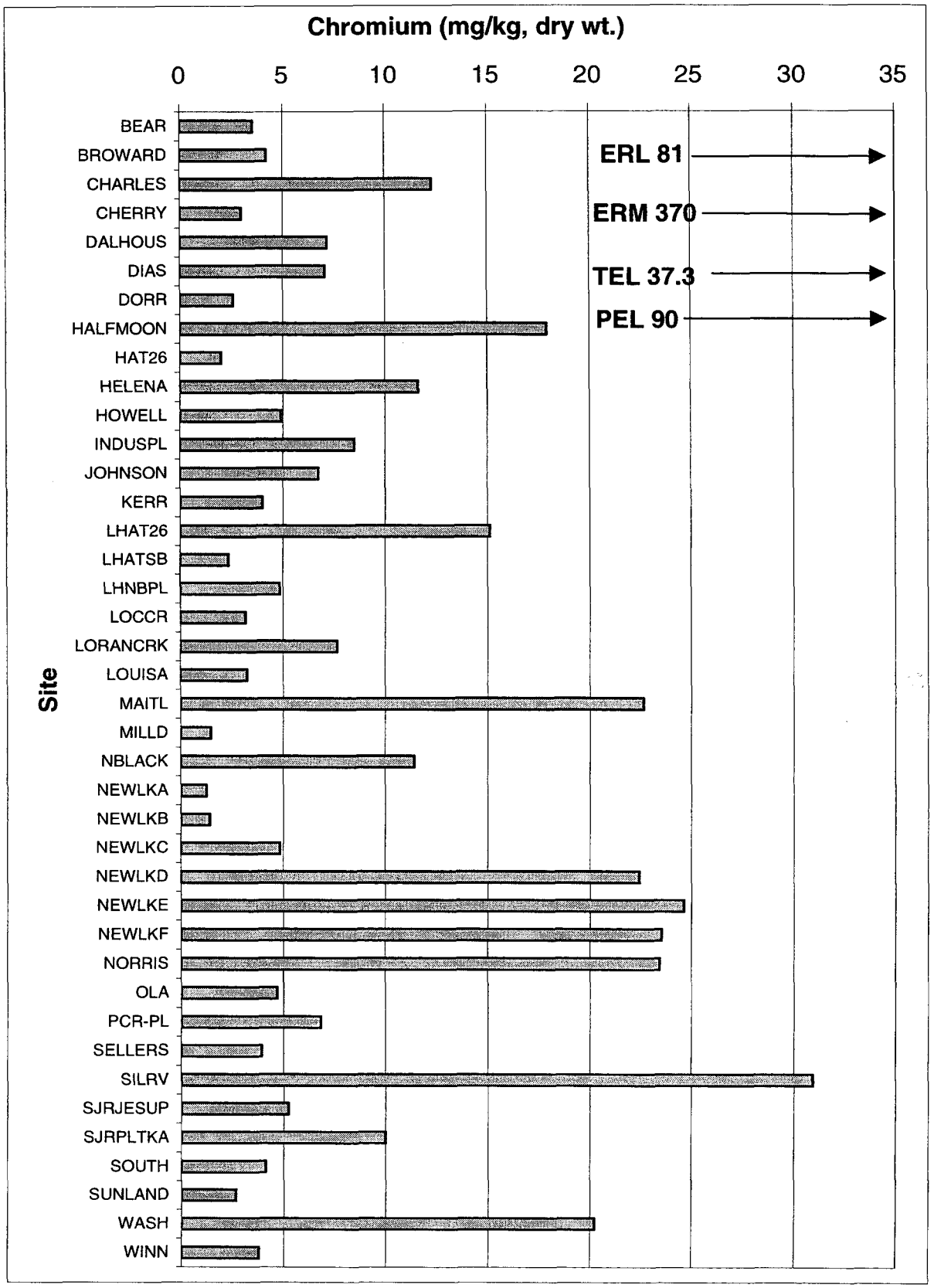
Chromium (mg/kg, dry wt.)
0
5
10
15
20
25
30
35
ERL 81
ERM 370
TEL 37.3
PEL 90
Site
BEAR
BROWARD
CHARLES
CHERRY
DALHOUS
DIAS
DORR
HALFMOON
HAT26
HELENA
HOWELL
INDUSPL
JOHNSON
KERR
LHAT26
LHATSB
LHNBPL
LOCCR
LORANCRK
LOUISA
MAITL
MILLD
NBLACK
NEWLKA
NEWLKB
NEWLKC
NEWLKD
NEWLKE
NEWLKF
NORRIS
OLA
PCR-PL
SELLERS
SILRV
SJRJESUP
SJRPLTKA
SOUTH
SUNLAND
WASH
WINN

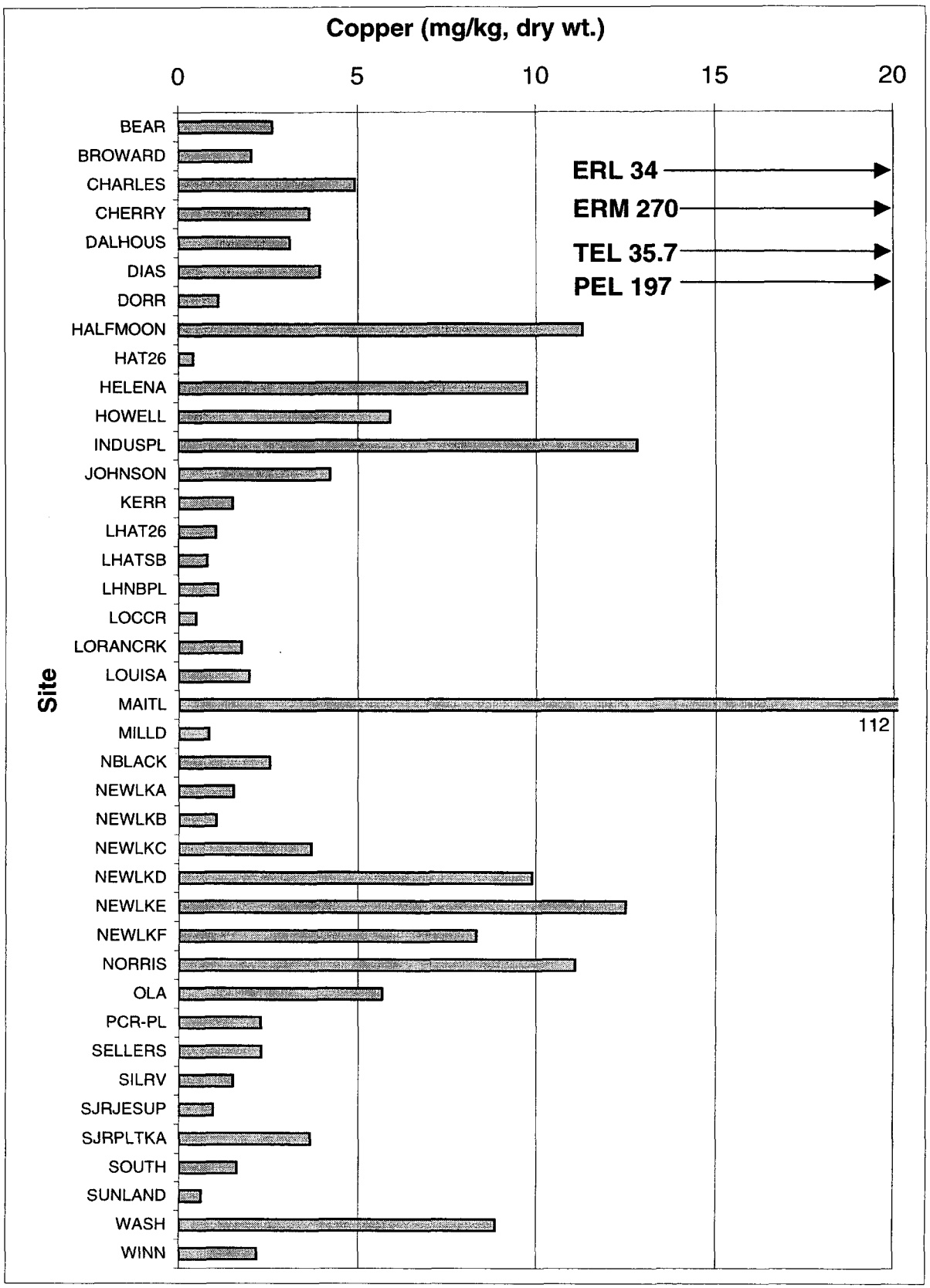
Copper (mg/kg, dry wt.)
0
5
10
15
20
ERL 34
ERM 270
TEL 35.7
PEL 197
Site
BEAR
BROWARD
CHARLES
CHERRY
DALHOUS
DIAS
DORR
HALFMOON
HAT26
HELENA
HOWELL
INDUSPL
JOHNSON
KERR
LHAT26
LHATSB
LHNBPL
LOCCR
LORANCRK
LOUISA
MAITL
112
MILLD
NBLACK
NEWLKA
NEWLKB
NEWLKC
NEWLKD
NEWLKE
NEWLKF
NORRIS
OLA
PCR-PL
SELLERS
SILRV
SJRJESUP
SJRPLTKA
SOUTH
SUNLAND
WASH
WINN

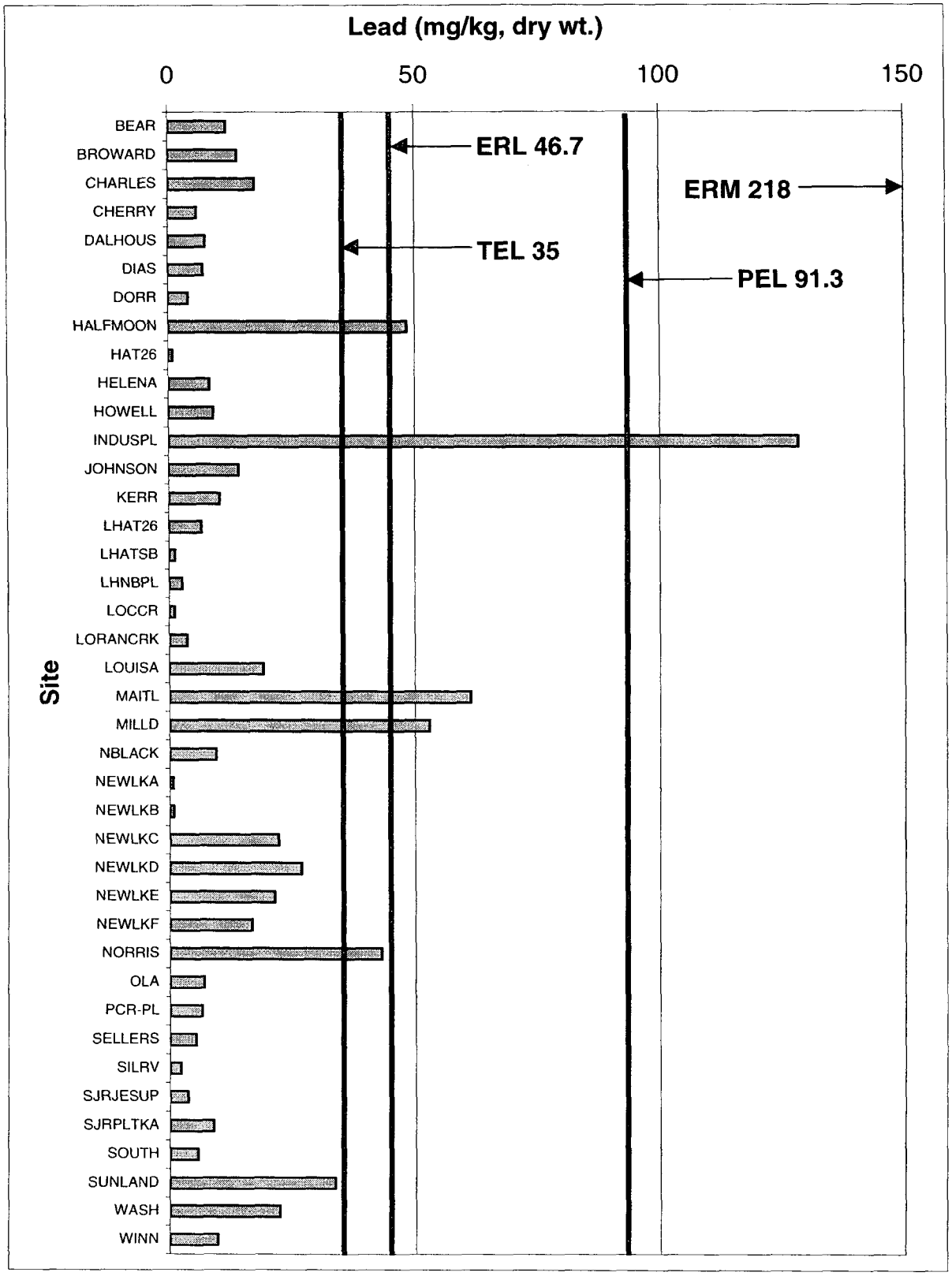
Lead (mg/kg, dry wt.)
0
50
100
150
ERL 46.7
ERM 218
TEL 35
PEL 91.3
Site
BEAR
BROWARD
CHARLES
CHERRY
DALHOUS
DIAS
DORR
HALFMOON
HAT26
HELENA
HOWELL
INDUSPL
JOHNSON
KERR
LHAT26
LHATSB
LHNBPL
LOCCR
LORANCRK
LOUISA
MAITL
MILLD
NBLACK
NEWLKA
NEWLKB
NEWLKC
NEWLKD
NEWLKE
NEWLKF
NORRIS
OLA
PCR-PL
SELLERS
SILRV
SJRJESUP
SJRPLTKA
SOUTH
SUNLAND
WASH
WINN

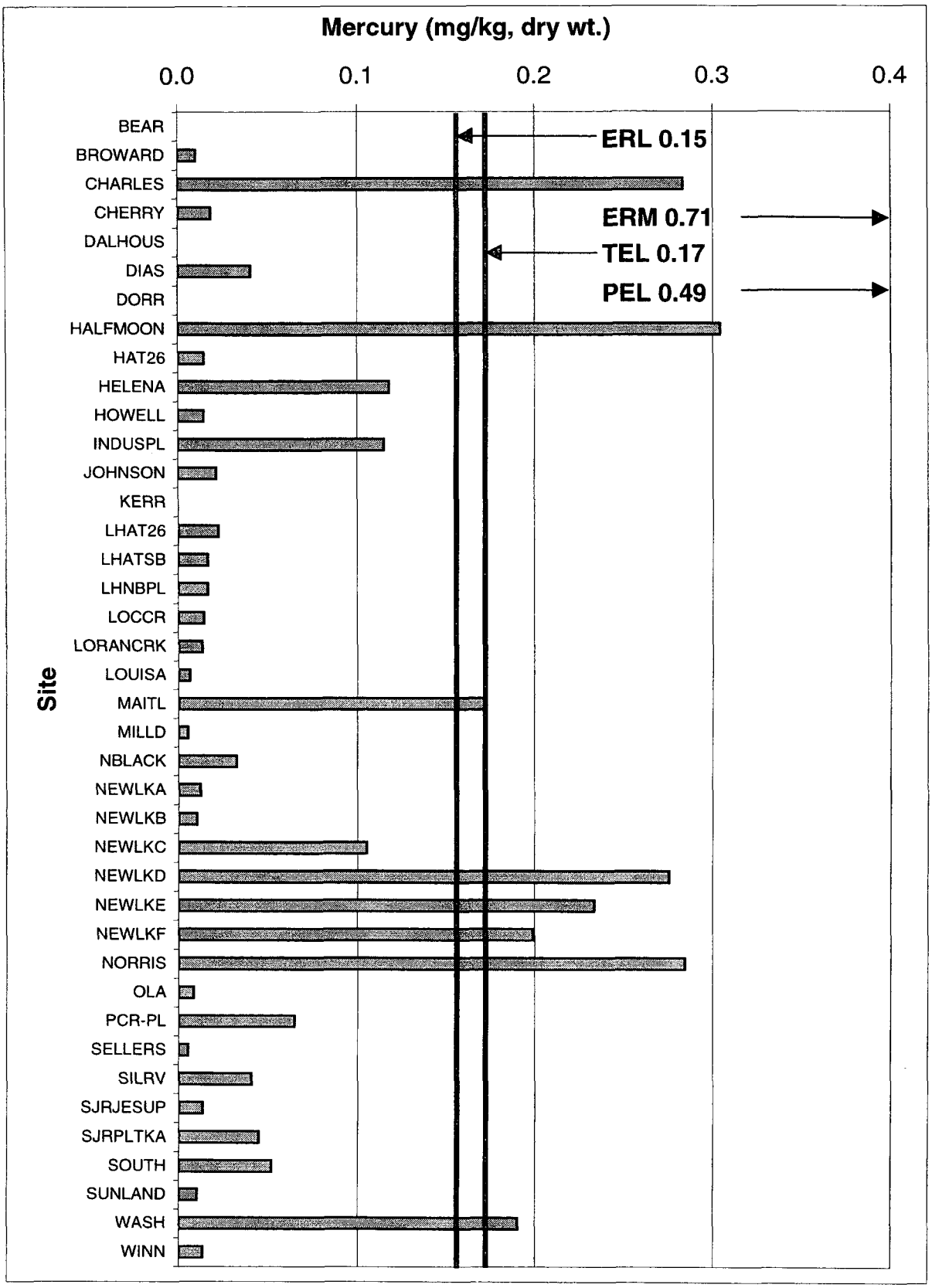
Mercury (mg/kg, dry wt.)
0.0
0.1
0.2
0.3
0.4
ERL 0.15
ERM 0.71
TEL 0.17
PEL 0.49
Site
BEAR
BROWARD
CHARLES
CHERRY
DALHOUS
DIAS
DORR
HALFMOON
HAT26
HELENA
HOWELL
INDUSPL
JOHNSON
KERR
LHAT26
LHATSB
LHNBPL
LOCCR
LORANCRK
LOUISA
MAITL
MILLD
NBLACK
NEWLKA
NEWLKB
NEWLKC
NEWLKD
NEWLKE
NEWLKF
NORRIS
OLA
PCR-PL
SELLERS
SILRV
SJRJESUP
SJRPLTKA
SOUTH
SUNLAND
WASH
WINN

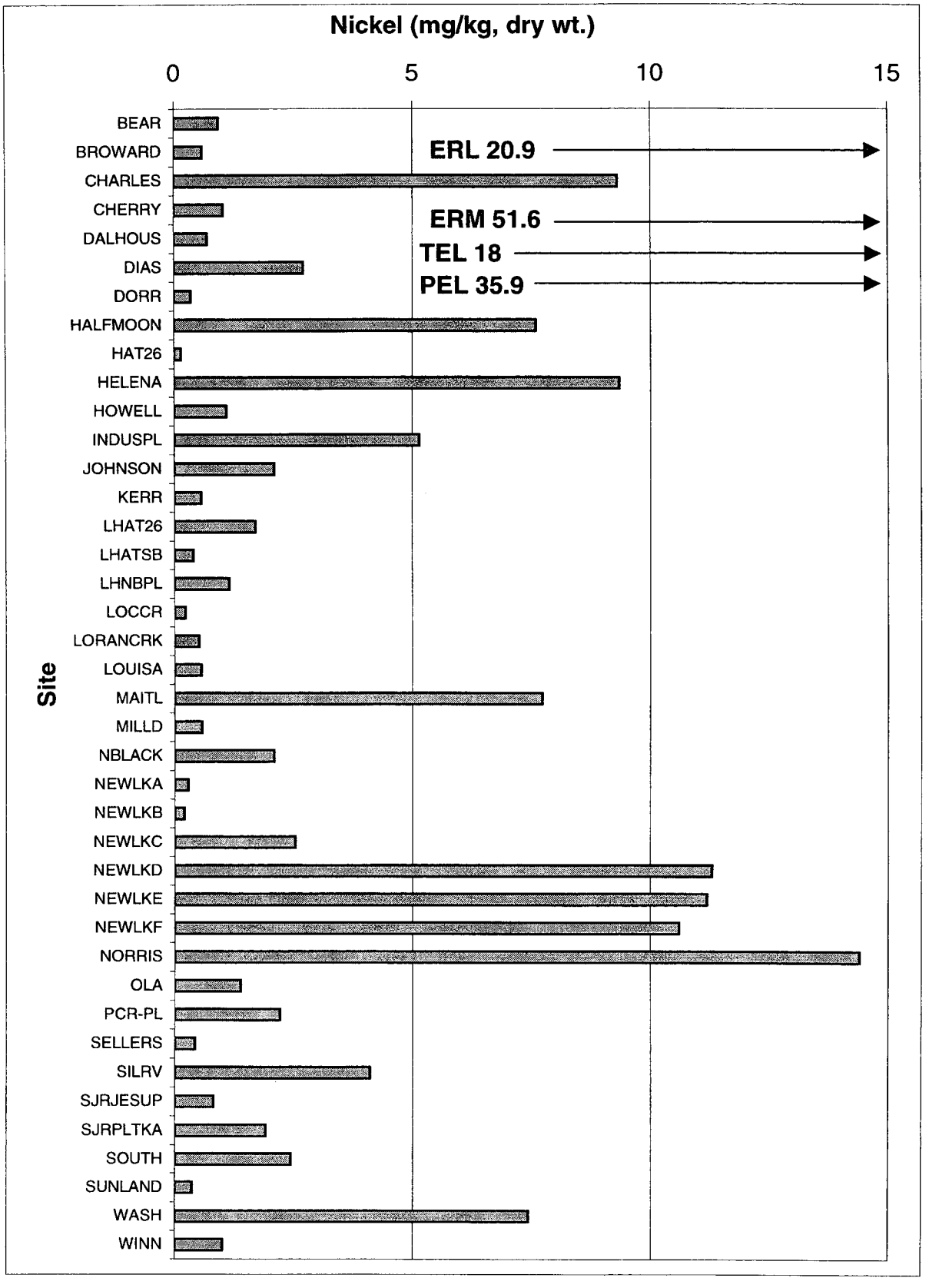
Nickel (mg/kg, dry wt.)
0
5
10
15
ERL 20.9
ERM 51.6
TEL 18
PEL 35.9
Site
BEAR
BROWARD
CHARLES
CHERRY
DALHOUS
DIAS
DORR
HALFMOON
HAT26
HELENA
HOWELL
INDUSPL
JOHNSON
KERR
LHAT26
LHATSB
LHNBPL
LOCCR
LORANCRK
LOUISA
MAITL
MILLD
NBLACK
NEWLKA
NEWLKB
NEWLKC
NEWLKD
NEWLKE
NEWLKF
NORRIS
OLA
PCR-PL
SELLERS
SILRV
SJRJESUP
SJRPLTKA
SOUTH
SUNLAND
WASH
WINN

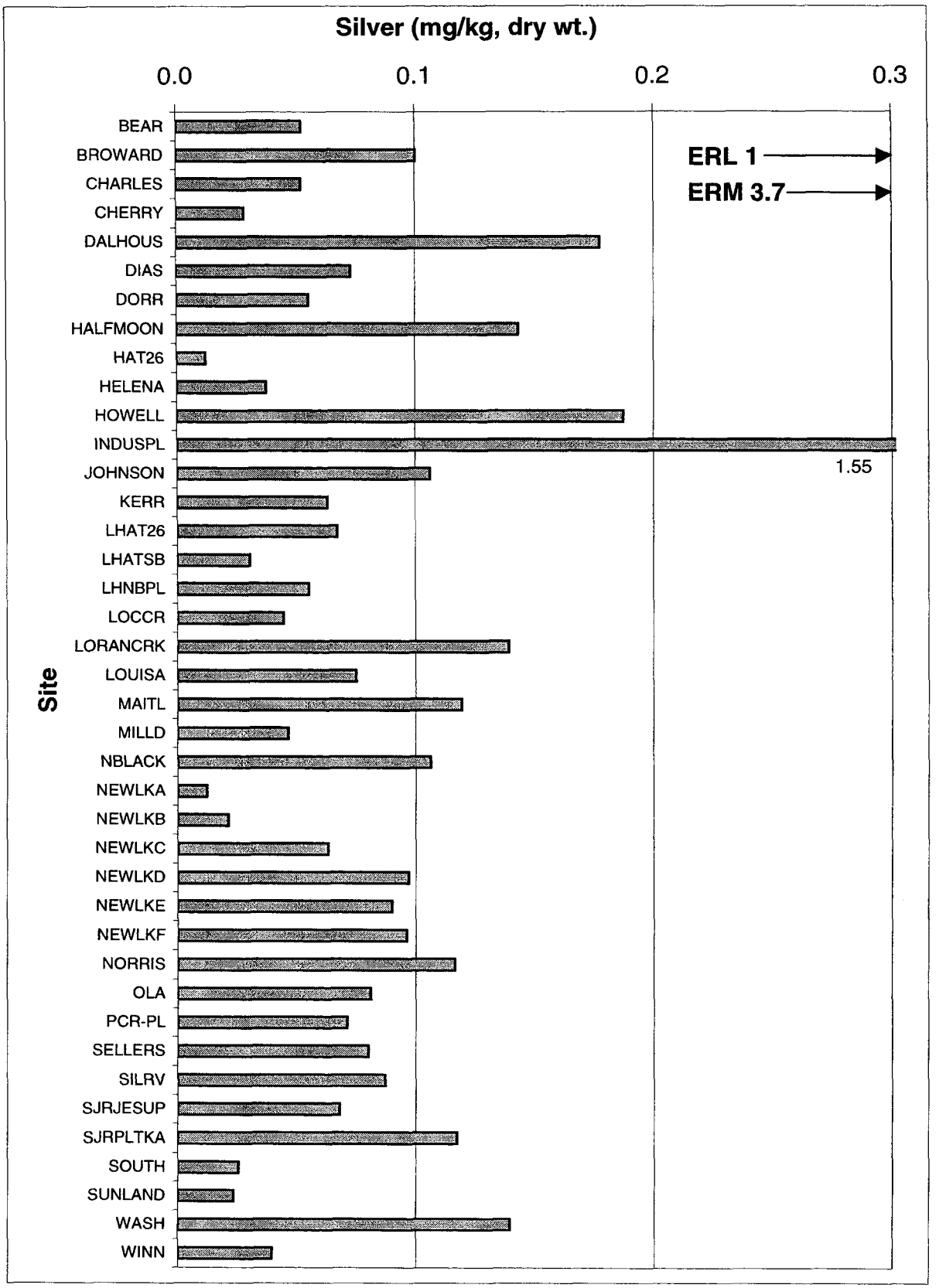
Silver (mg/kg, dry wt.)
0.0
0.1
0.2
0.3
ERL 1
ERM 3.7
1.55
Site
BEAR
BROWARD
CHARLES
CHERRY
DALHOUS
DIAS
DORR
HALFMOON
HAT26
HELENA
HOWELL
INDUSPL
JOHNSON
KERR
LHAT26
LHATSB
LHNBPL
LOCCR
LORANCRK
LOUISA
MAITL
MILLD
NBLACK
NEWLKA
NEWLKB
NEWLKC
NEWLKD
NEWLKE
NEWLKF
NORRIS
OLA
PCR-PL
SELLERS
SILRV
SJRJESUP
SJRPLTKA
SOUTH
SUNLAND
WASH
WINN

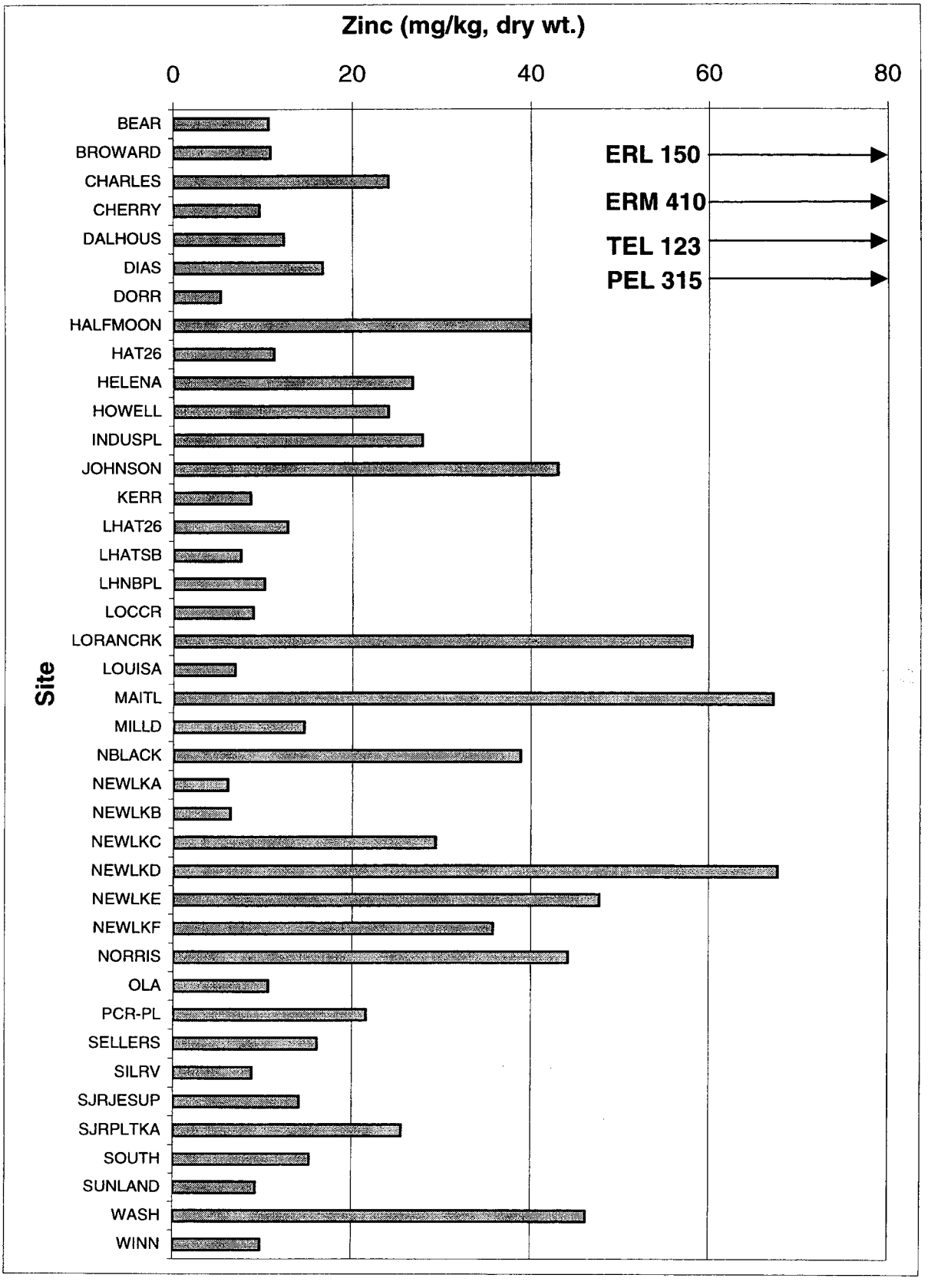
Zinc (mg/kg, dry wt.)
0
20
40
60
80
ERL 150
ERM 410
TEL 123
PEL 315
Site
BEAR
BROWARD
CHARLES
CHERRY
DALHOUS
DIAS
DORR
HALFMOON
HAT26
HELENA
HOWELL
INDUSPL
JOHNSON
KERR
LHAT26
LHATSB
LHNBPL
LOCCR
LORANCRK
LOUISA
MAITL
MILLD
NBLACK
NEWLKA
NEWLKB
NEWLKC
NEWLKD
NEWLKE
NEWLKF
NORRIS
OLA
PCR-PL
SELLERS
SILRV
SJRJESUP
SJRPLTKA
SOUTH
SUNLAND
WASH
WINN

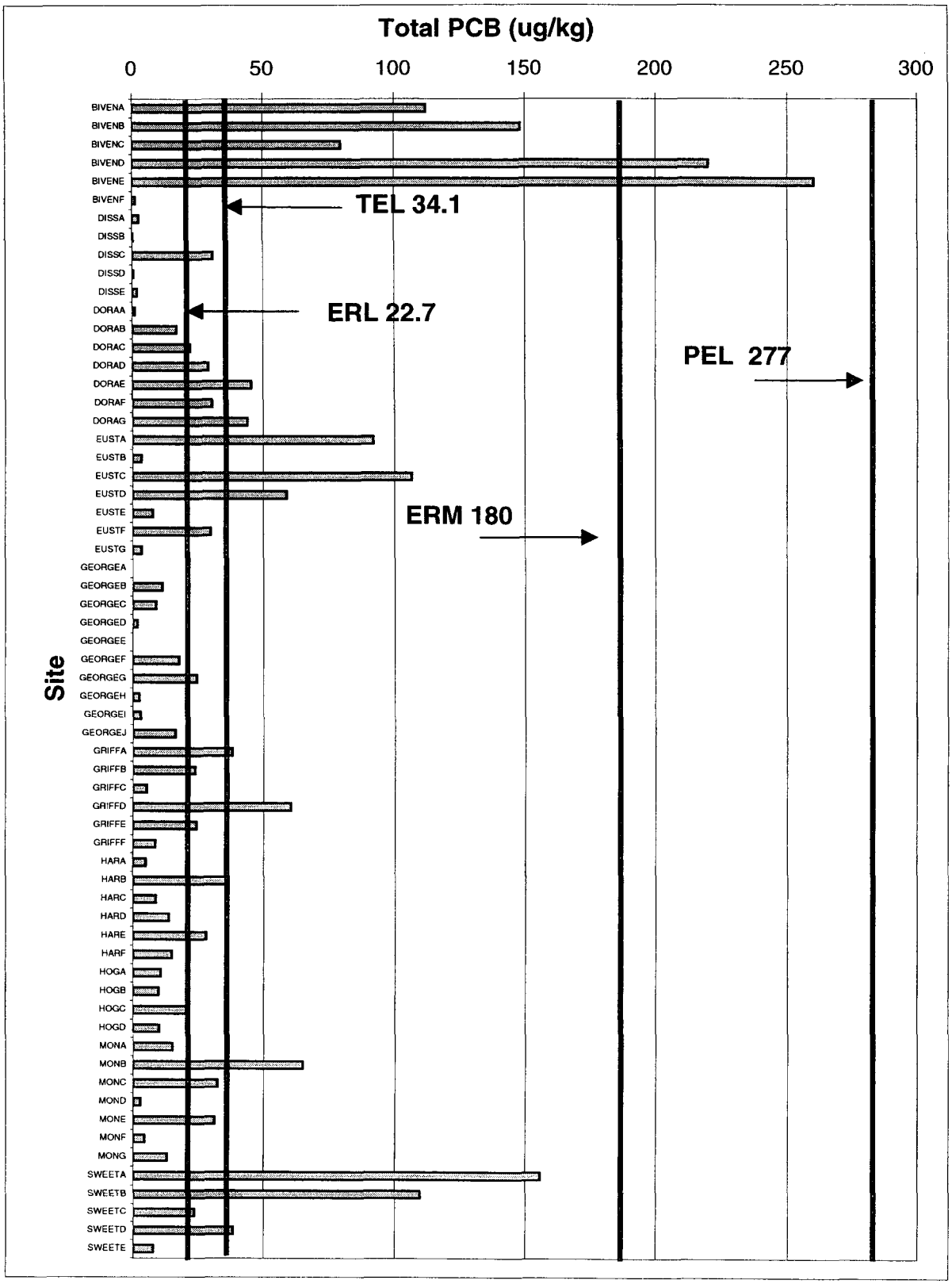
Total PCB (ug/kg)
0
50
100
150
200
250
300
Site
BIVENA
BIVENB
BIVENC
BIVEND
BIVENE
BIVENF
DISSA
DISSB
DISSC
DISSD
DISSE
DORAA
DORAB
DORAC
DORAD
DORAE
DORAF
DORAG
EUSTA
EUSTB
EUSTC
EUSTD
EUSTE
EUSTF
EUSTG
GEORGEA
GEORGEB
GEORGEC
GEORGED
GEORGEE
GEORGEF
GEORGEG
GEORGEH
GEORGEI
GEORGEJ
GRIFFA
GRIFFB
GRIFFC
GRIFFD
GRIFFE
GRIFFF
HARA
HARB
HARC
HARD
HARE
HARF
HOGA
HOGB
HOGC
HOGD
MONA
MONB
MONC
MOND
MONE
MONF
MONG
SWEETA
SWEETB
SWEETC
SWEETD
SWEETE
TEL 34.1
ERL 22.7
PEL 277
ERM 180

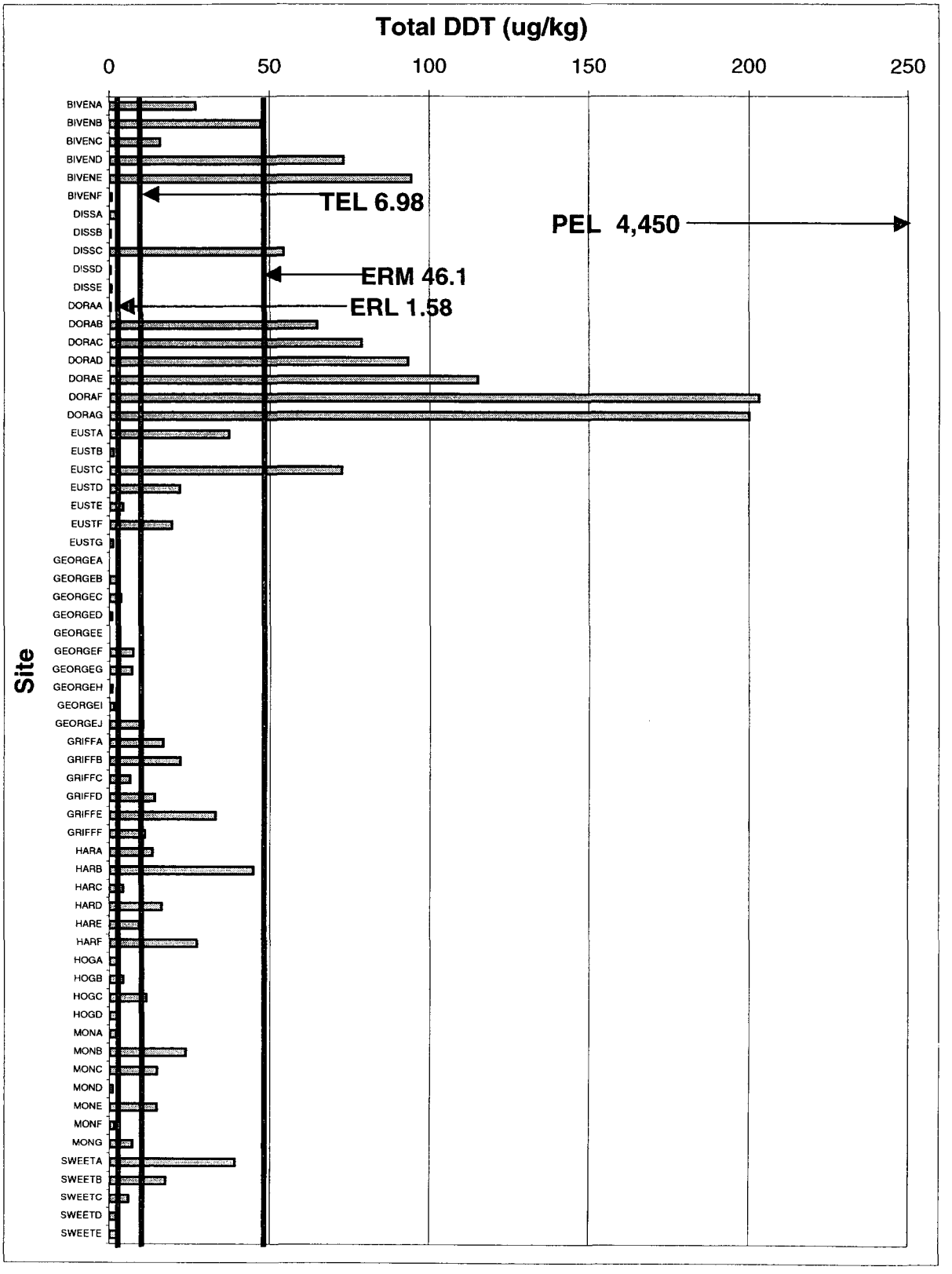
Total DDT (ug/kg)
0
50
100
150
200
250
Site
BIVENA
BIVENB
BIVENC
BIVEND
BIVENE
BIVENF
DISSA
DISSB
DISSC
DISSD
DISSE
DORAA
DORAB
DORAC
DORAD
DORAE
DORAF
DORAG
EUSTA
EUSTB
EUSTC
EUSTD
EUSTE
EUSTF
EUSTG
GEORGEA
GEORGEB
GEORGEC
GEORGED
GEORGEE
GEORGEF
GEORGEG
GEORGEH
GEORGEI
GEORGEJ
GRIFFA
GRIFFB
GRIFFC
GRIFFD
GRIFFE
GRIFFF
HARA
HARB
HARC
HARD
HARE
HARF
HOGA
HOGB
HOGC
HOGD
MONA
MONB
MONC
MOND
MONE
MONF
MONG
SWEETA
SWEETB
SWEETC
SWEETD
SWEETE
TEL 6.98
PEL 4,450
ERM 46.1
ERL 1.58

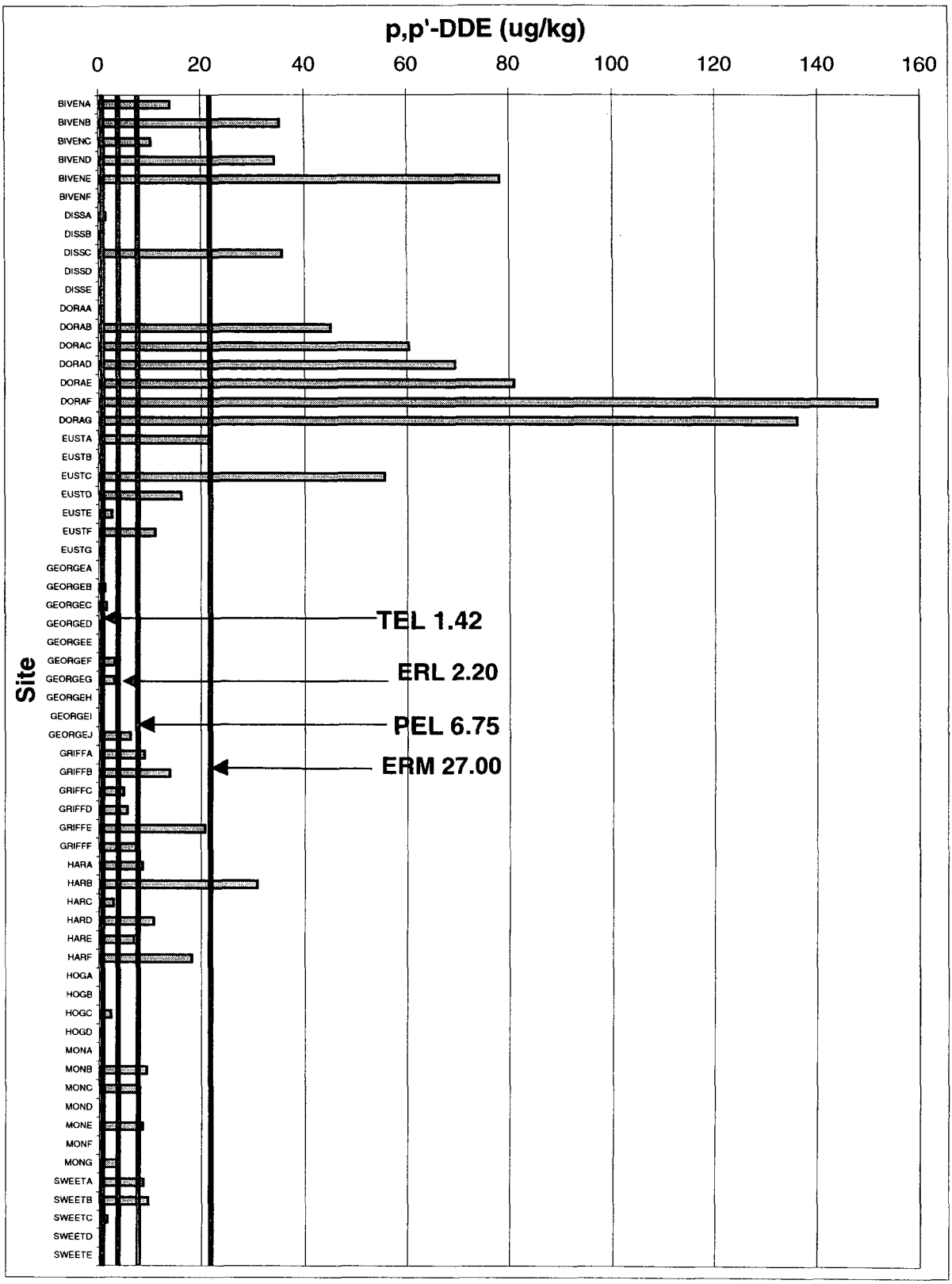
p,p'-DDE (ug/kg)
0
20
40
60
80
100
120
140
160
Site
BIVENA
BIVENB
BIVENC
BIVEND
BIVENE
BIVENF
DISSA
DISSB
DISSC
DISSD
DISSE
DORAA
DORAB
DORAC
DORAD
DORAE
DORAF
DORAG
EUSTA
EUSTB
EUSTC
EUSTD
EUSTE
EUSTF
EUSTG
GEORGEA
GEORGEB
GEORGEC
GEORGED
GEORGEE
GEORGEF
GEORGEG
GEORGEH
GEORGEI
GEORGEJ
GRIFFA
GRIFFB
GRIFFC
GRIFFD
GRIFFE
GRIFFF
HARA
HARB
HARC
HARD
HARE
HARF
HOGA
HOGB
HOGC
HOGD
MONA
MONB
MONC
MOND
MONE
MONF
MONG
SWEETA
SWEETB
SWEETC
SWEETD
SWEETE
TEL 1.42
ERL 2.20
PEL 6.75
ERM 27.00

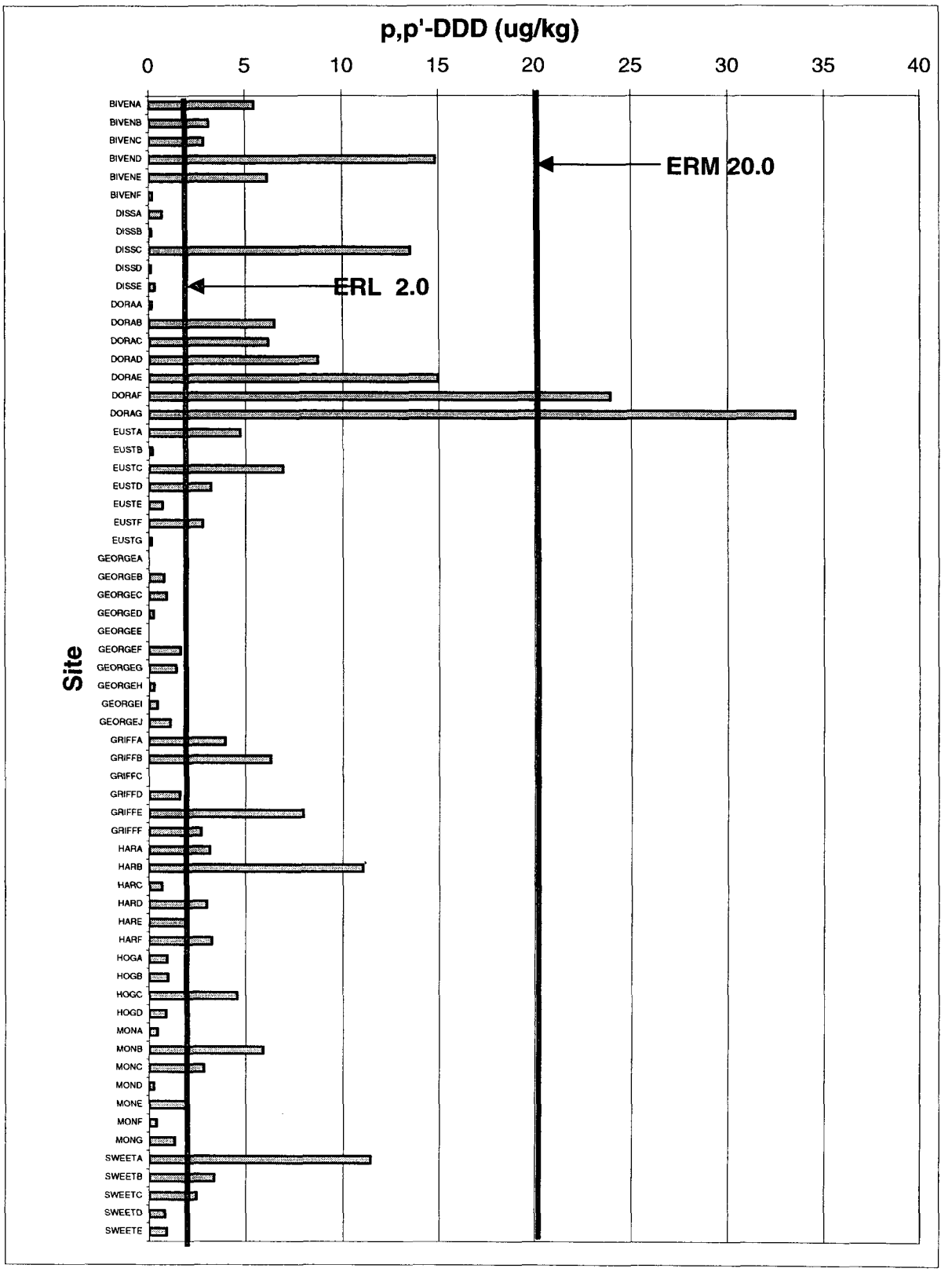
p,p'-DDD (ug/kg)
0
5
10
15
20
25
30
35
40
ERM 20.0
ERL 2.0
Site
BIVENA
BIVENB
BIVENC
BIVEND
BIVENE
BIVENF
DISSA
DISSB
DISSC
DISSD
DISSE
DORAA
DORAB
DORAC
DORAD
DORAE
DORAF
DORAG
EUSTA
EUSTB
EUSTC
EUSTD
EUSTE
EUSTF
EUSTG
GEORGEA
GEORGEB
GEORGEC
GEORGED
GEORGEE
GEORGEF
GEORGEG
GEORGEH
GEORGEI
GEORGEJ
GRIFFA
GRIFFB
GRIFFC
GRIFFD
GRIFFE
GRIFFF
HARA
HARB
HARC
HARD
HARE
HARF
HOGA
HOGB
HOGC
HOGD
MONA
MONB
MONC
MOND
MONE
MONF
MONG
SWEETA
SWEETB
SWEETC
SWEETD
SWEETE

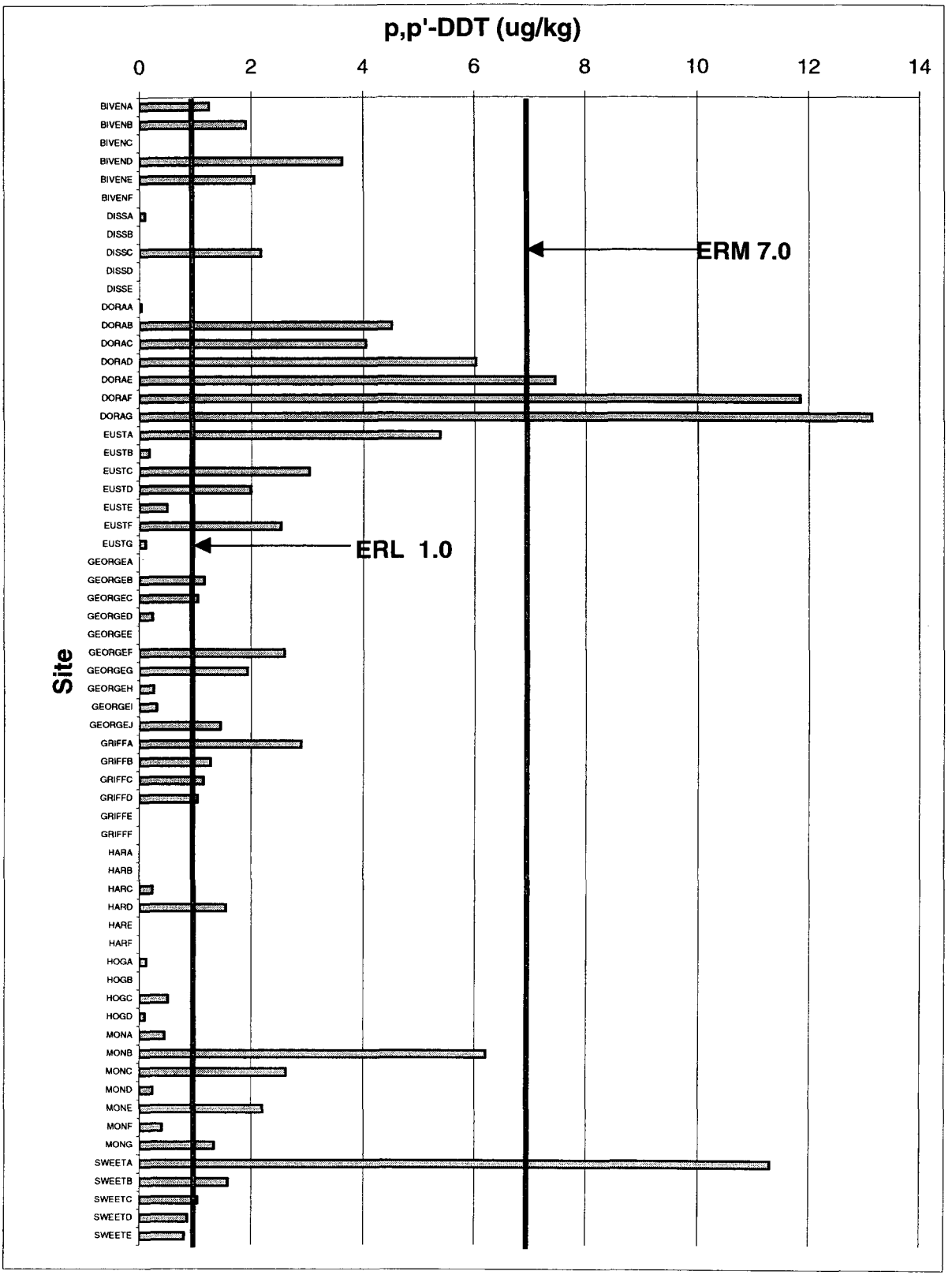
p,p'-DDT (ug/kg)
0
2
4
6
8
10
12
14
Site
BIVENA
BIVENB
BIVENC
BIVEND
BIVENE
BIVENF
DISSA
DISSB
DISSC
DISSD
DISSE
DORAA
DORAB
DORAC
DORAD
DORAE
DORAF
DORAG
EUSTA
EUSTB
EUSTC
EUSTD
EUSTE
EUSTF
EUSTG
GEORGEA
GEORGEB
GEORGEC
GEORGED
GEORGEE
GEORGEF
GEORGEG
GEORGEH
GEORGEI
GEORGEJ
GRIFFA
GRIFFB
GRIFFC
GRIFFD
GRIFFE
GRIFFF
HARA
HARB
HARC
HARD
HARE
HARF
HOGA
HOGB
HOGC
HOGD
MONA
MONB
MONC
MOND
MONE
MONF
MONG
SWEETA
SWEETB
SWEETC
SWEETD
SWEETE
ERM 7.0
ERL 1.0

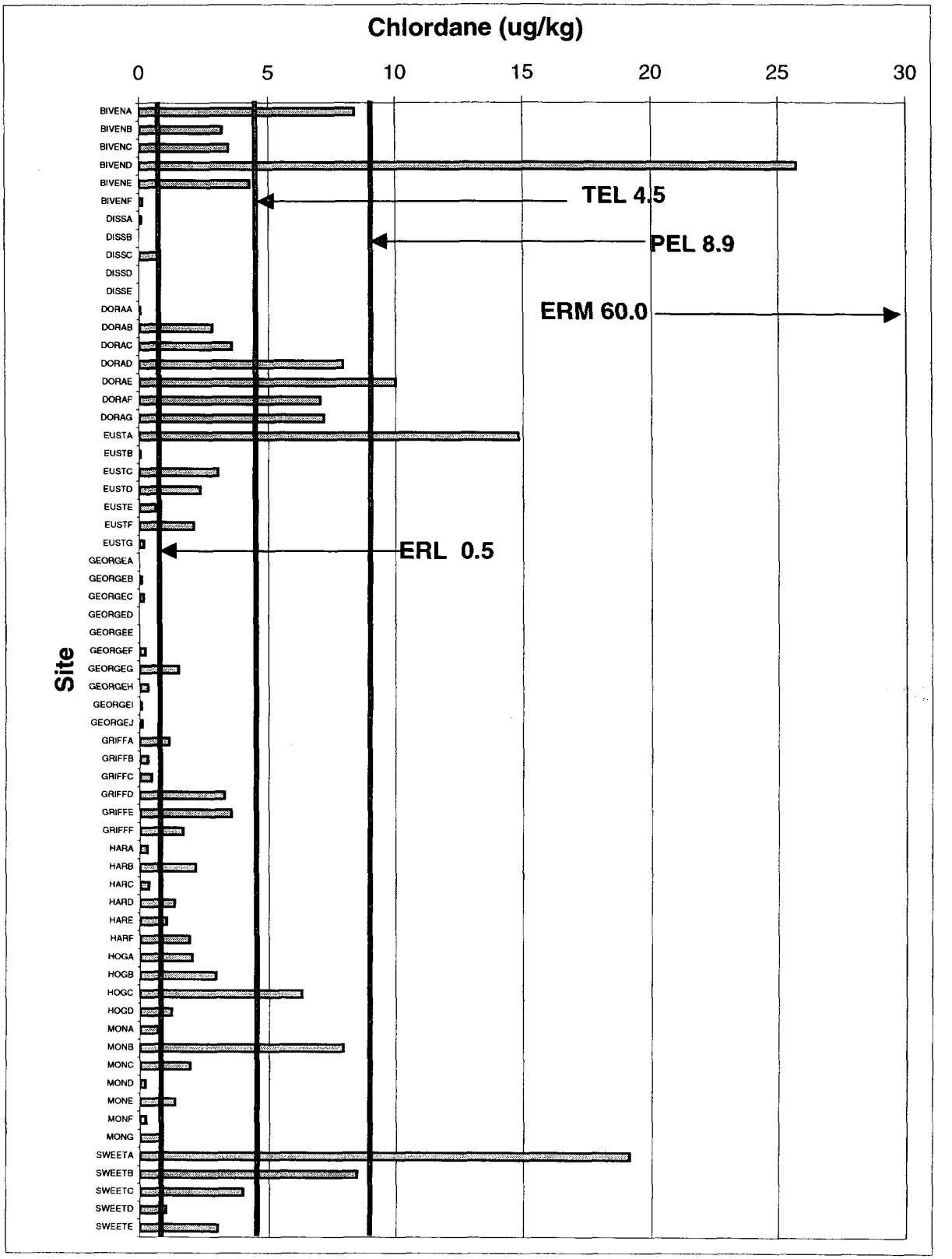
Chlordane (ug/kg)
0
5
10
15
20
25
30
Site
BIVENA
BIVENB
BIVENC
BIVEND
BIVENE
BIVENF
DISSA
DISSB
DISSC
DISSD
DISSE
DORAA
DORAB
DORAC
DORAD
DORAE
DORAF
DORAG
EUSTA
EUSTB
EUSTC
EUSTD
EUSTE
EUSTF
EUSTG
GEORGEA
GEORGEB
GEORGEC
GEORGED
GEORGEE
GEORGEF
GEORGEG
GEORGEH
GEORGEI
GEORGEJ
GRIFFA
GRIFFB
GRIFFC
GRIFFD
GRIFFE
GRIFFF
HARA
HARB
HARC
HARD
HARE
HARF
HOGA
HOGB
HOGC
HOGD
MONA
MONB
MONC
MOND
MONE
MONF
MONG
SWEETA
SWEETB
SWEETC
SWEETD
SWEETE
TEL 4.5
PEL 8.9
ERM 60.0
ERL 0.5

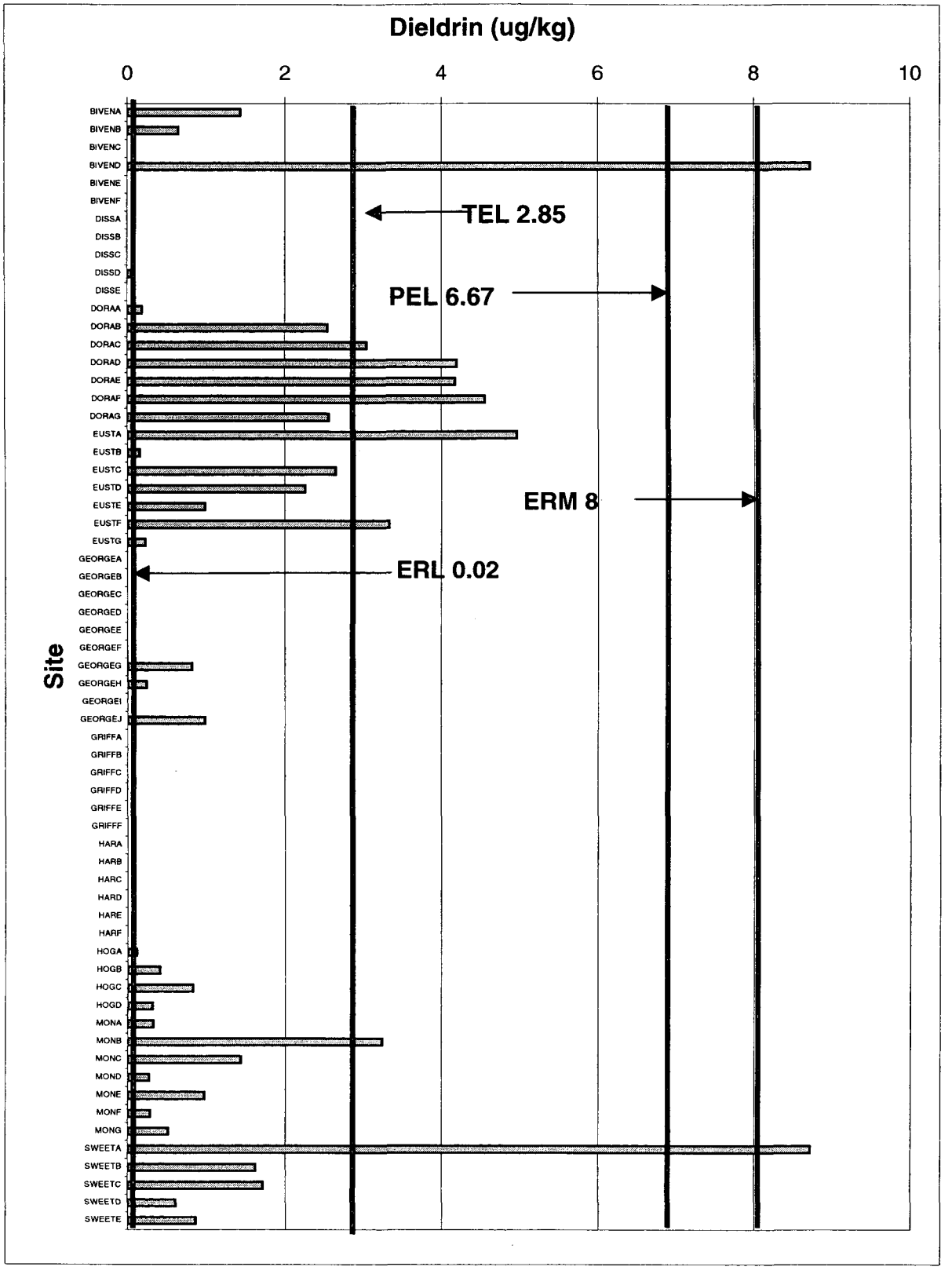
Dieldrin (ug/kg)
0
2
4
6
8
10
Site
BIVENA
BIVENB
BIVENC
BIVEND
BIVENE
BIVENF
DISSA
DISSB
DISSC
DISSD
DISSE
DORAA
DORAB
DORAC
DORAD
DORAE
DORAF
DORAG
EUSTA
EUSTB
EUSTC
EUSTD
EUSTE
EUSTF
EUSTG
GEORGEA
GEORGEB
GEORGEC
GEORGED
GEORGEE
GEORGEF
GEORGEG
GEORGEH
GEORGEI
GEORGEJ
GRIFFA
GRIFFB
GRIFFC
GRIFFD
GRIFFE
GRIFFF
HARA
HARB
HARC
HARD
HARE
HARF
HOGA
HOGB
HOGC
HOGD
MONA
MONB
MONC
MOND
MONE
MONF
MONG
SWEETA
SWEETB
SWEETC
SWEETD
SWEETE
TEL 2.85
PEL 6.67
ERM 8
ERL 0.02

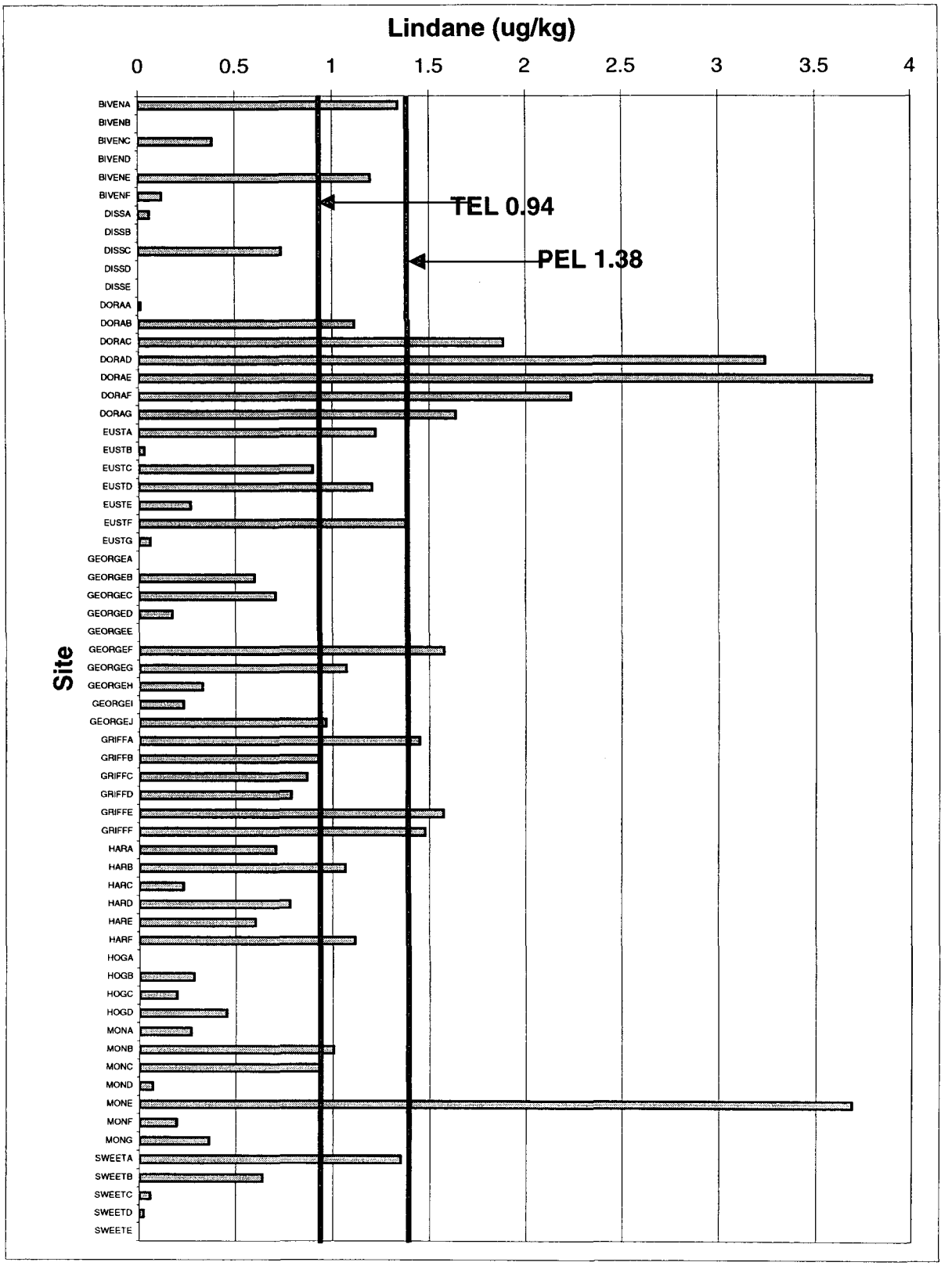
Lindane (ug/kg)
0
0.5
1
1.5
2
2.5
3
3.5
4
Site
TEL 0.94
PEL 1.38
BIVENA
BIVENB
BIVENC
BIVEND
BIVENE
BIVENF
DISSA
DISSB
DISSC
DISSD
DISSE
DORAA
DORAB
DORAC
DORAD
DORAE
DORAF
DORAG
EUSTA
EUSTB
EUSTC
EUSTD
EUSTE
EUSTF
EUSTG
GEORGEA
GEORGEB
GEORGEC
GEORGED
GEORGEE
GEORGEF
GEORGEG
GEORGEH
GEORGEI
GEORGEJ
GRIFFA
GRIFFB
GRIFFC
GRIFFD
GRIFFE
GRIFFF
HARA
HARB
HARC
HARD
HARE
HARF
HOGA
HOGB
HOGC
HOGD
MONA
MONB
MONC
MOND
MONE
MONF
MONG
SWEETA
SWEETB
SWEETC
SWEETD
SWEETE

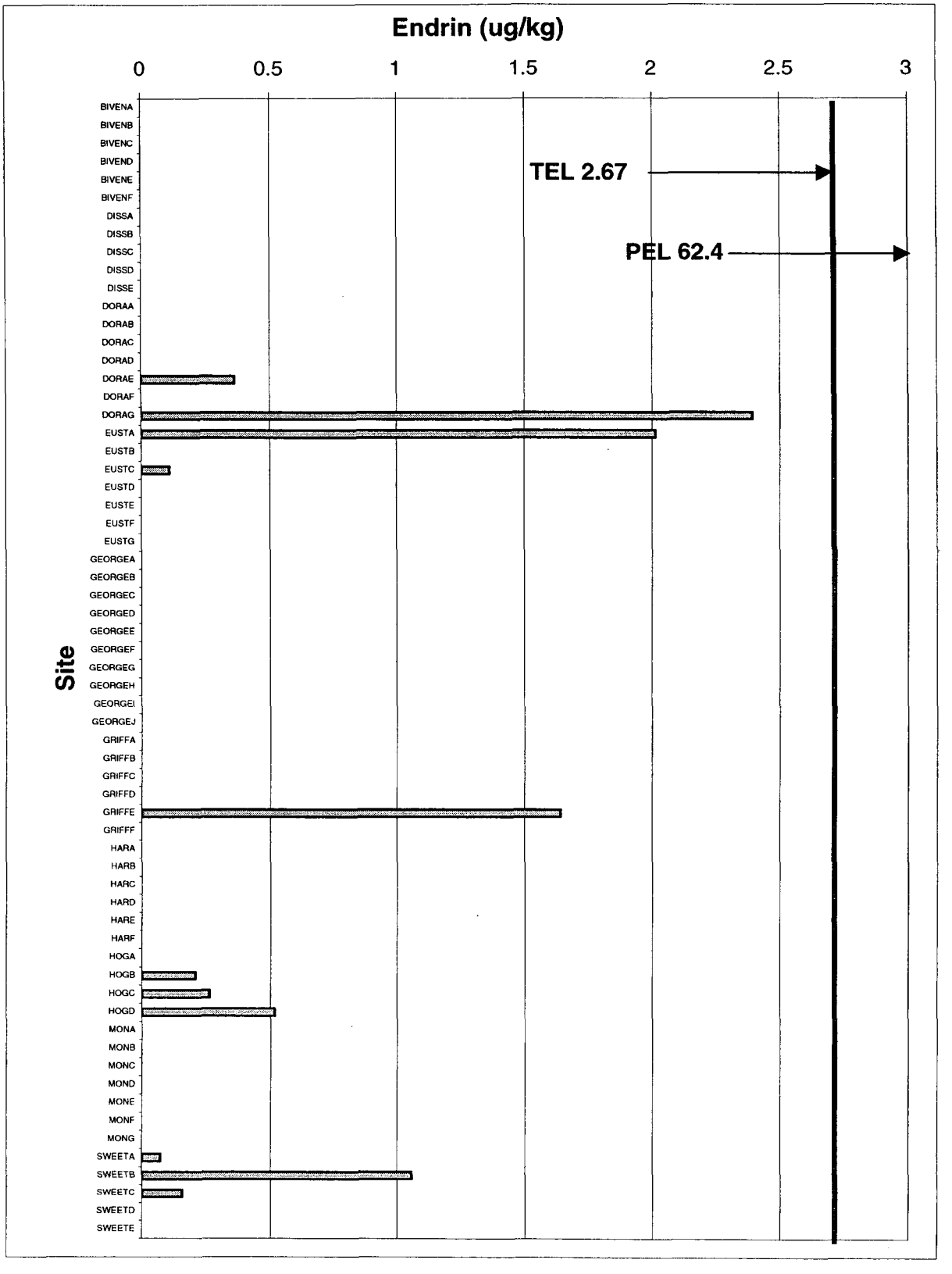
Endrin (ug/kg)
0
0.5
1
1.5
2
2.5
3
TEL 2.67
PEL 62.4
Site
BIVENA
BIVENB
BIVENC
BIVEND
BIVENE
BIVENF
DISSA
DISSB
DISSC
DISSD
DISSE
DORAA
DORAB
DORAC
DORAD
DORAE
DORAF
DORAG
EUSTA
EUSTB
EUSTC
EUSTD
EUSTE
EUSTF
EUSTG
GEORGEA
GEORGEB
GEORGEC
GEORGED
GEORGEE
GEORGEF
GEORGEG
GEORGEH
GEORGEI
GEORGEJ
GRIFFA
GRIFFB
GRIFFC
GRIFFD
GRIFFE
GRIFFF
HARA
HARB
HARC
HARD
HARE
HARF
HOGA
HOGB
HOGC
HOGD
MONA
MONB
MONC
MOND
MONE
MONF
MONG
SWEETA
SWEETB
SWEETC
SWEETD
SWEETE

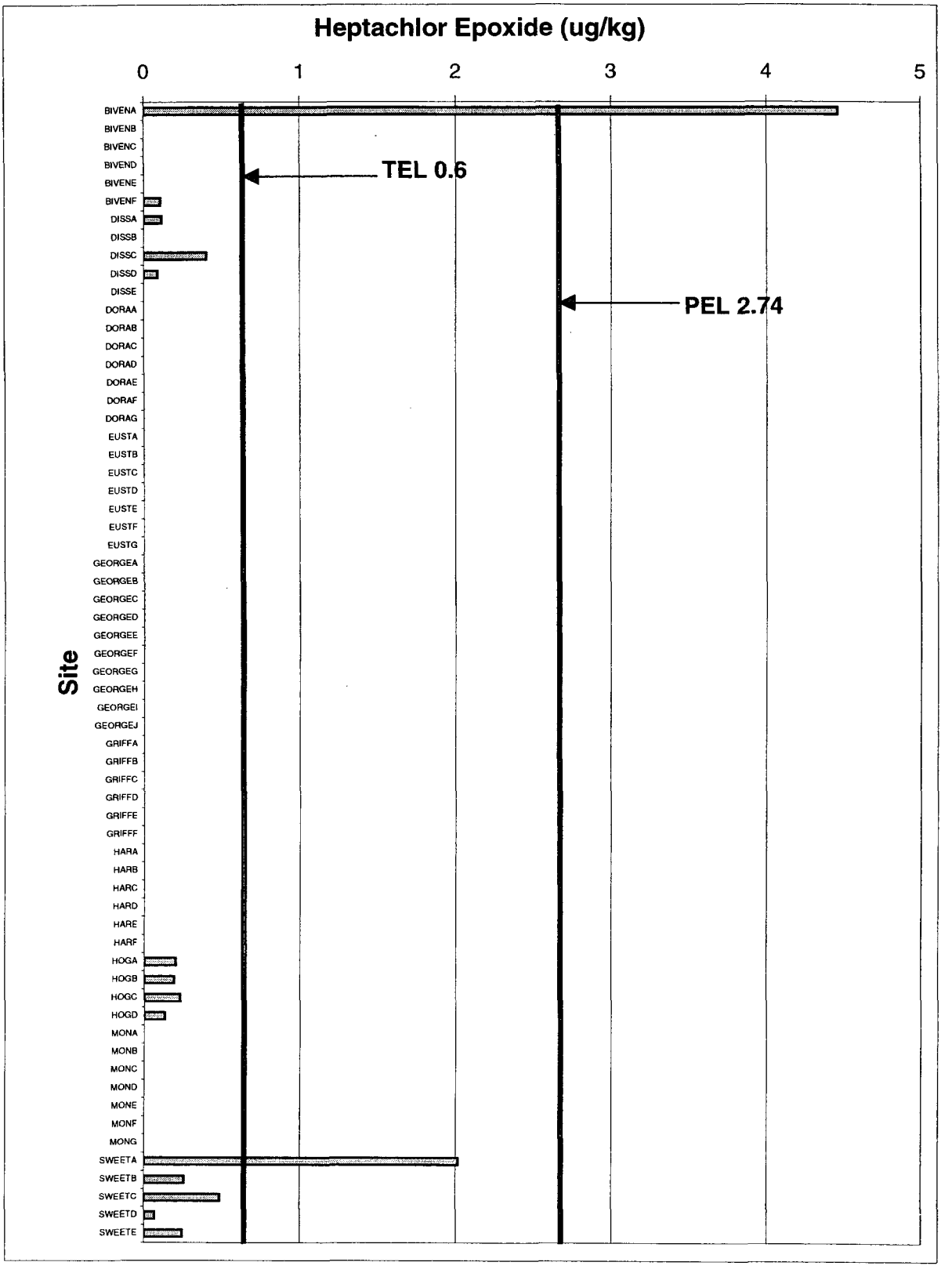
Heptachlor Epoxide (ug/kg)
0
1
2
3
4
5
TEL 0.6
PEL 2.74
Site
BIVENA
BIVENB
BIVENC
BIVEND
BIVENE
BIVENF
DISSA
DISSB
DISSC
DISSD
DISSE
DORAA
DORAB
DORAC
DORAD
DORAE
DORAF
DORAG
EUSTA
EUSTB
EUSTC
EUSTD
EUSTE
EUSTF
EUSTG
GEORGEA
GEORGEB
GEORGEC
GEORGED
GEORGEE
GEORGEF
GEORGEG
GEORGEH
GEORGEI
GEORGEJ
GRIFFA
GRIFFB
GRIFFC
GRIFFD
GRIFFE
GRIFFF
HARA
HARB
HARC
HARD
HARE
HARF
HOGA
HOGB
HOGC
HOGD
MONA
MONB
MONC
MOND
MONE
MONF
MONG
SWEETA
SWEETB
SWEETC
SWEETD
SWEETE

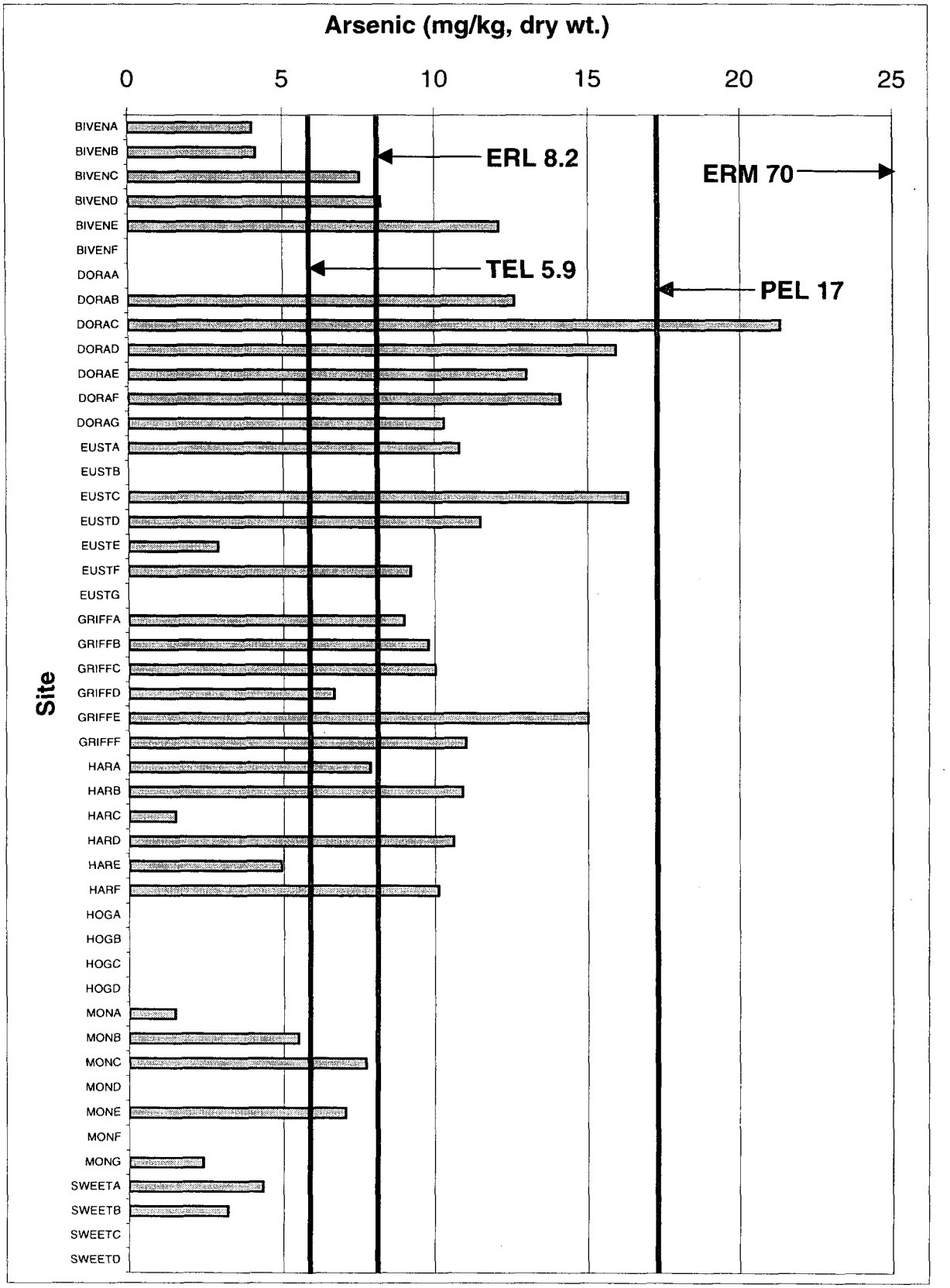
Arsenic (mg/kg, dry wt.)
0
5
10
15
20
25
ERL 8.2
ERM 70
TEL 5.9
PEL 17
Site
BIVENA
BIVENB
BIVENC
BIVEND
BIVENE
BIVENF
DORAA
DORAB
DORAC
DORAD
DORAE
DORAF
DORAG
EUSTA
EUSTB
EUSTC
EUSTD
EUSTE
EUSTF
EUSTG
GRIFFA
GRIFFB
GRIFFC
GRIFFD
GRIFFE
GRIFFF
HARA
HARB
HARC
HARD
HARE
HARF
HOGA
HOGB
HOGC
HOGD
MONA
MONB
MONC
MOND
MONE
MONF
MONG
SWEETA
SWEETB
SWEETC
SWEETD

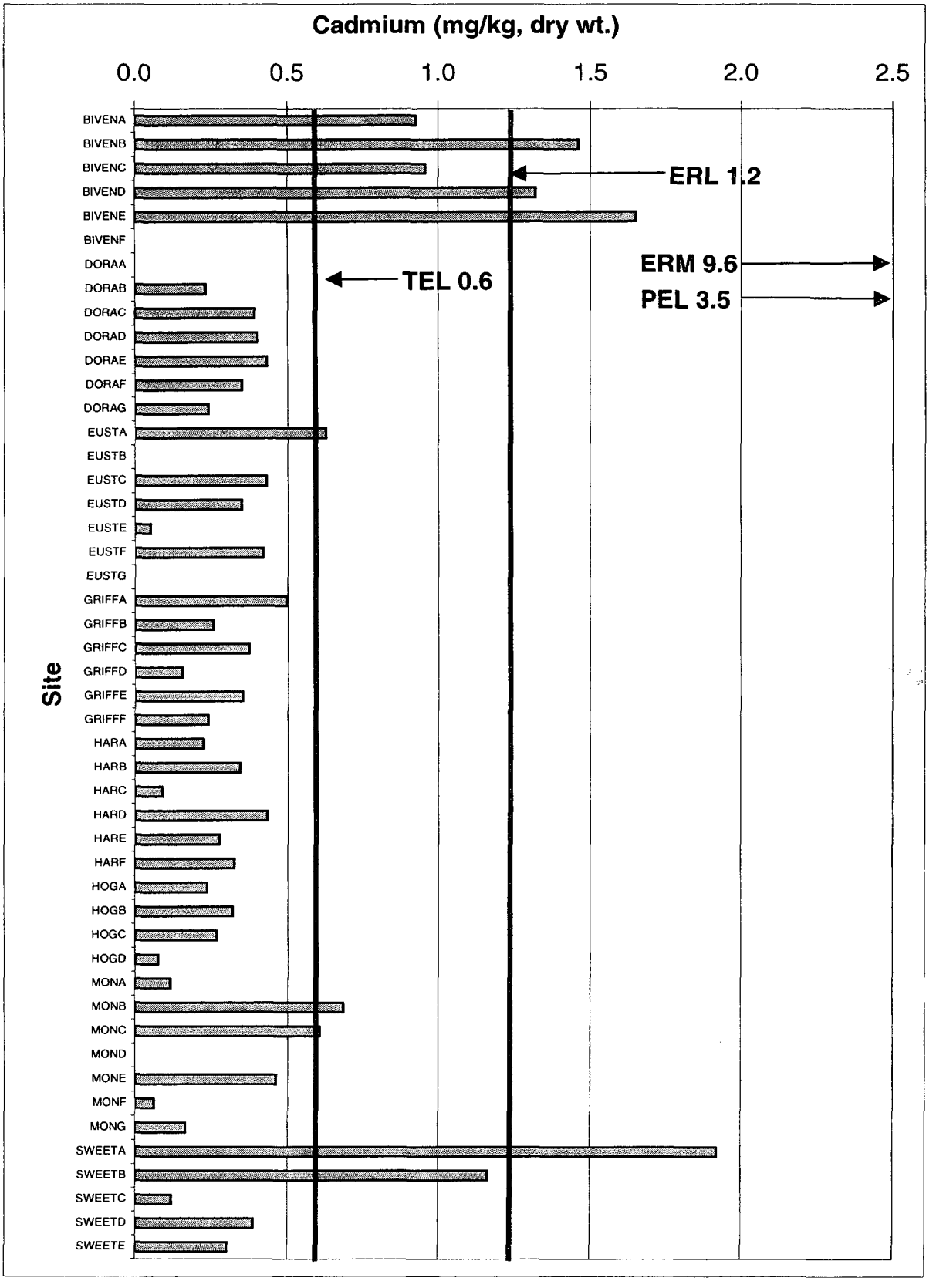
Cadmium (mg/kg, dry wt.)
0.0
0.5
1.0
1.5
2.0
2.5
Site
BIVENA
BIVENB
BIVENC
BIVEND
BIVENE
BIVENF
DORAA
DORAB
DORAC
DORAD
DORAE
DORAF
DORAG
EUSTA
EUSTB
EUSTC
EUSTD
EUSTE
EUSTF
EUSTG
GRIFFA
GRIFFB
GRIFFC
GRIFFD
GRIFFE
GRIFFF
HARA
HARB
HARC
HARD
HARE
HARF
HOGA
HOGB
HOGC
HOGD
MONA
MONB
MONC
MOND
MONE
MONF
MONG
SWEETA
SWEETB
SWEETC
SWEETD
SWEETE
ERL 1.2
TEL 0.6
ERM 9.6
PEL 3.5


Chromium (mg/kg, dry wt.)
0
50
100
150
200
Site
BIVENA
BIVENB
BIVENC
BIVEND
BIVENE
BIVENF
DORAA
DORAB
DORAC
DORAD
DORAE
DORAF
DORAG
EUSTA
EUSTB
EUSTC
EUSTD
EUSTE
EUSTF
EUSTG
GRIFFA
GRIFFB
GRIFFC
GRIFFD
GRIFFE
GRIFFF
HARA
HARB
HARC
HARD
HARE
HARF
HOGA
HOGB
HOGC
HOGD
MONA
MONB
MONC
MOND
MONE
MONF
MONG
SWEETA
SWEETB
SWEETC
SWEETD
SWEETE
ERL 81
ERM 370
TEL 37.3
PEL 90


Copper (mg/kg, dry wt.)
0
5
10
15
20
25
30
35
40
45
50
Site
BIVENA
BIVENB
BIVENC
BIVEND
BIVENE
BIVENF
DORAA
DORAB
DORAC
DORAD
DORAE
DORAF
DORAG
EUSTA
EUSTB
EUSTC
EUSTD
EUSTE
EUSTF
EUSTG
GRIFFA
GRIFFB
GRIFFC
GRIFFD
GRIFFE
GRIFFF
HARA
HARB
HARC
HARD
HARE
HARF
HOGA
HOGB
HOGC
HOGD
MONA
MONB
MONC
MOND
MONE
MONF
MONG
SWEETA
SWEETB
SWEETC
SWEETD
SWEETE
ERL 34
ERM 270
TEL 35.7
PEL 197

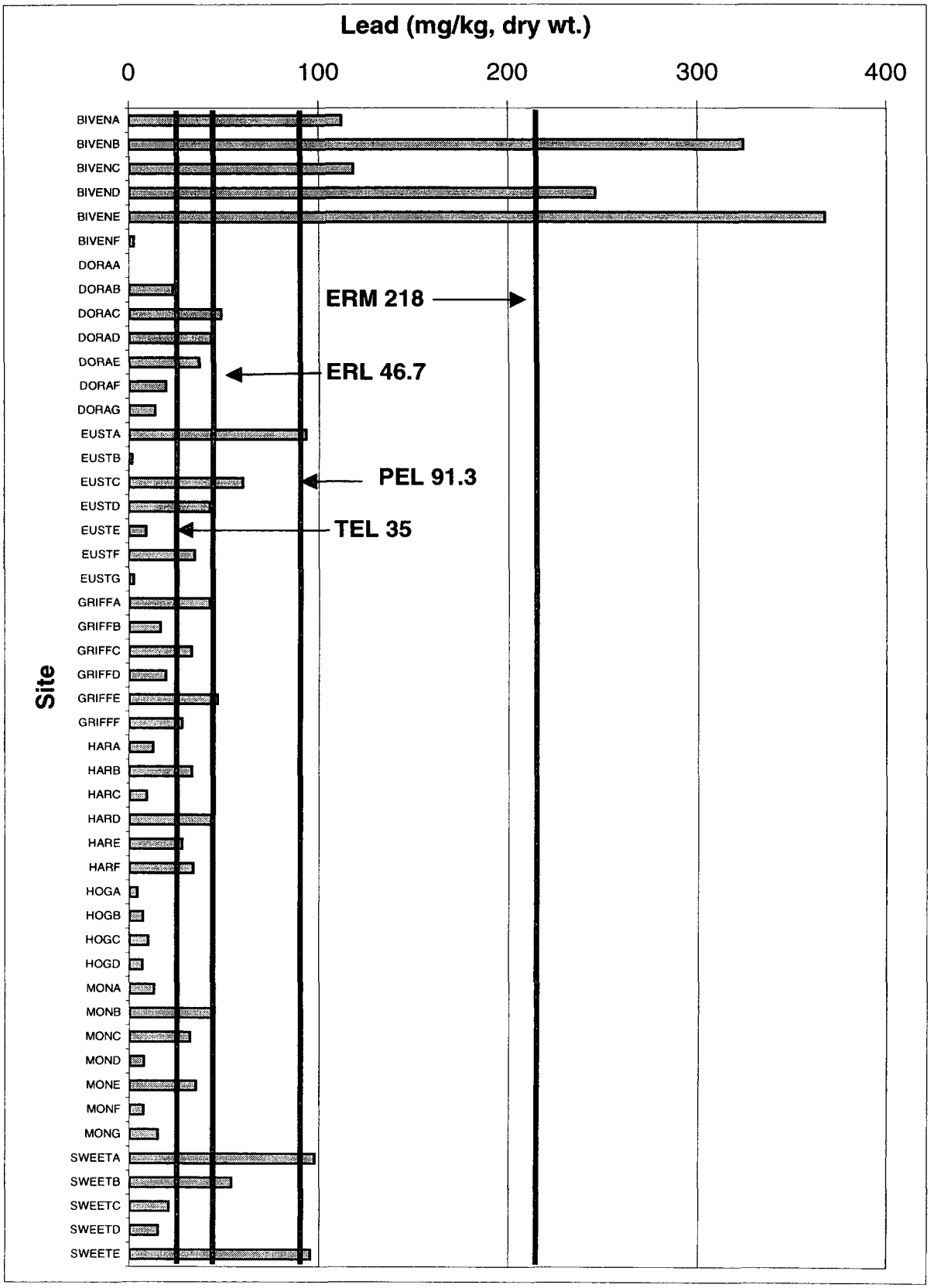
Lead (mg/kg, dry wt.)
0
100
200
300
400
Site
BIVENA
BIVENB
BIVENC
BIVEND
BIVENE
BIVENF
DORAA
DORAB
DORAC
DORAD
DORAE
DORAF
DORAG
EUSTA
EUSTB
EUSTC
EUSTD
EUSTE
EUSTF
EUSTG
GRIFFA
GRIFFB
GRIFFC
GRIFFD
GRIFFE
GRIFFF
HARA
HARB
HARC
HARD
HARE
HARF
HOGA
HOGB
HOGC
HOGD
MONA
MONB
MONC
MOND
MONE
MONF
MONG
SWEETA
SWEETB
SWEETC
SWEETD
SWEETE
ERM 218
ERL 46.7
PEL 91.3
TEL 35

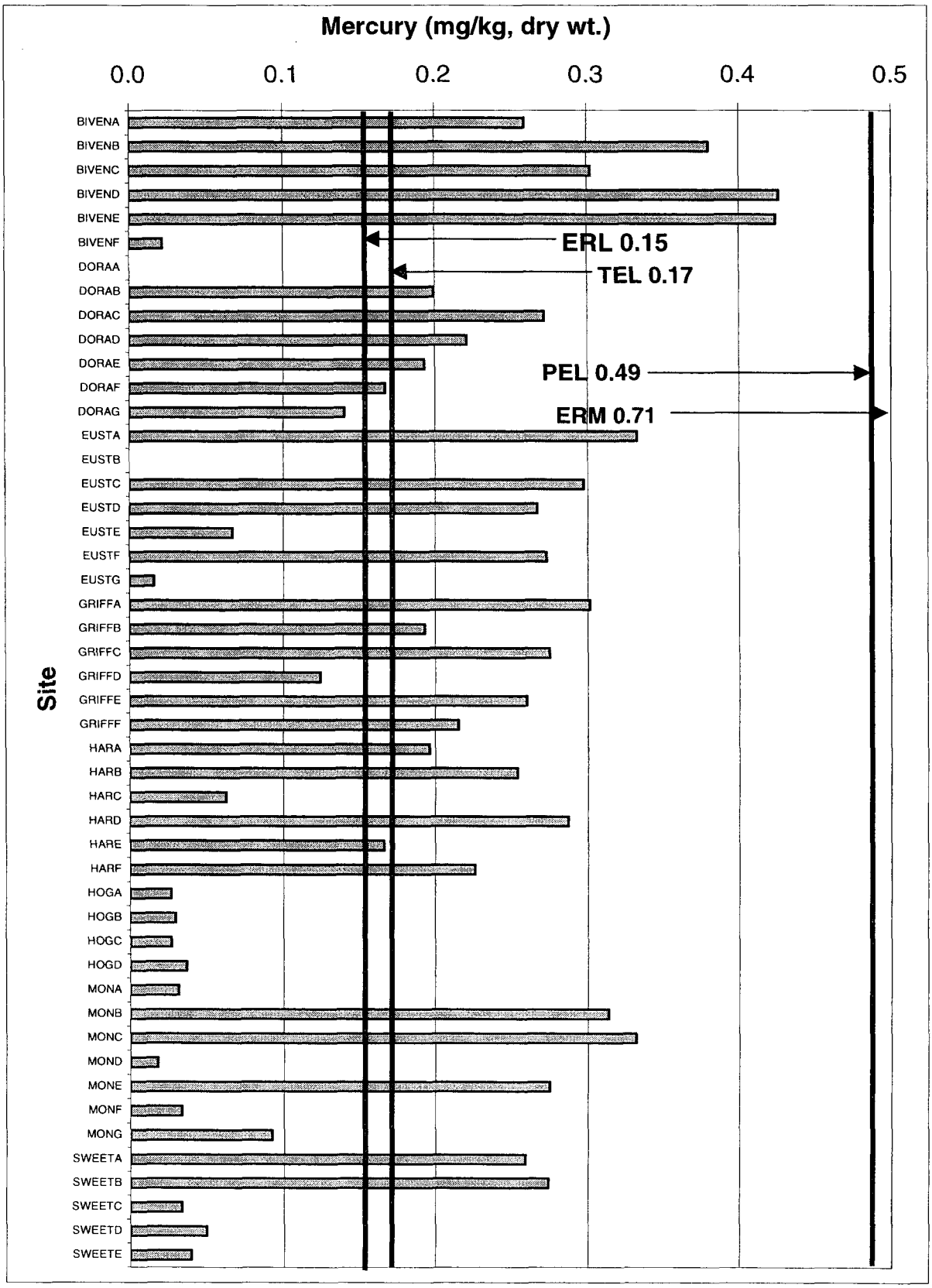
Mercury (mg/kg, dry wt.)
0.0
0.1
0.2
0.3
0.4
0.5
Site
BIVENA
BIVENB
BIVENC
BIVEND
BIVENE
BIVENF
DORAA
DORAB
DORAC
DORAD
DORAE
DORAF
DORAG
EUSTA
EUSTB
EUSTC
EUSTD
EUSTE
EUSTF
EUSTG
GRIFFA
GRIFFB
GRIFFC
GRIFFD
GRIFFE
GRIFFF
HARA
HARB
HARC
HARD
HARE
HARF
HOGA
HOGB
HOGC
HOGD
MONA
MONB
MONC
MOND
MONE
MONF
MONG
SWEETA
SWEETB
SWEETC
SWEETD
SWEETE
ERL 0.15
TEL 0.17
PEL 0.49
ERM 0.71

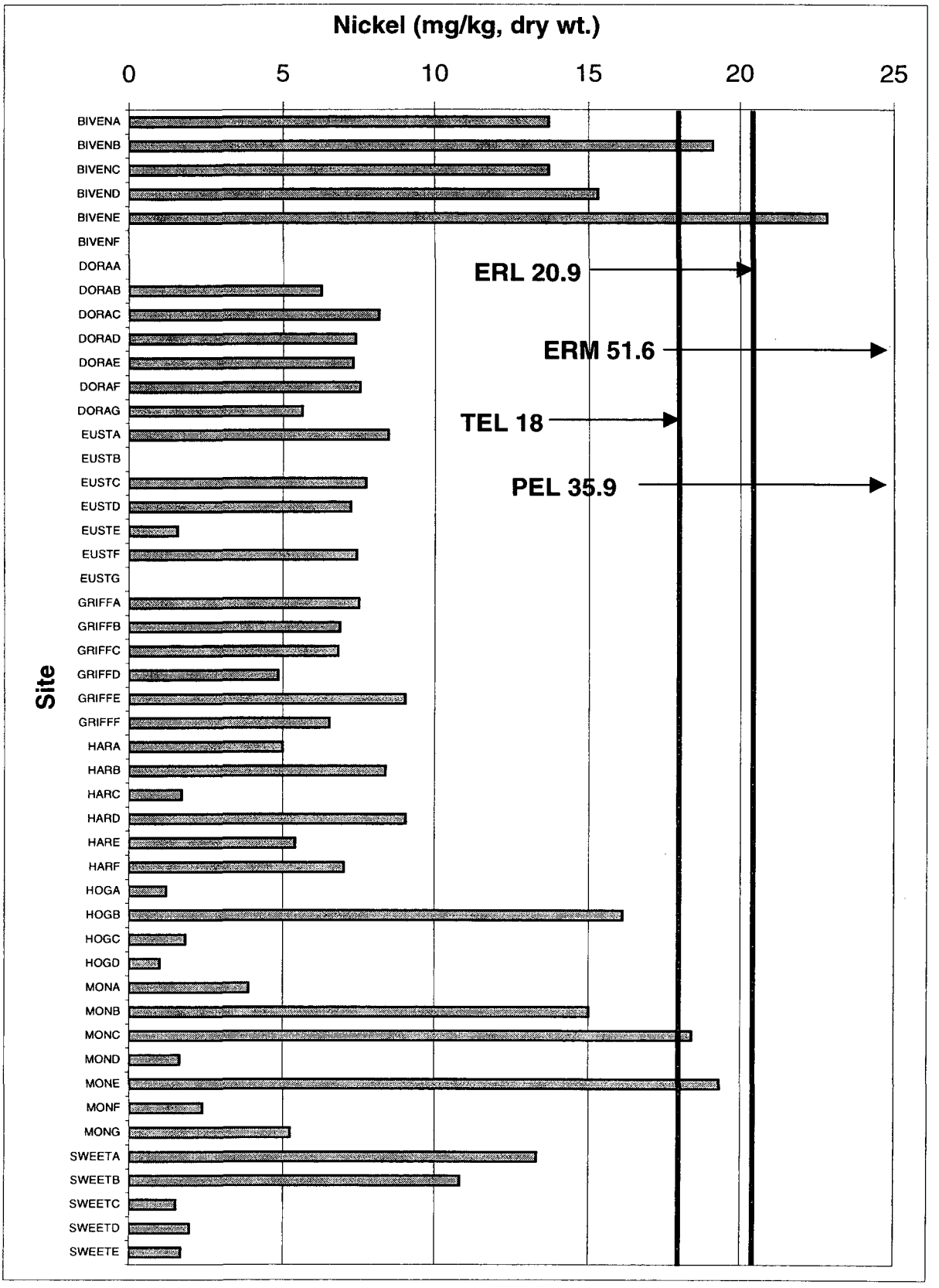
Nickel (mg/kg, dry wt.)
0
5
10
15
20
25
Site
BIVENA
BIVENB
BIVENC
BIVEND
BIVENE
BIVENF
DORAA
DORAB
DORAC
DORAD
DORAE
DORAF
DORAG
EUSTA
EUSTB
EUSTC
EUSTD
EUSTE
EUSTF
EUSTG
GRIFFA
GRIFFB
GRIFFC
GRIFFD
GRIFFE
GRIFFF
HARA
HARB
HARC
HARD
HARE
HARF
HOGA
HOGB
HOGC
HOGD
MONA
MONB
MONC
MOND
MONE
MONF
MONG
SWEETA
SWEETB
SWEETC
SWEETD
SWEETE
ERL 20.9
ERM 51.6
TEL 18
PEL 35.9

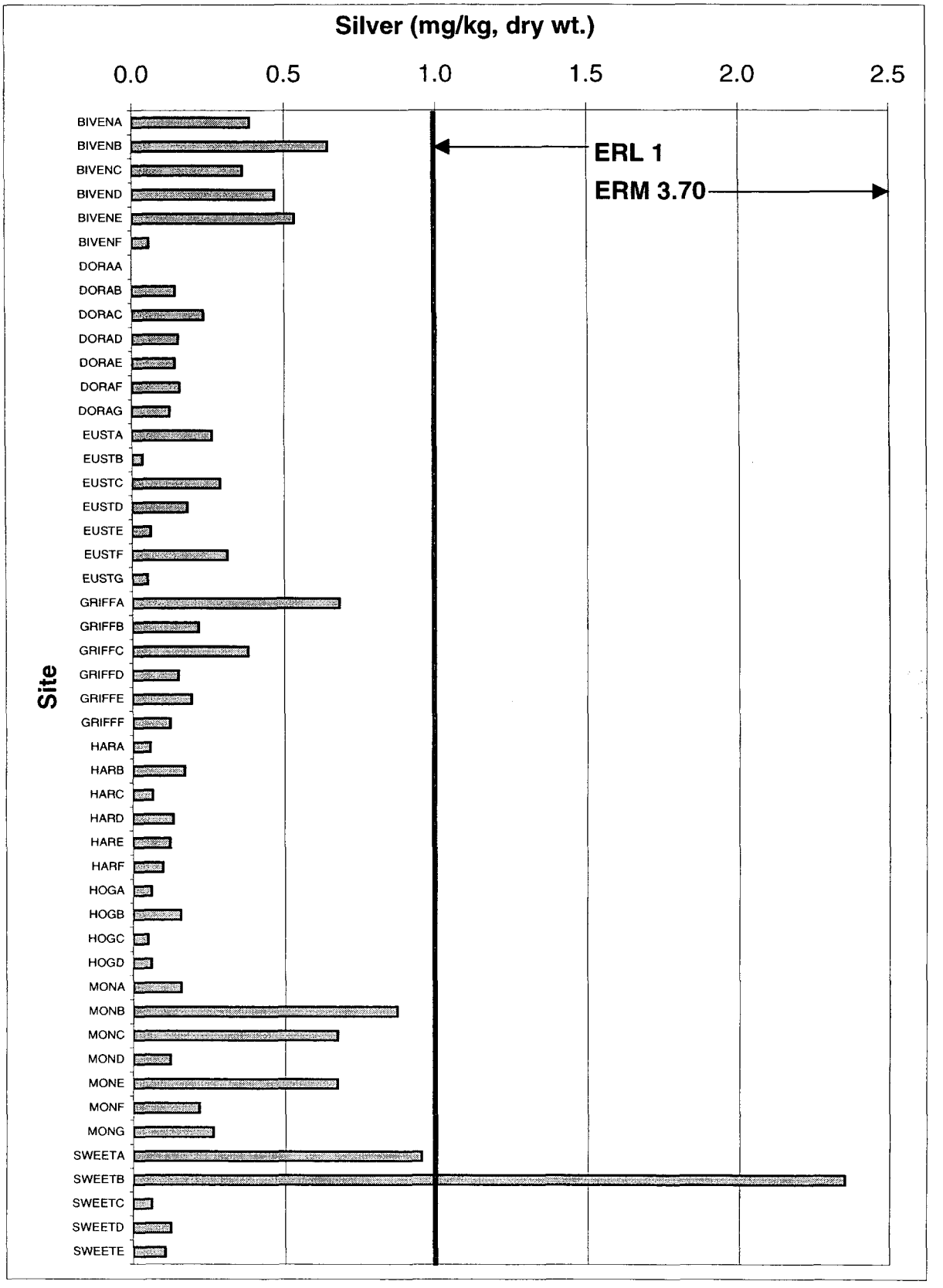
Silver (mg/kg, dry wt.)
0.0
0.5
1.0
1.5
2.0
2.5
ERL 1
ERM 3.70
Site
BIVENA
BIVENB
BIVENC
BIVEND
BIVENE
BIVENF
DORAA
DORAB
DORAC
DORAD
DORAE
DORAF
DORAG
EUSTA
EUSTB
EUSTC
EUSTD
EUSTE
EUSTF
EUSTG
GRIFFA
GRIFFB
GRIFFC
GRIFFD
GRIFFE
GRIFFF
HARA
HARB
HARC
HARD
HARE
HARF
HOGA
HOGB
HOGC
HOGD
MONA
MONB
MONC
MOND
MONE
MONF
MONG
SWEETA
SWEETB
SWEETC
SWEETD
SWEETE

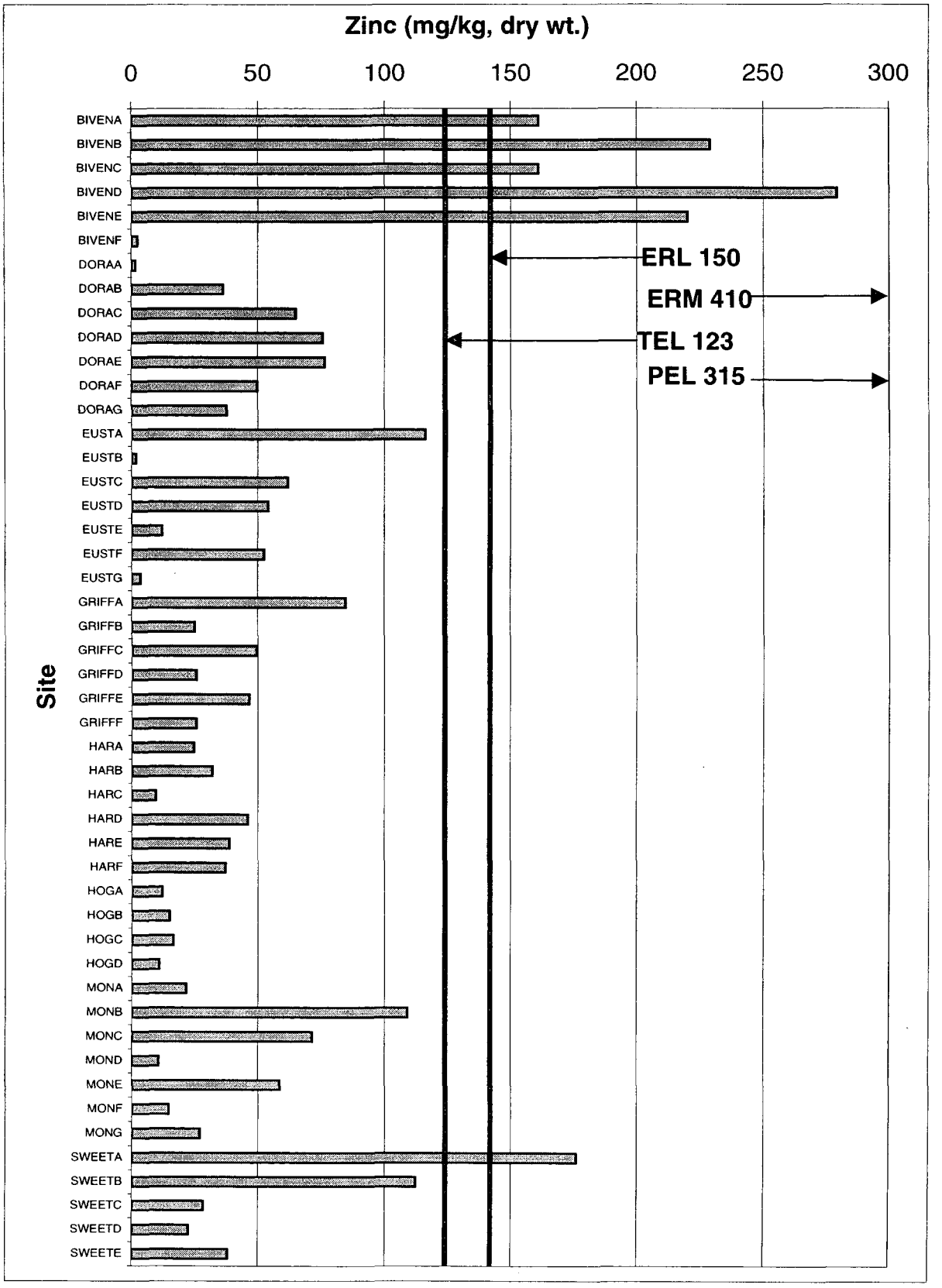
Zinc (mg/kg, dry wt.)
0
50
100
150
200
250
300
Site
BIVENA
BIVENB
BIVENC
BIVEND
BIVENE
BIVENF
DORAA
DORAB
DORAC
DORAD
DORAE
DORAF
DORAG
EUSTA
EUSTB
EUSTC
EUSTD
EUSTE
EUSTF
EUSTG
GRIFFA
GRIFFB
GRIFFC
GRIFFD
GRIFFE
GRIFFF
HARA
HARB
HARC
HARD
HARE
HARF
HOGA
HOGB
HOGC
HOGD
MONA
MONB
MONC
MOND
MONE
MONF
MONG
SWEETA
SWEETB
SWEETC
SWEETD
SWEETE
ERL 150
ERM 410
TEL 123
PEL 315

Appendix O. Contaminant Levels Displayed on Maps

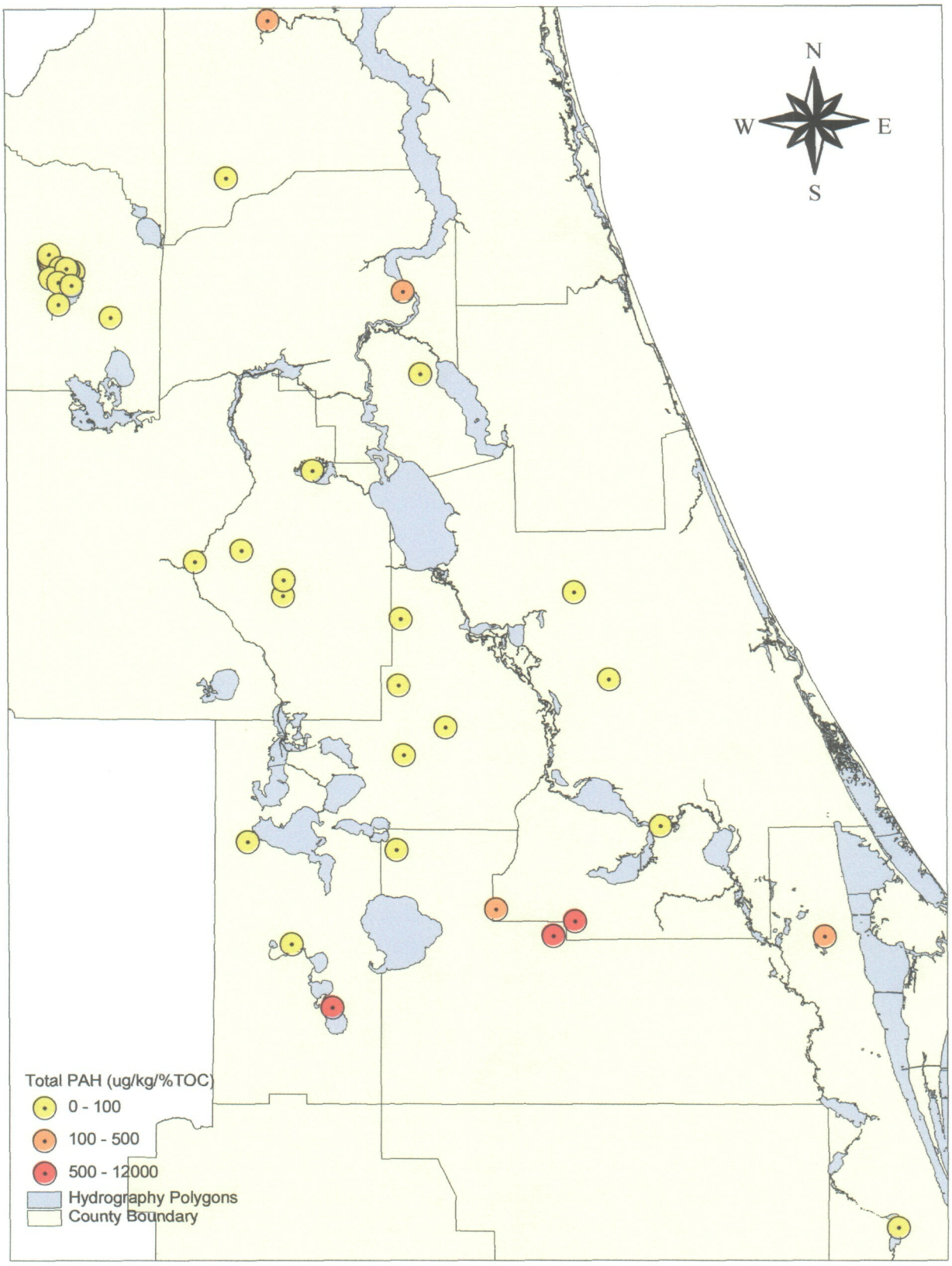
N
W
E
S
Total PAH (ug/kg/%TOC)
0 - 100
100 - 500
500 - 12000
Hydrography Polygons
County Boundary

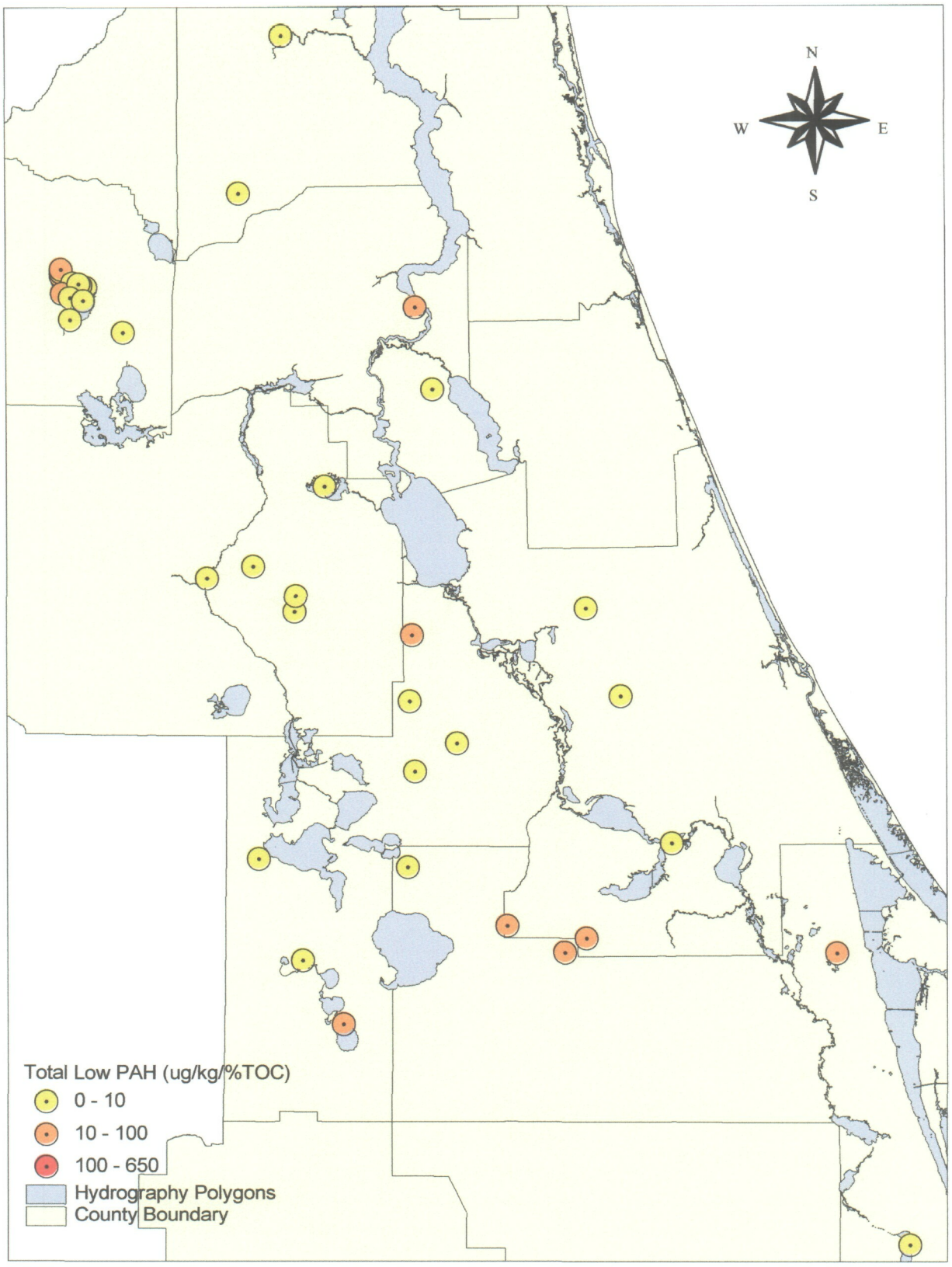
N
W
E
S
Total Low PAH (ug/kg/%TOC)
0 - 10
10 - 100
100 - 650
Hydrography Polygons
County Boundary

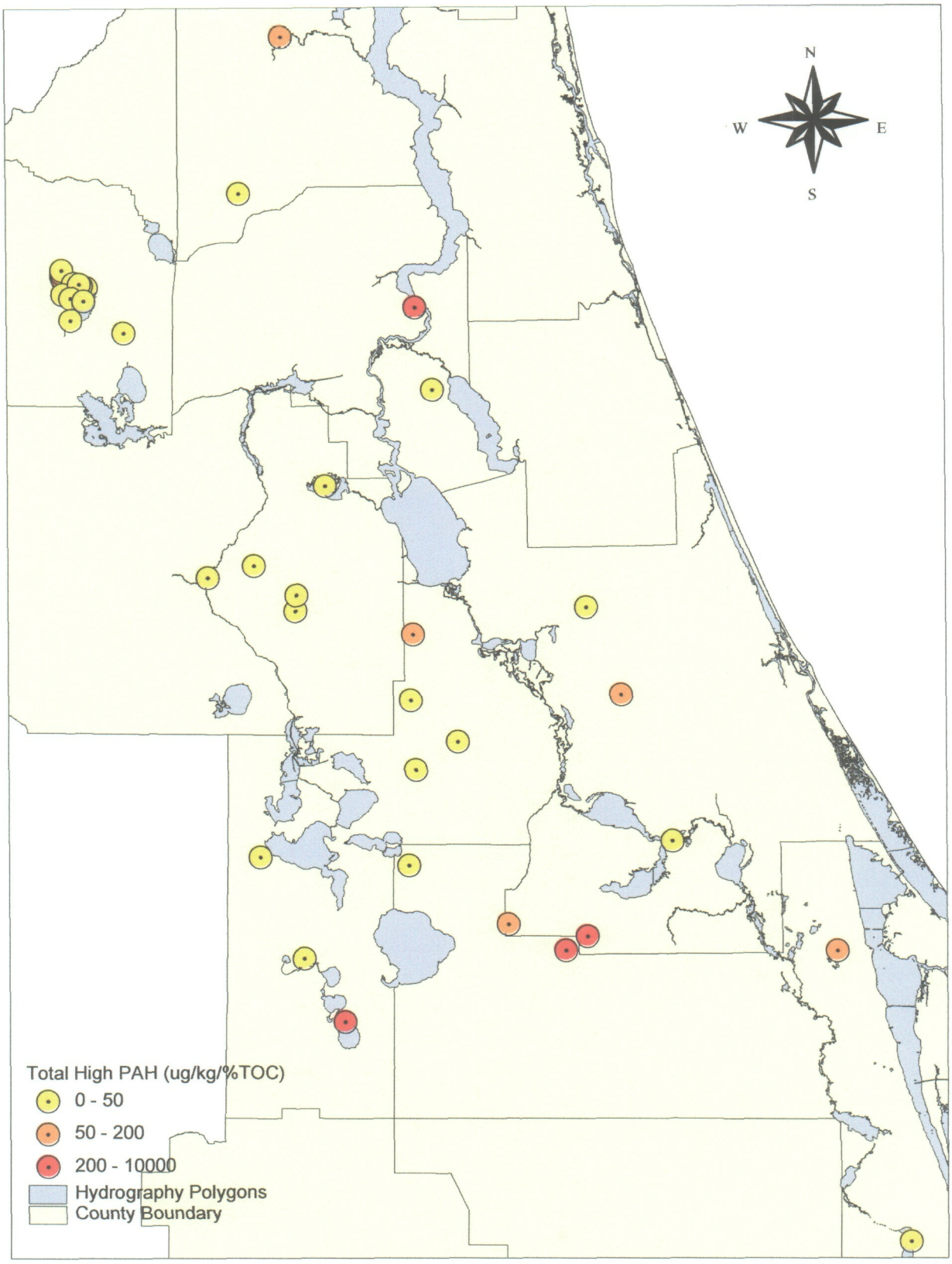
N
W
E
S
Total High PAH (ug/kg/%TOC)
0 - 50
50 - 200
200 - 10000
Hydrography Polygons
County Boundary

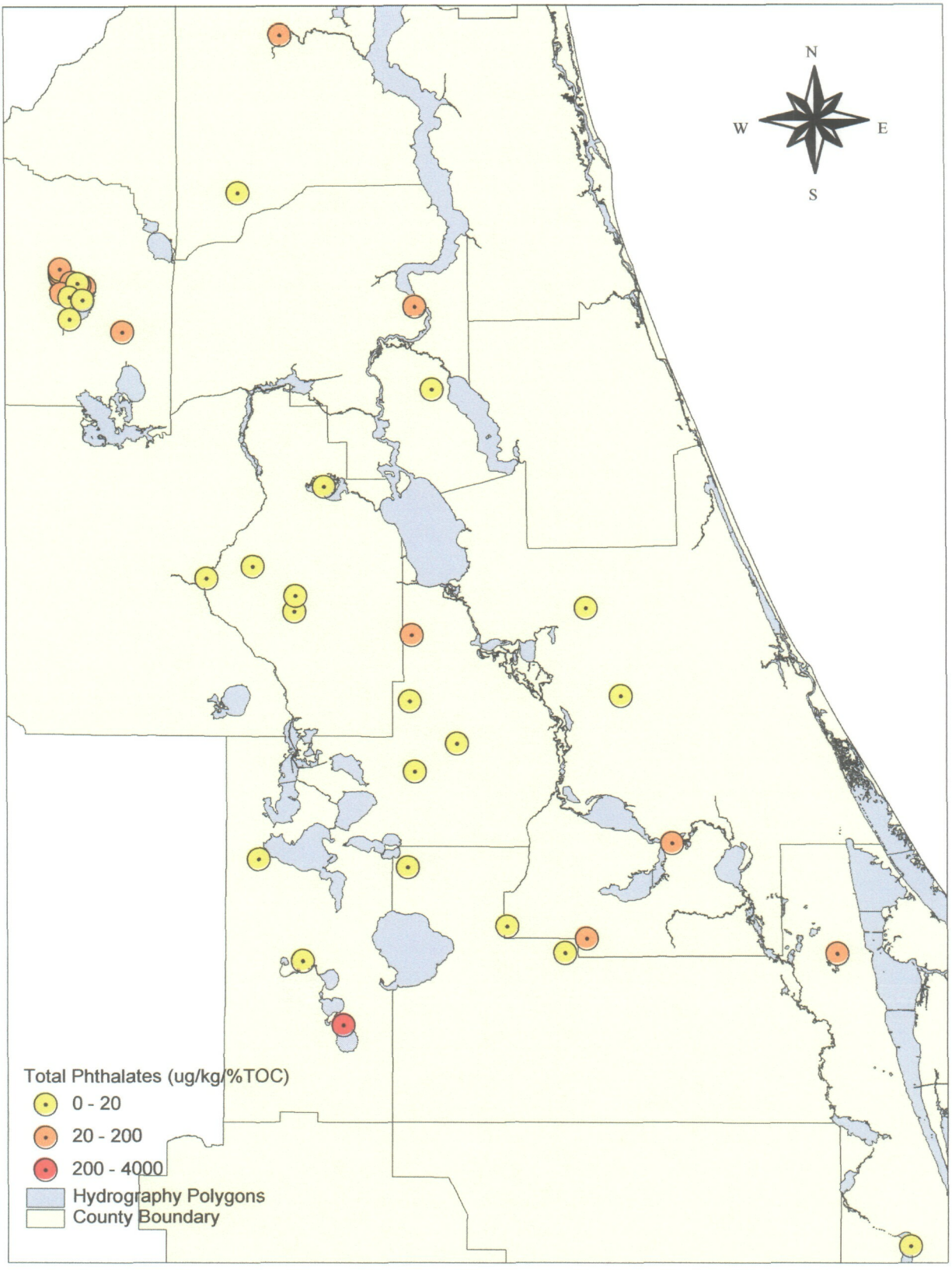
N
W
E
S
Total Phthalates (ug/kg/%TOC)
0 - 20
20 - 200
200 - 4000
Hydrography Polygons
County Boundary

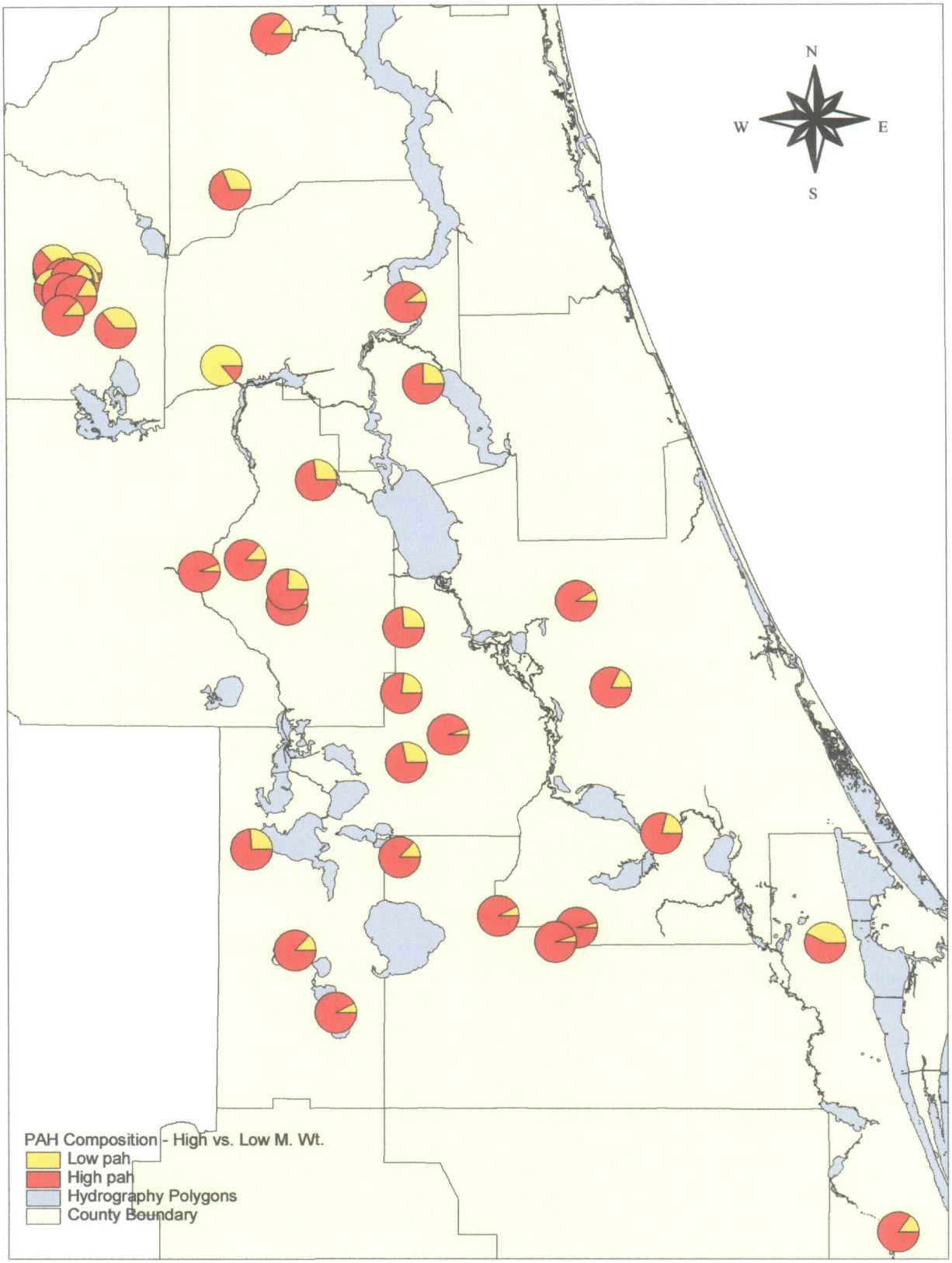
N
W
E
S
PAH Composition - High vs. Low M. Wt.
Low pah
High pah
Hydrography Polygons
County Boundary

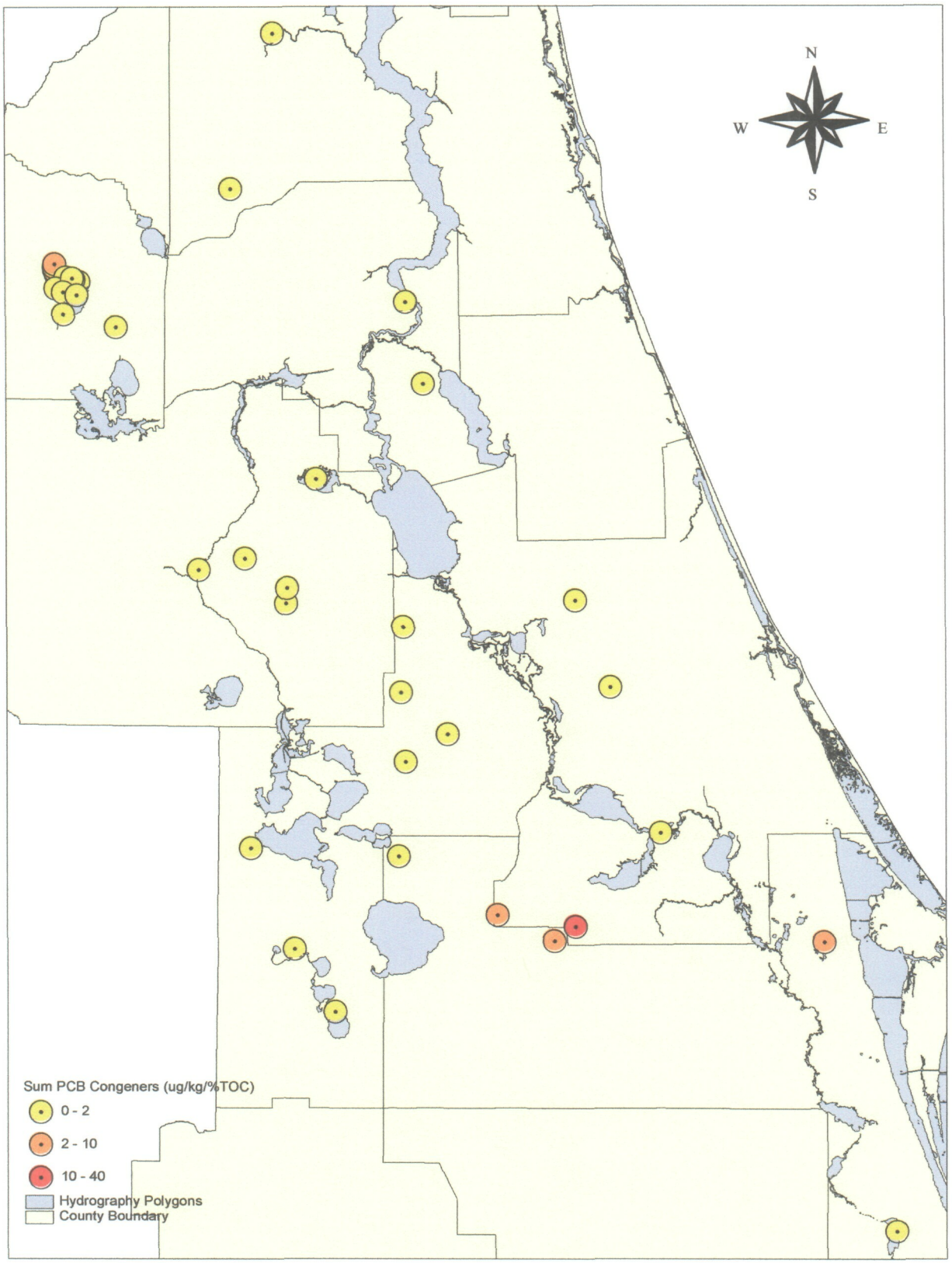
N
W
E
S
Sum PCB Congeners (ug/kg/%TOC)
0 - 2
2 - 10
10 - 40
Hydrography Polygons
County Boundary

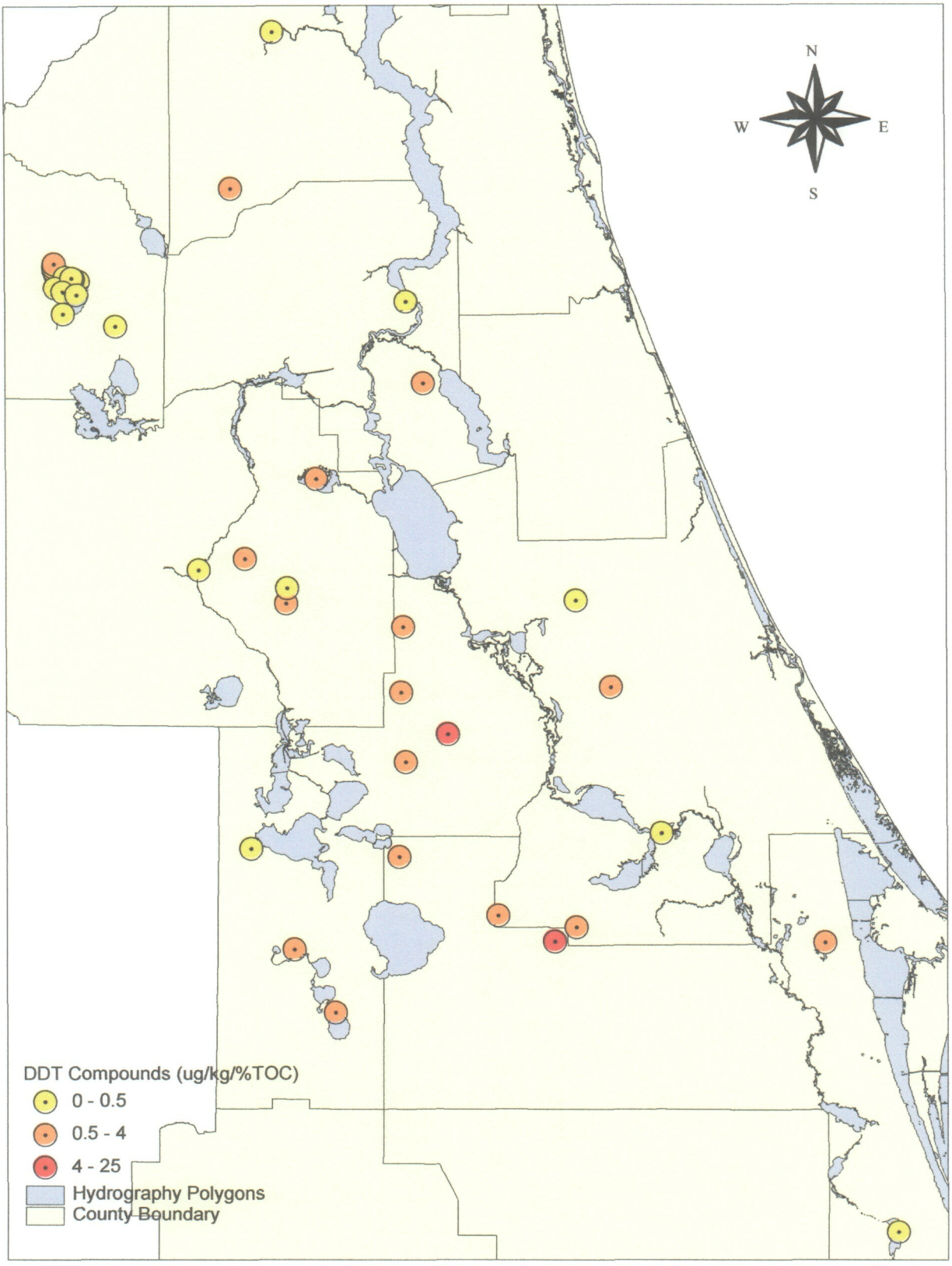
N
W
E
S
DDT Compounds (ug/kg/%TOC)
0 - 0.5
0.5 - 4
4 - 25
Hydrography Polygons
County Boundary

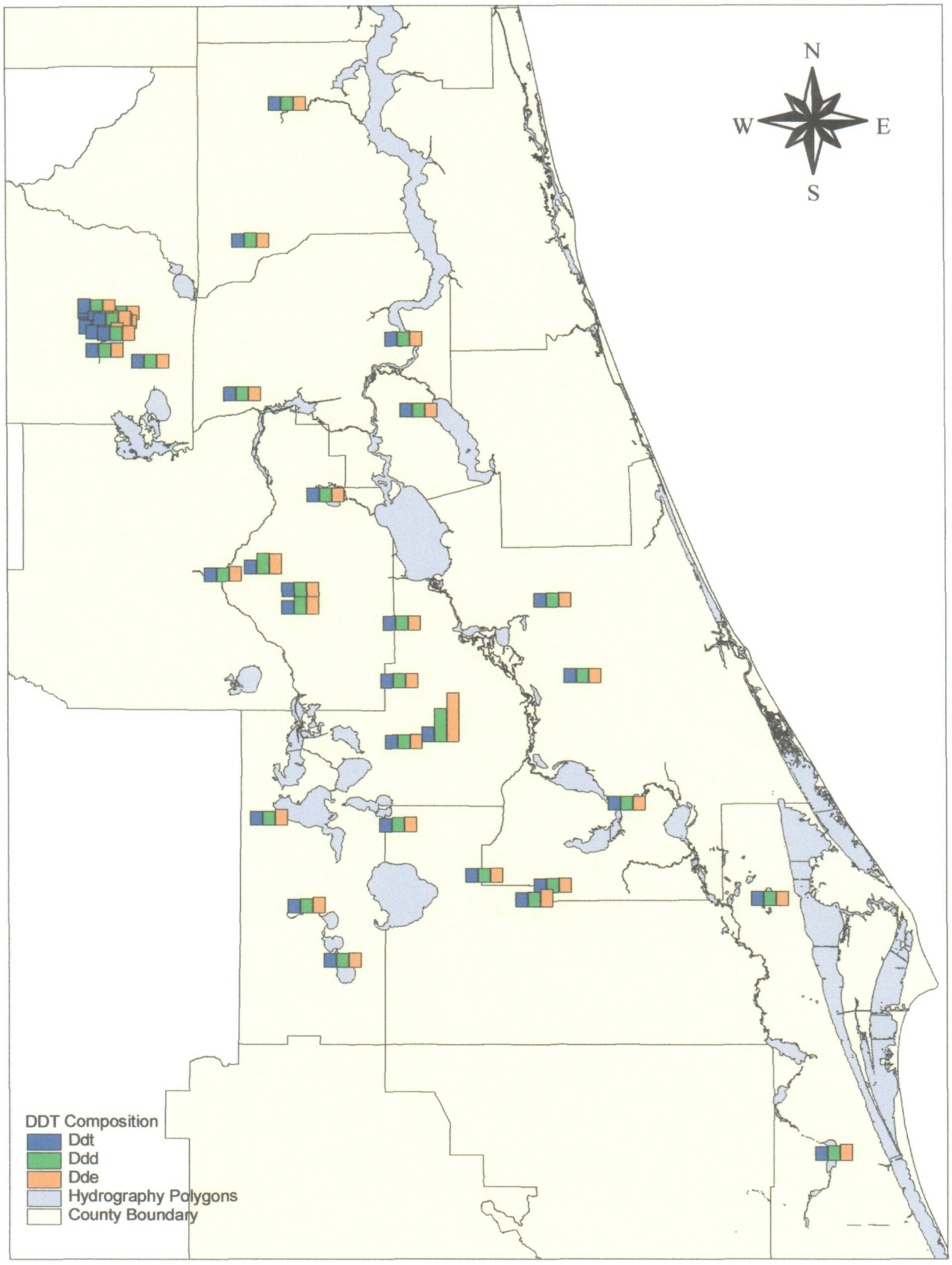
N
W
E
S
DDT Composition
Ddt
Ddd
Dde
Hydrography Polygons
County Boundary

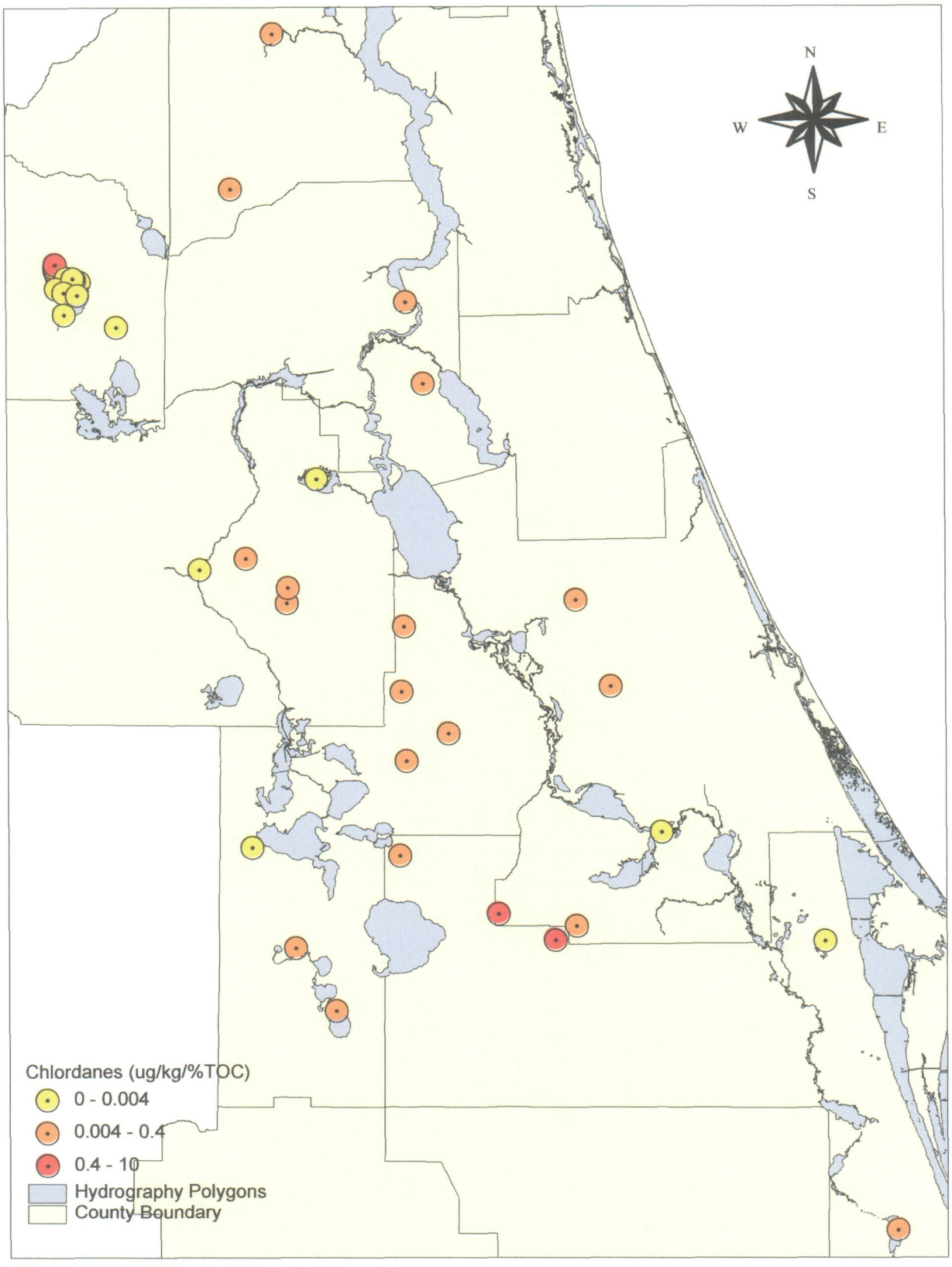
N
W
E
S
Chlordanes (ug/kg/%TOC)
0 - 0.004
0.004 - 0.4
0.4 - 10
Hydrography Polygons
County Boundary

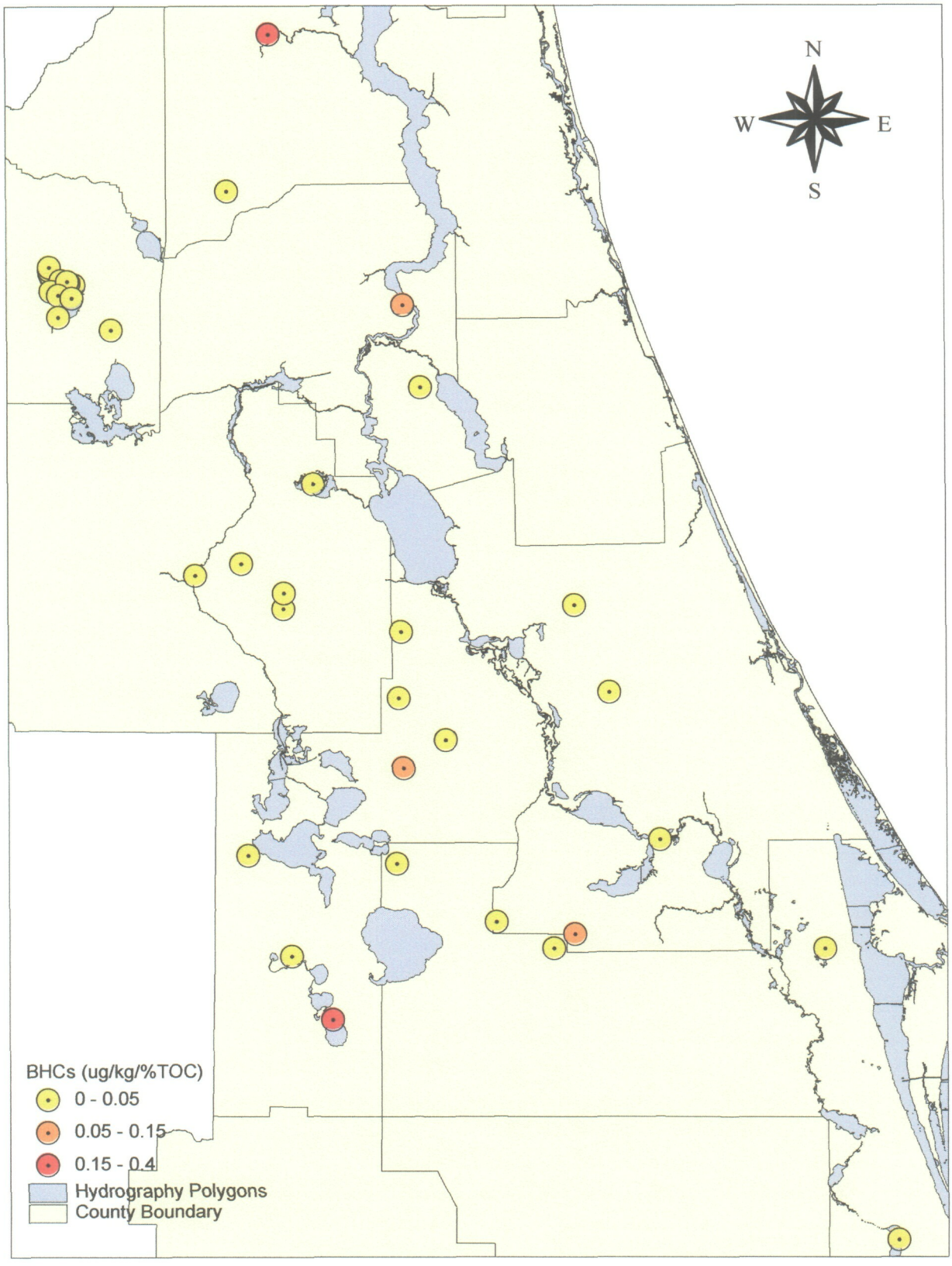
N
W
E
S
BHCs (ug/kg/%TOC)
0 - 0.05
0.05 - 0.15
0.15 - 0.4
Hydrography Polygons
County Boundary

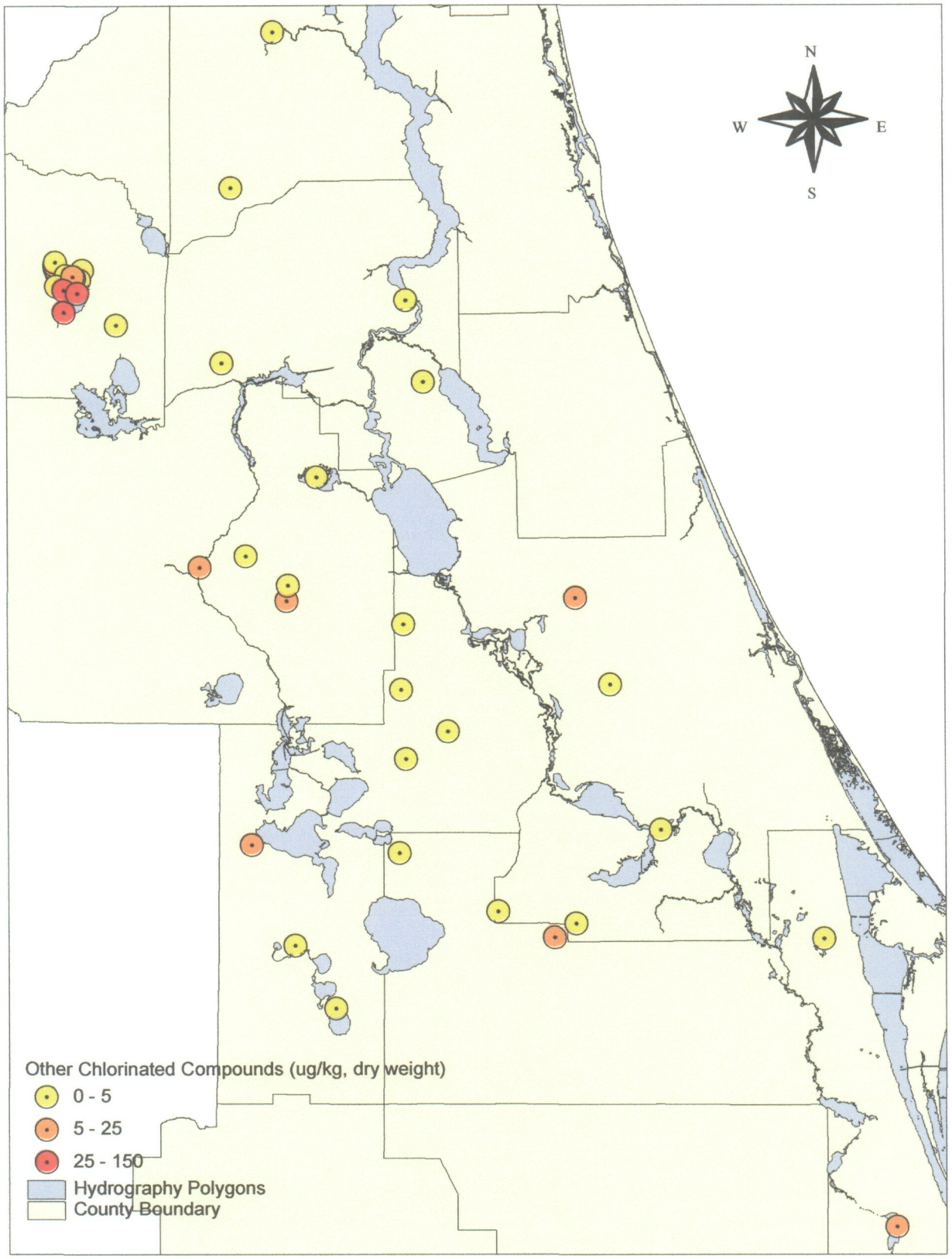
N
W
E
S
Other Chlorinated Compounds (ug/kg, dry weight)
0 - 5
5 - 25
25 - 150
Hydrography Polygons
County Boundary

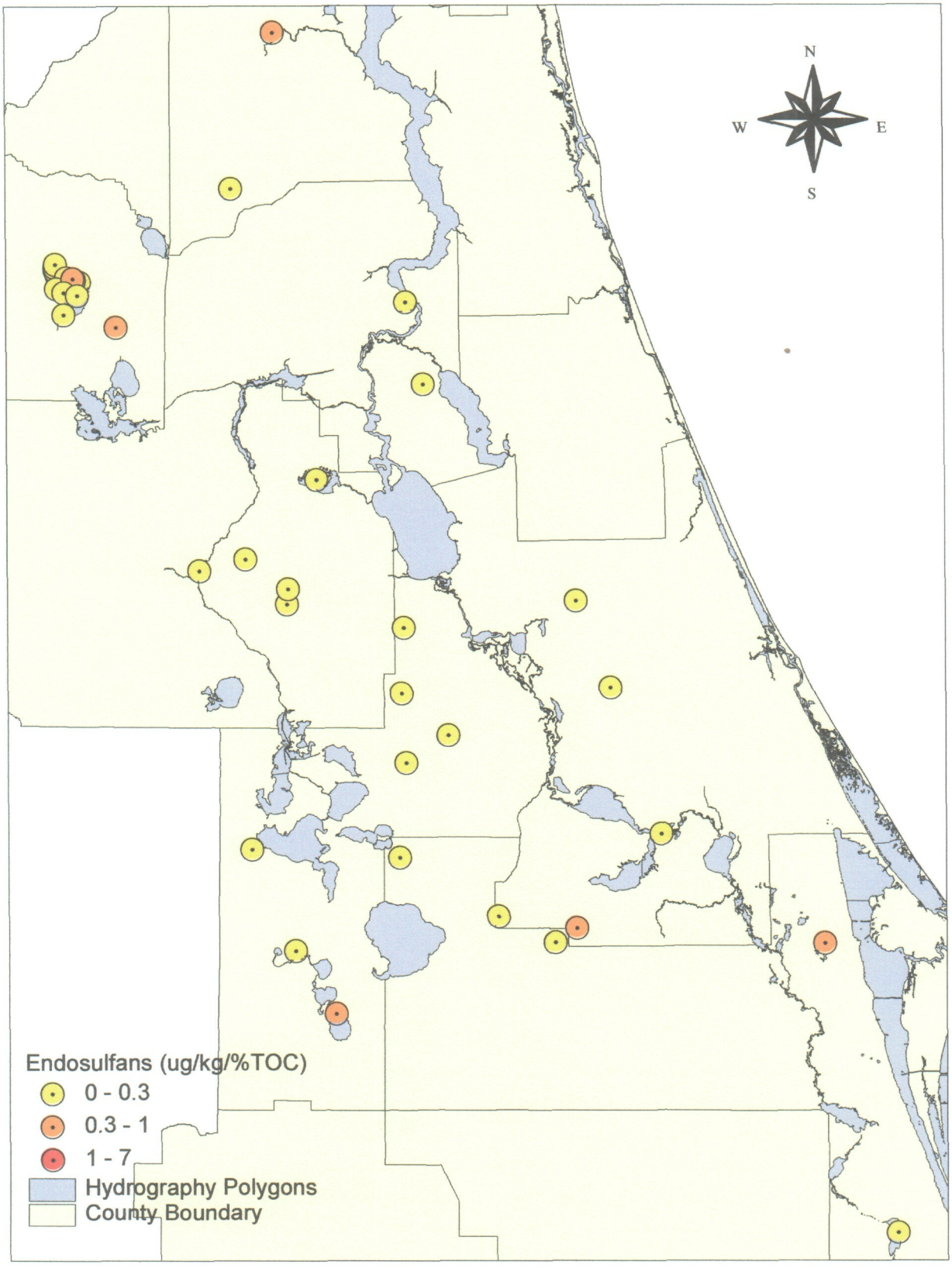
N
W
E
S
Endosulfans (ug/kg/%TOC)
0 - 0.3
0.3 - 1
1 - 7
Hydrography Polygons
County Boundary

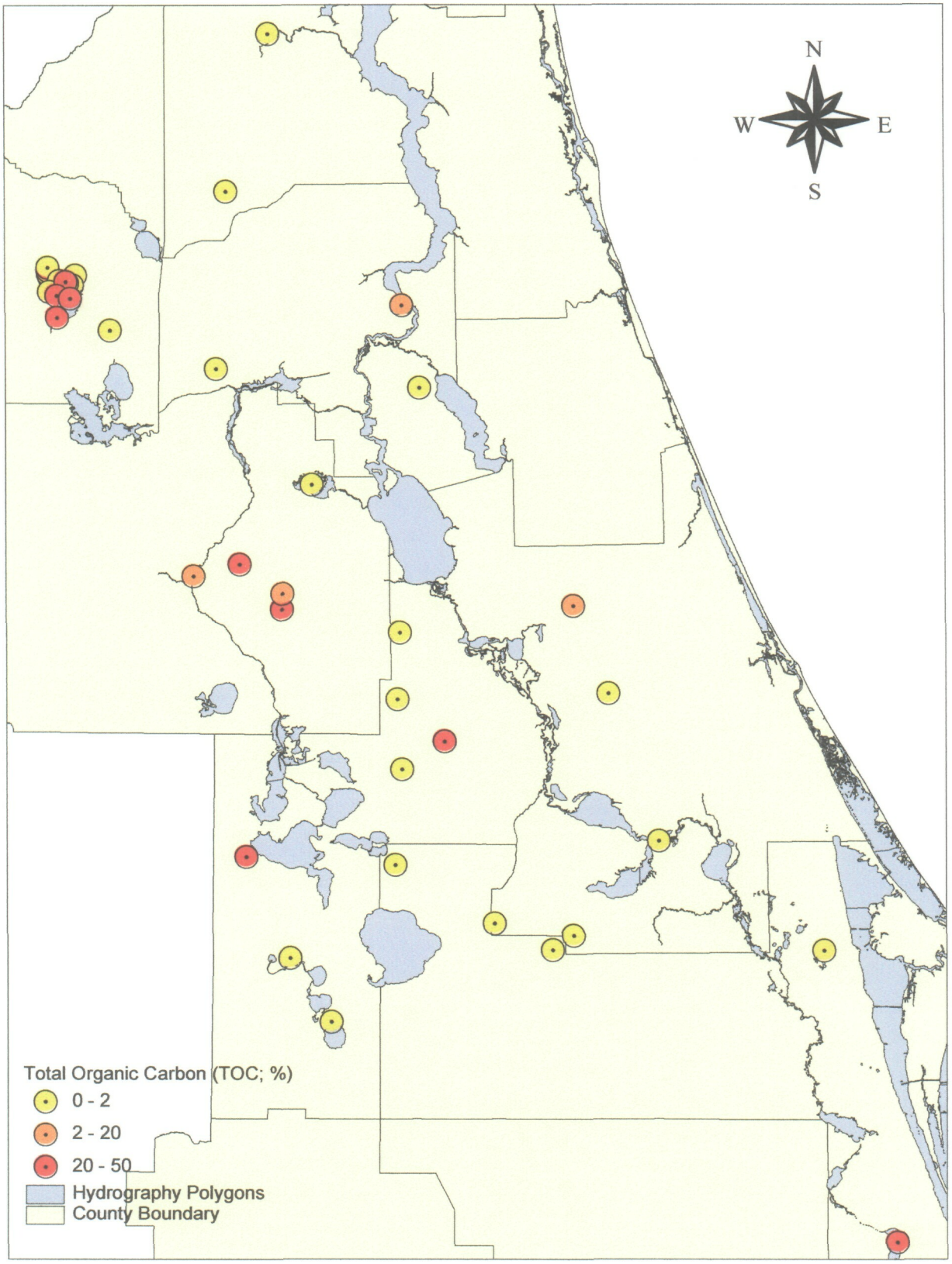
N
W
E
S
Total Organic Carbon (TOC; %)
0 - 2
2 - 20
20 - 50
Hydrography Polygons
County Boundary

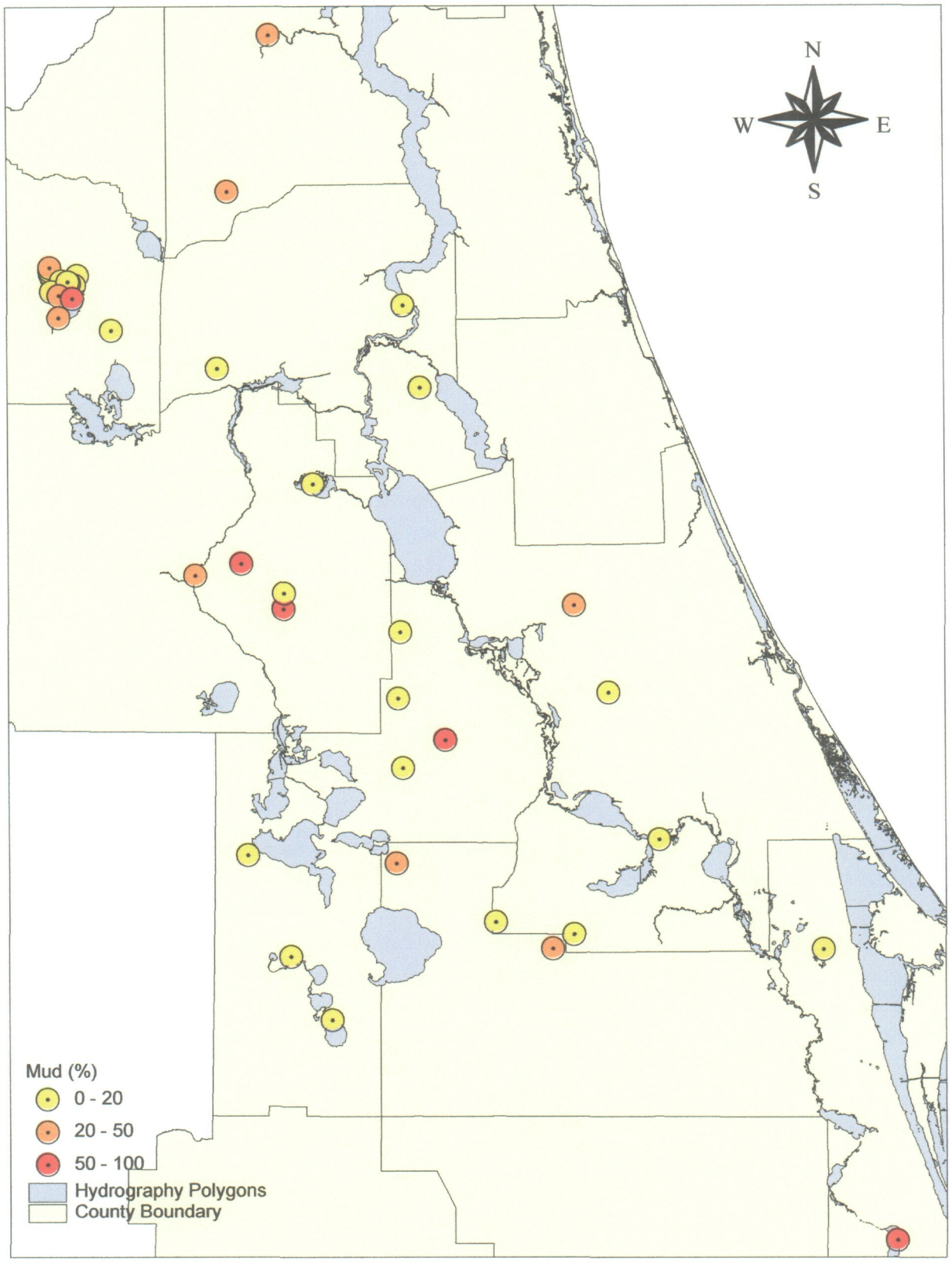
N
W
E
S
Mud (%)
0 - 20
20 - 50
50 - 100
Hydrography Polygons
County Boundary

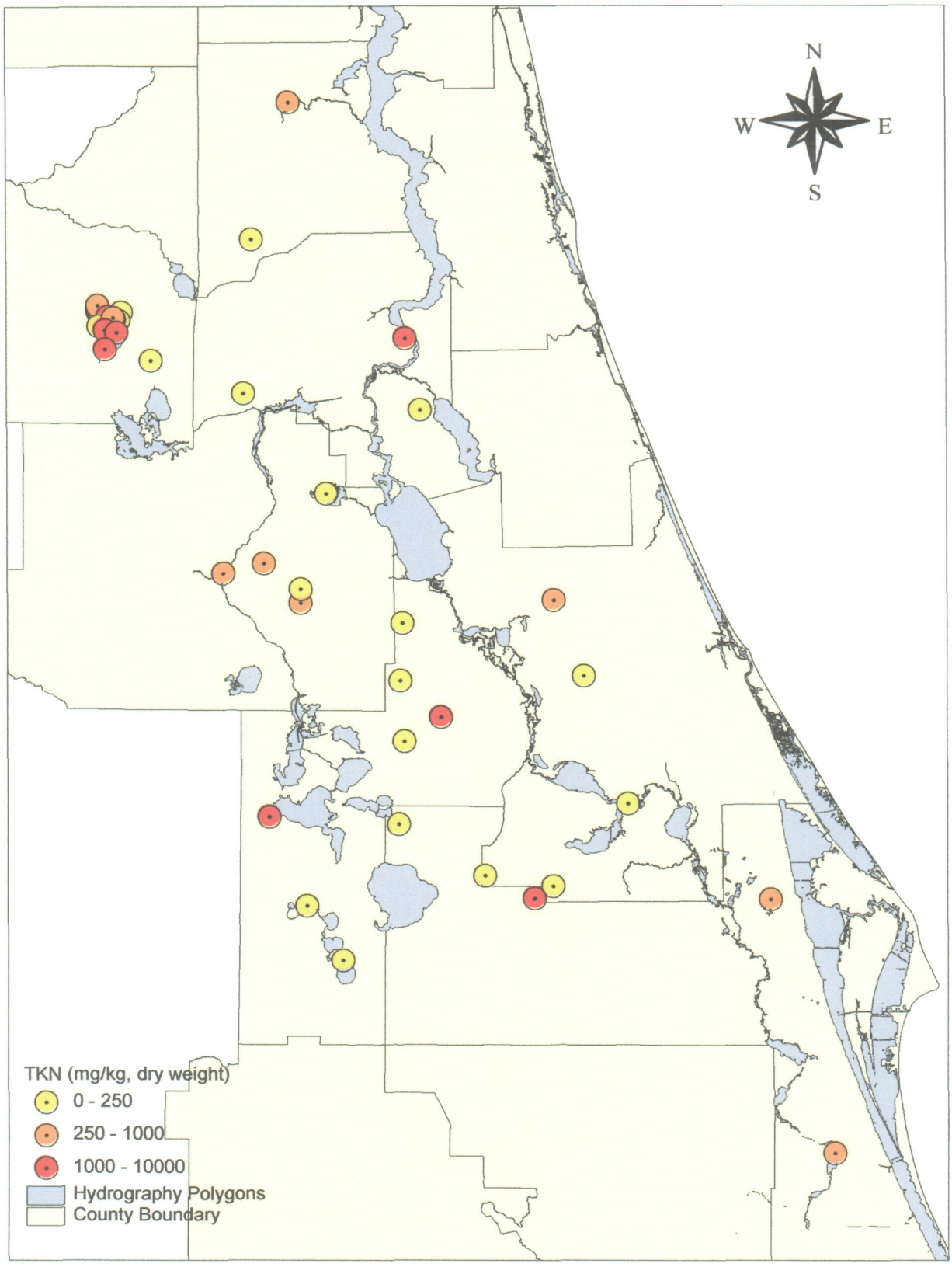
N
W
E
S
TKN (mg/kg, dry weight)
0 - 250
250 - 1000
1000 - 10000
Hydrography Polygons
County Boundary

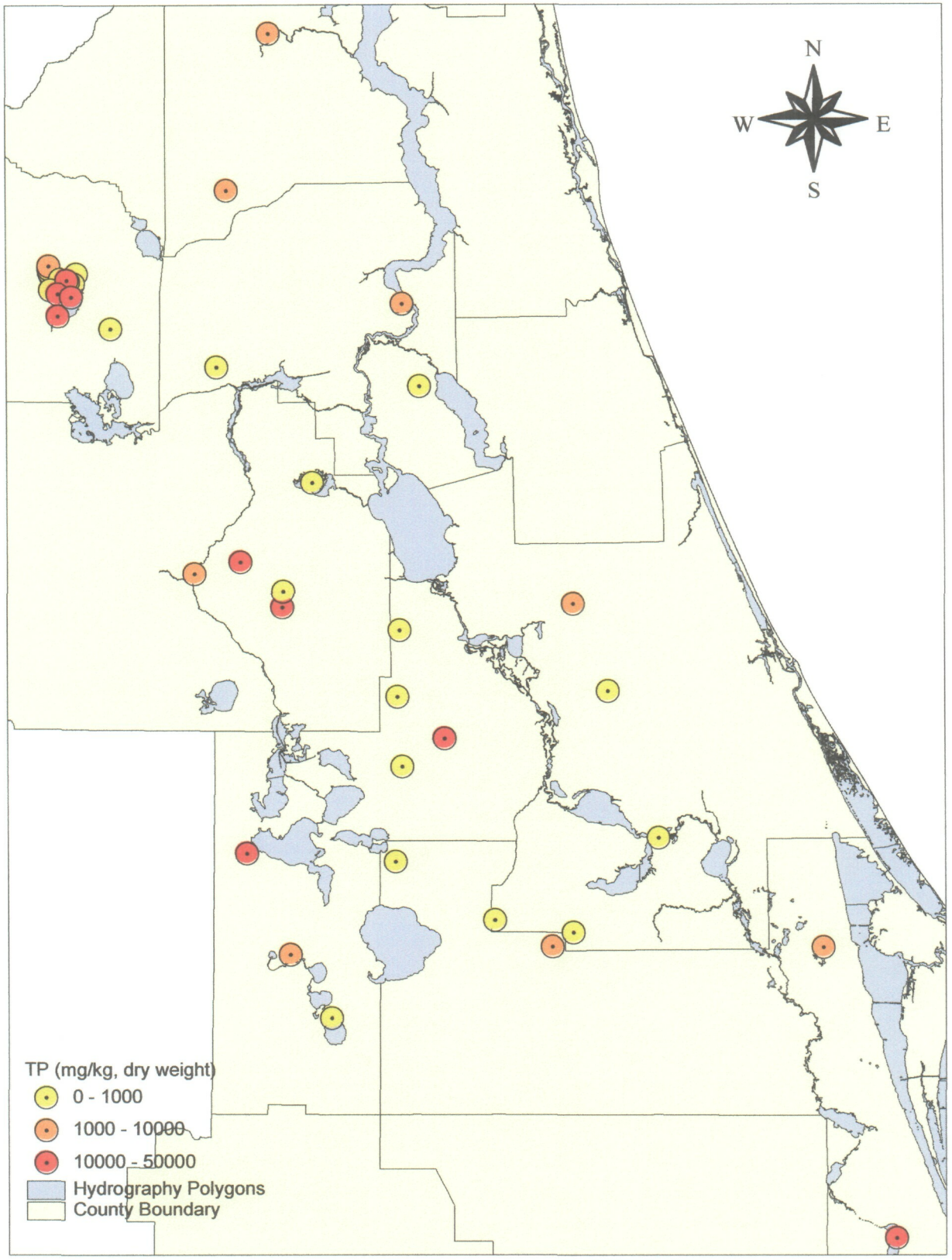
N
W
E
S
TP (mg/kg, dry weight)
0 - 1000
1000 - 10000
10000 - 50000
Hydrography Polygons
County Boundary

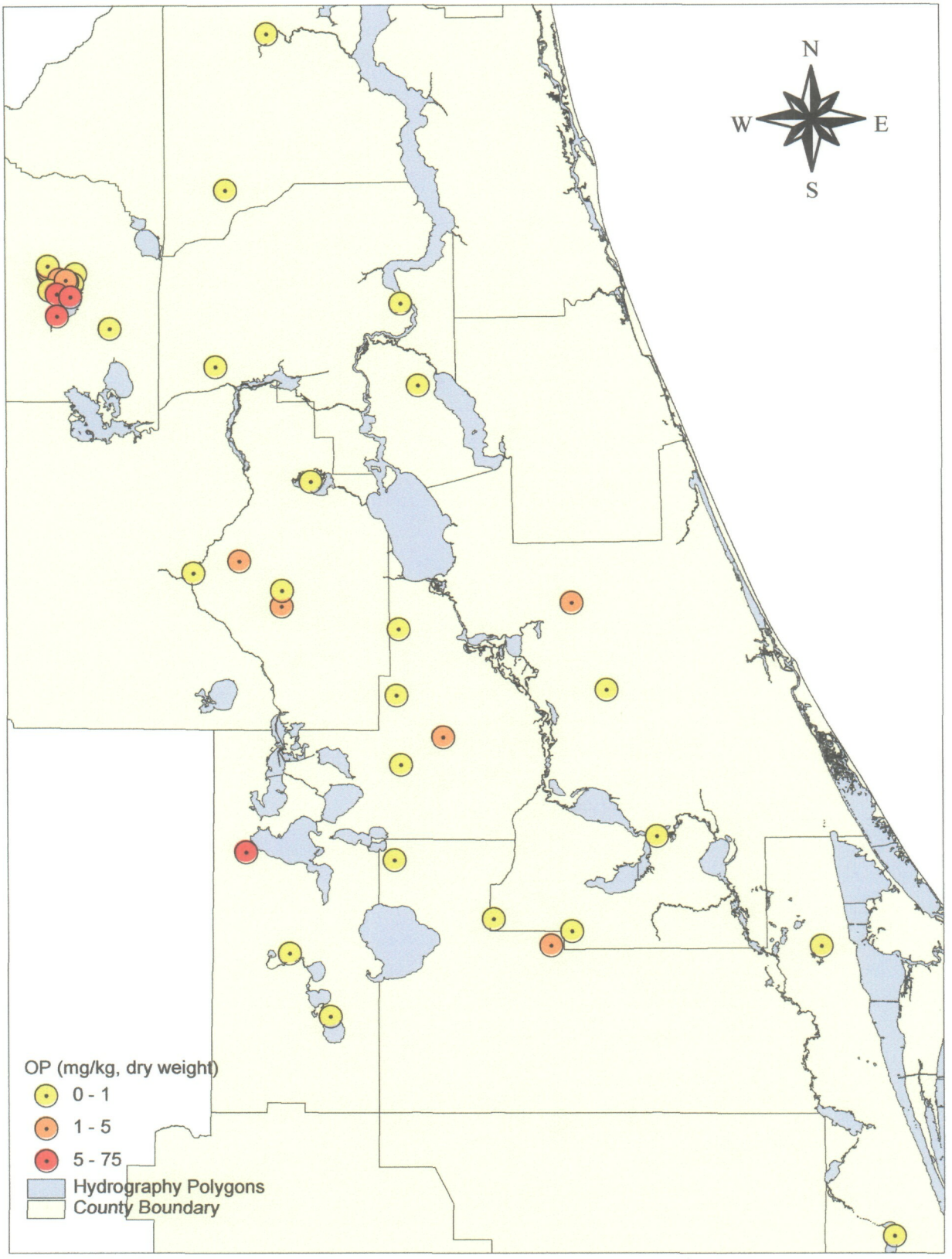
N
W
E
S
OP (mg/kg, dry weight)
0 - 1
1 - 5
5 - 75
Hydrography Polygons
County Boundary

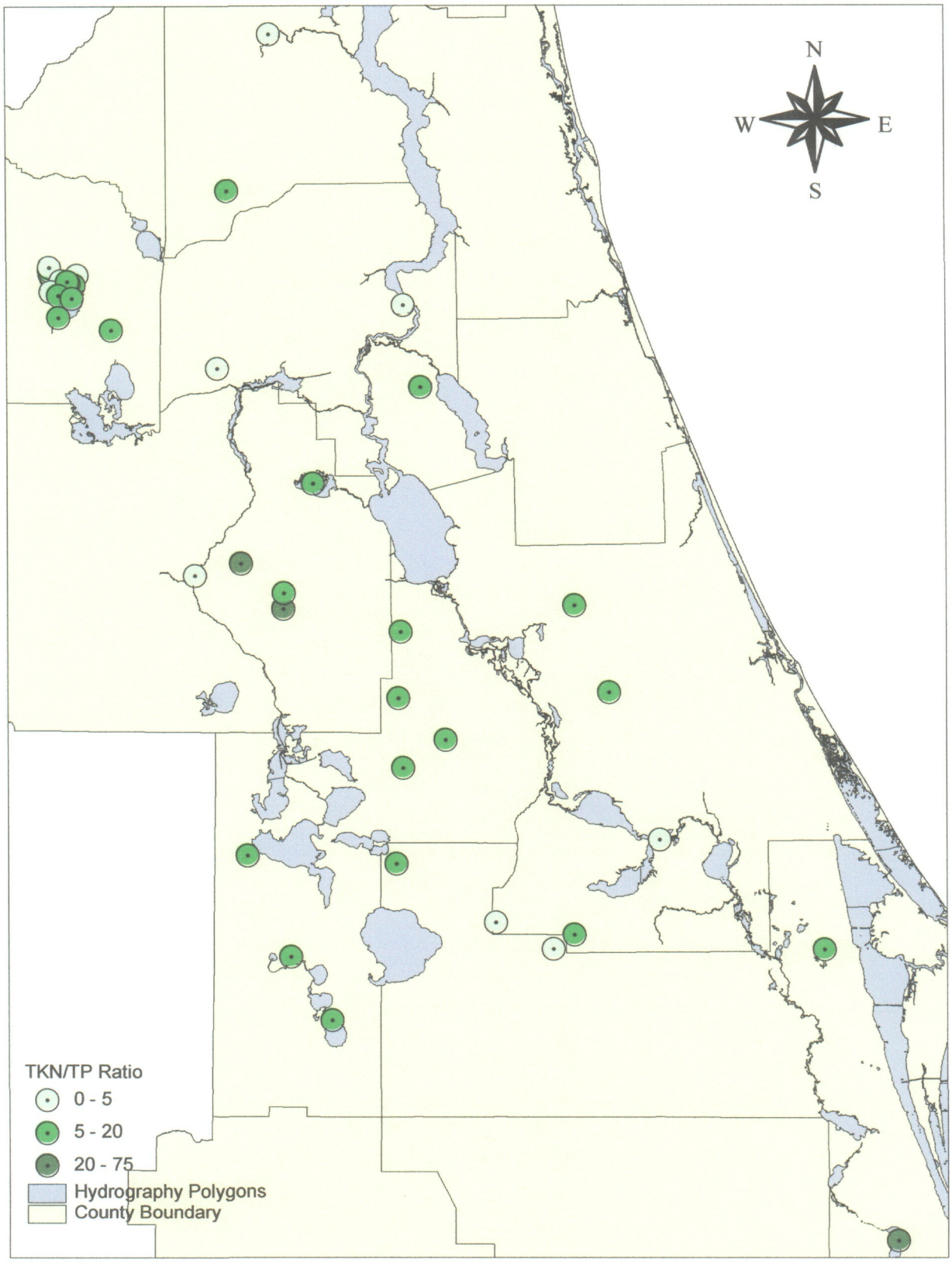
N
W
E
S
TKN/TP Ratio
0 - 5
5 - 20
20 - 75
Hydrography Polygons
County Boundary

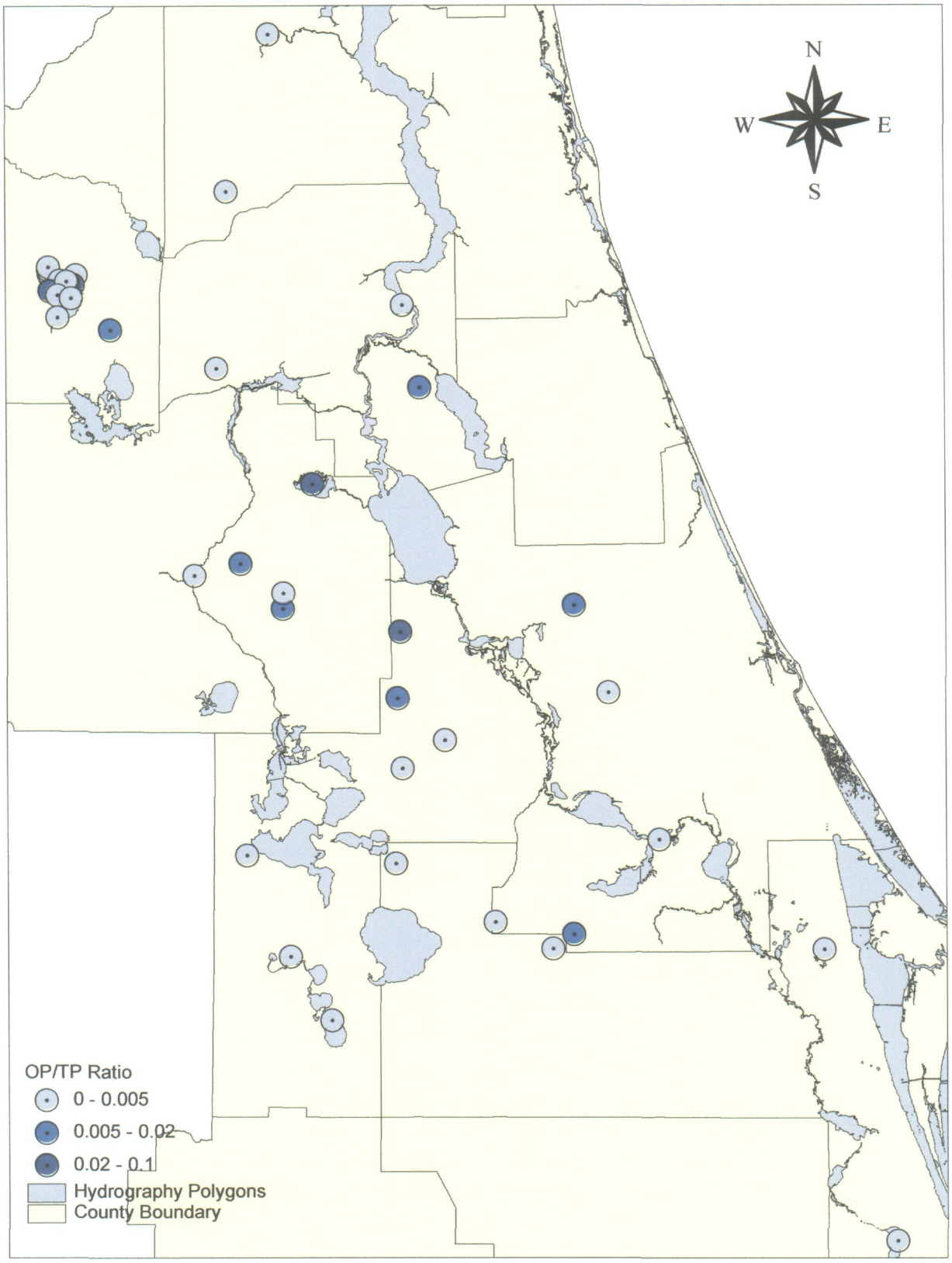
N
W
E
S
OP/TP Ratio
0 - 0.005
0.005 - 0.02
0.02 - 0.1
Hydrography Polygons
County Boundary

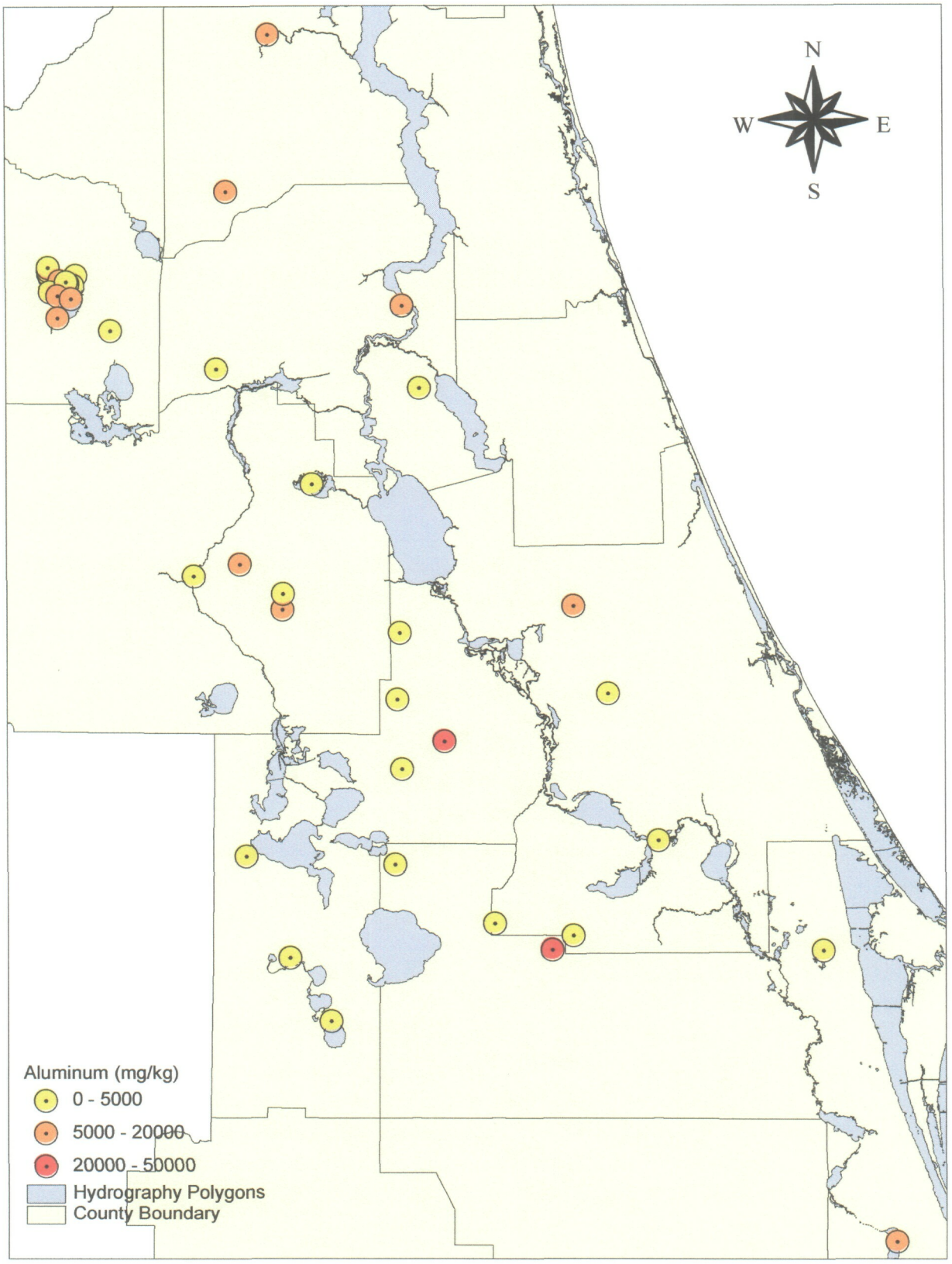
N
W
E
S
Aluminum (mg/kg)
0 - 5000
5000 - 20000
20000 - 50000
Hydrography Polygons
County Boundary

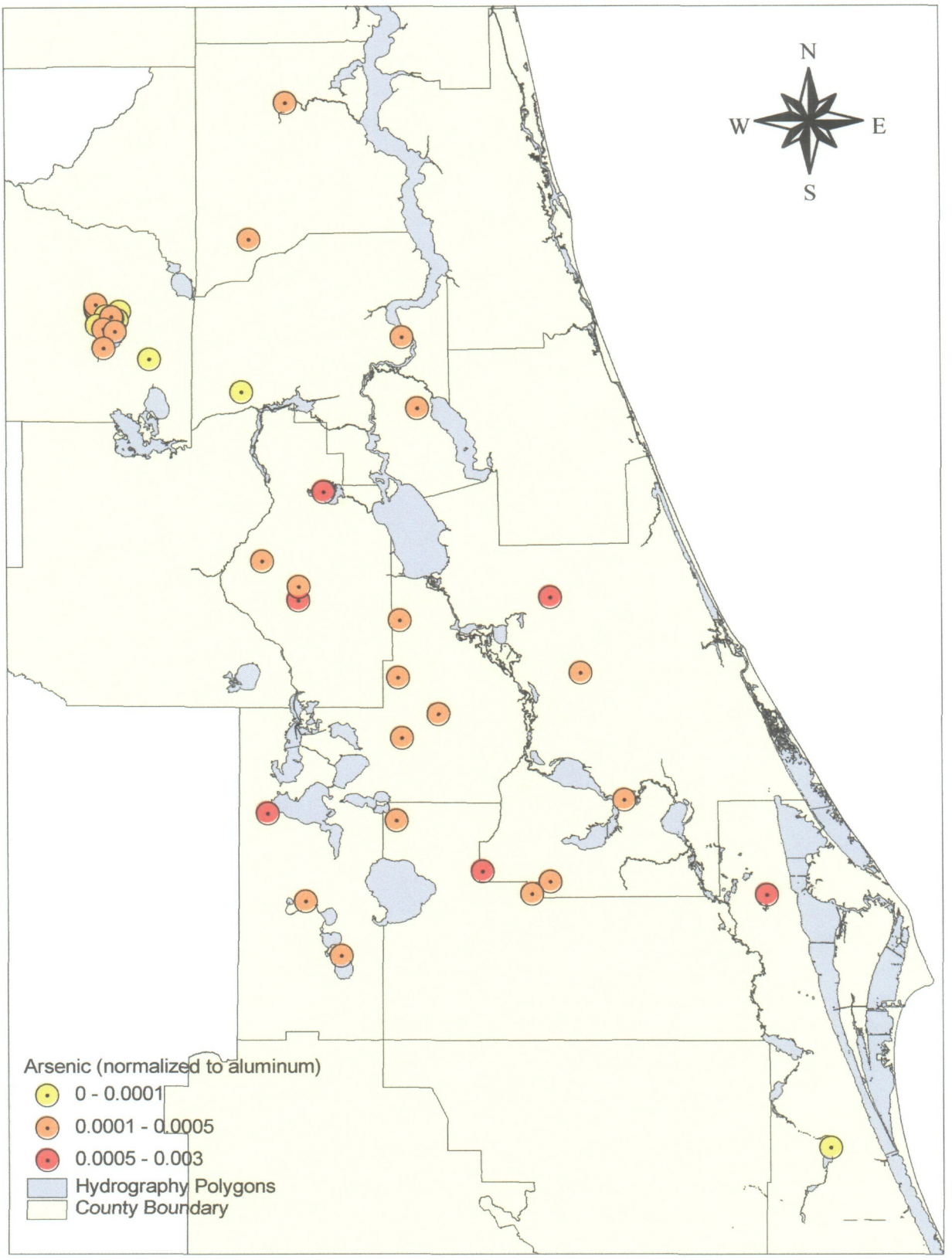
N
W
E
S
Arsenic (normalized to aluminum)
0 - 0.0001
0.0001 - 0.0005
0.0005 - 0.003
Hydrography Polygons
County Boundary

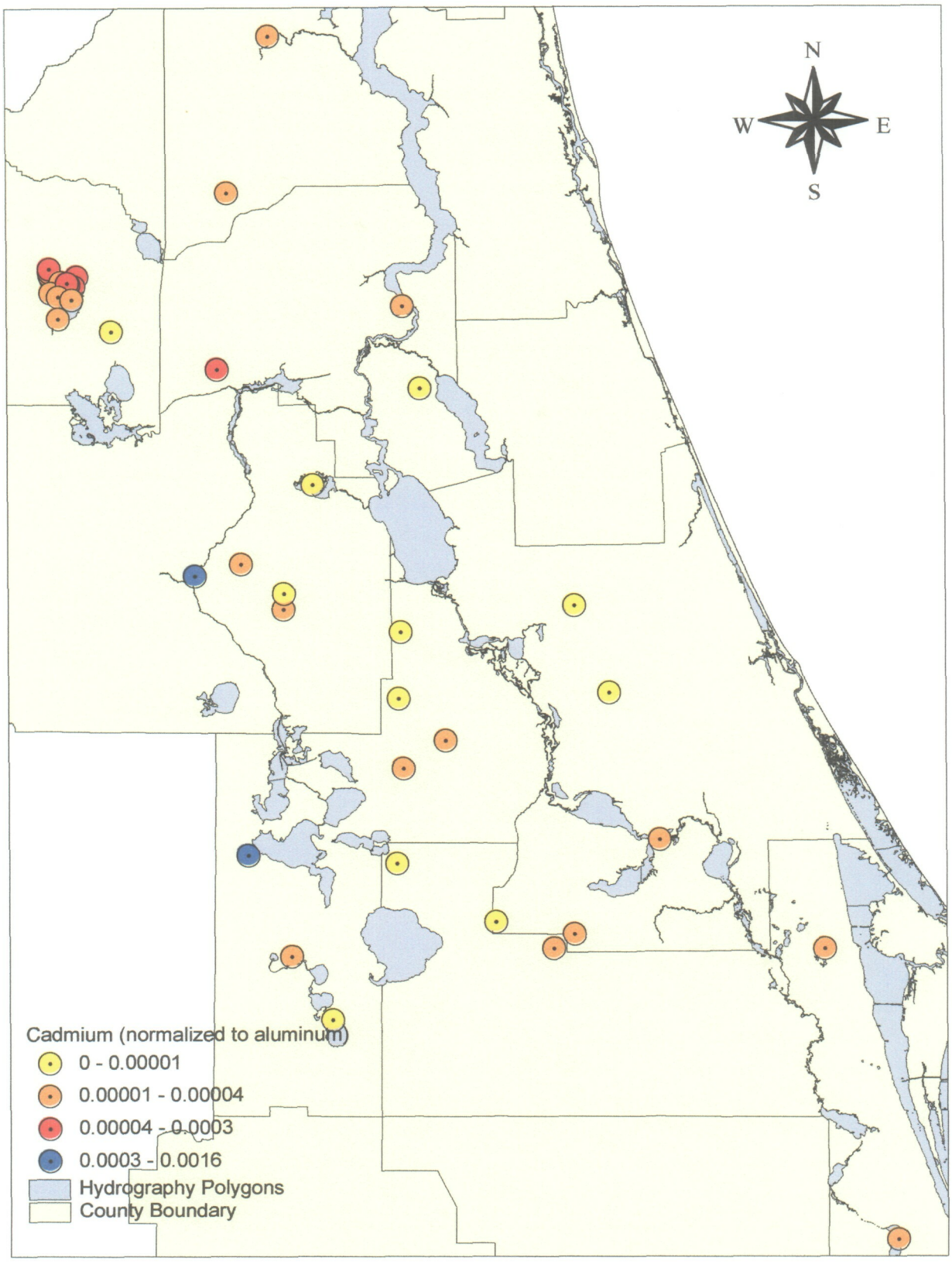
N
W
E
S
Cadmium (normalized to aluminum)
0 - 0.00001
0.00001 - 0.00004
0.00004 - 0.0003
0.0003 - 0.0016
Hydrography Polygons
County Boundary

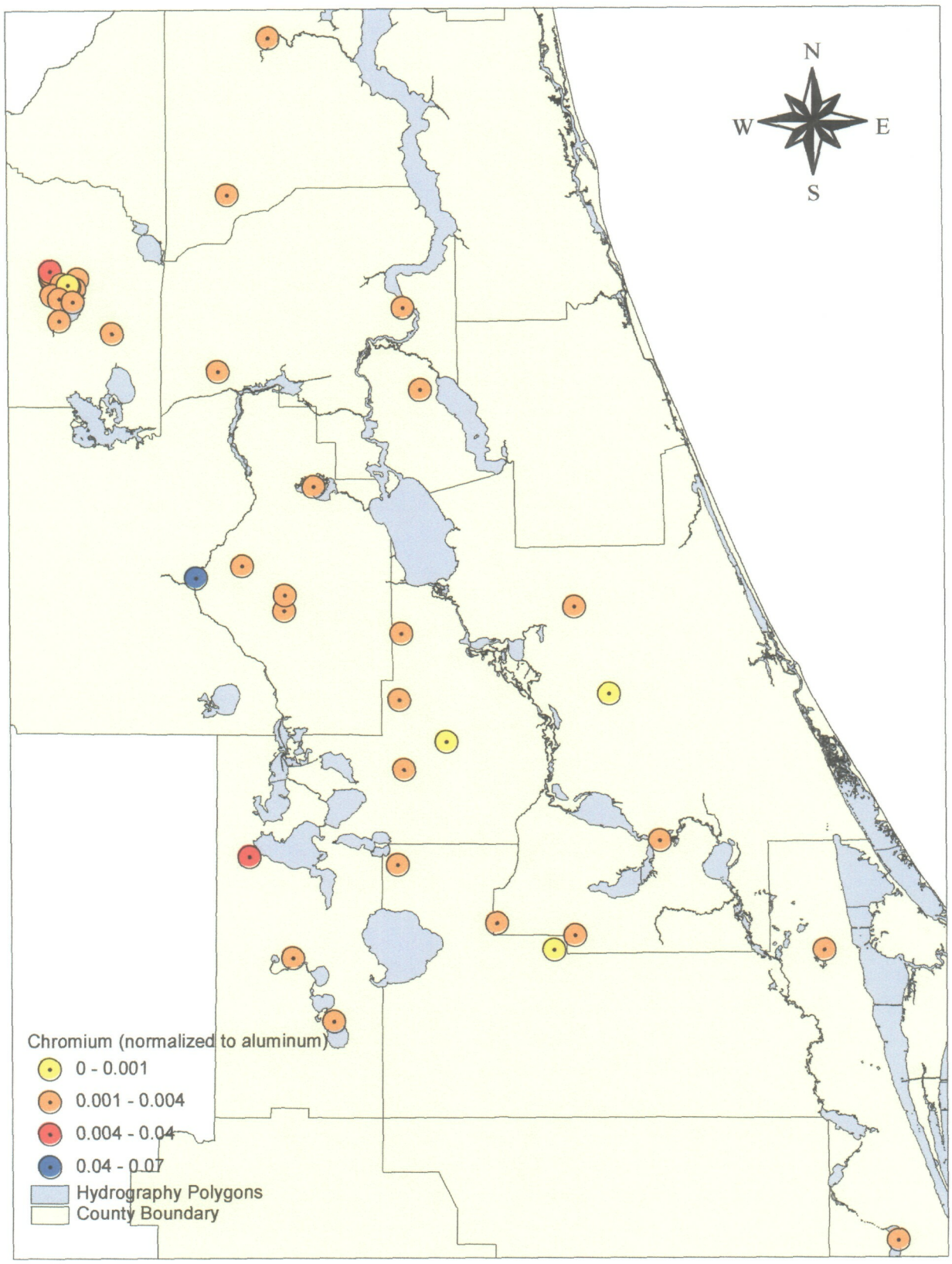
N
W
E
S
Chromium (normalized to aluminum)
0 - 0.001
0.001 - 0.004
0.004 - 0.04
0.04 - 0.07
Hydrography Polygons
County Boundary

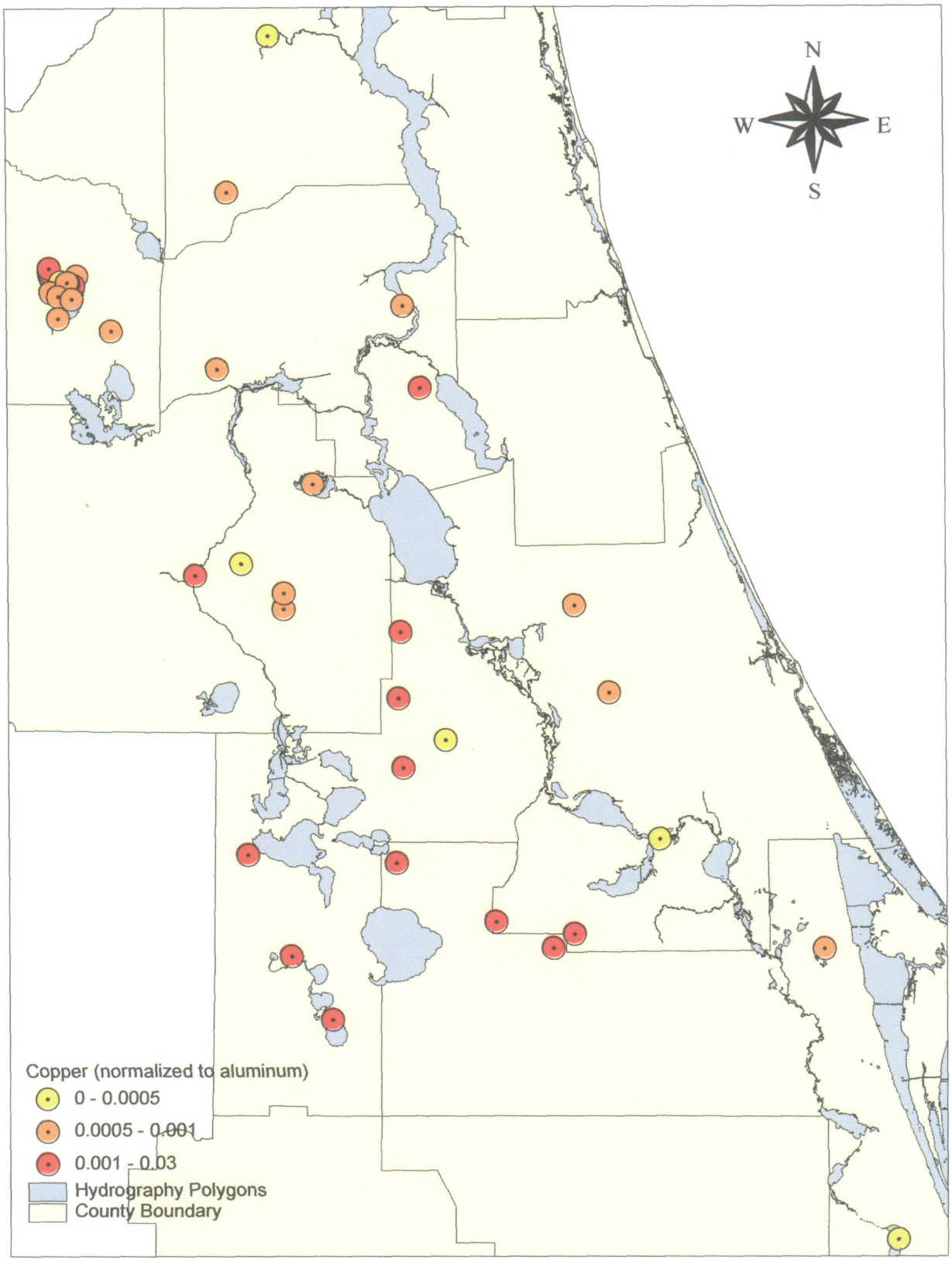
N
W
E
S
Copper (normalized to aluminum)
0 - 0.0005
0.0005 - 0.001
0.001 - 0.03
Hydrography Polygons
County Boundary

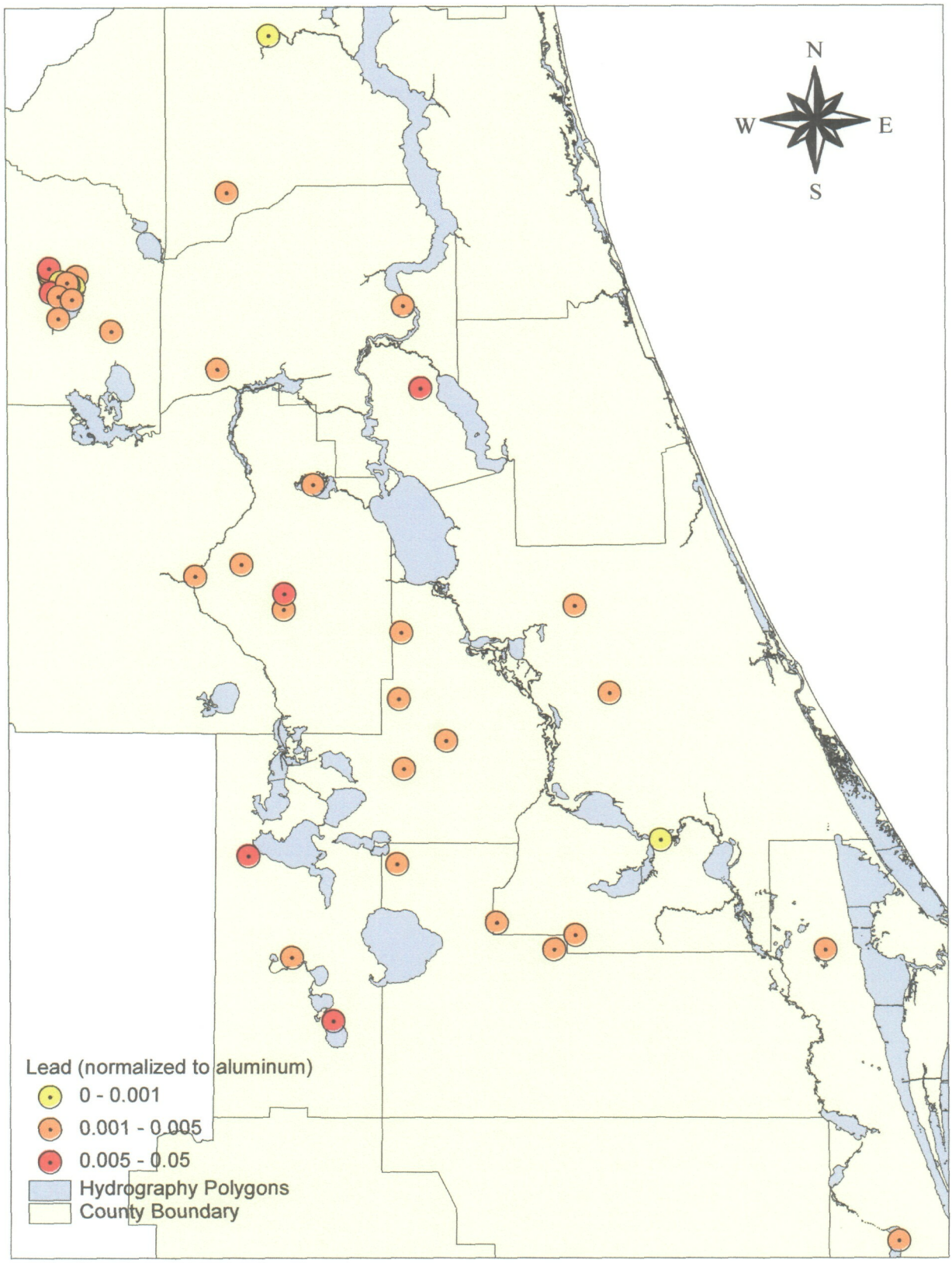
N
W
E
S
Lead (normalized to aluminum)
0 - 0.001
0.001 - 0.005
0.005 - 0.05
Hydrography Polygons
County Boundary

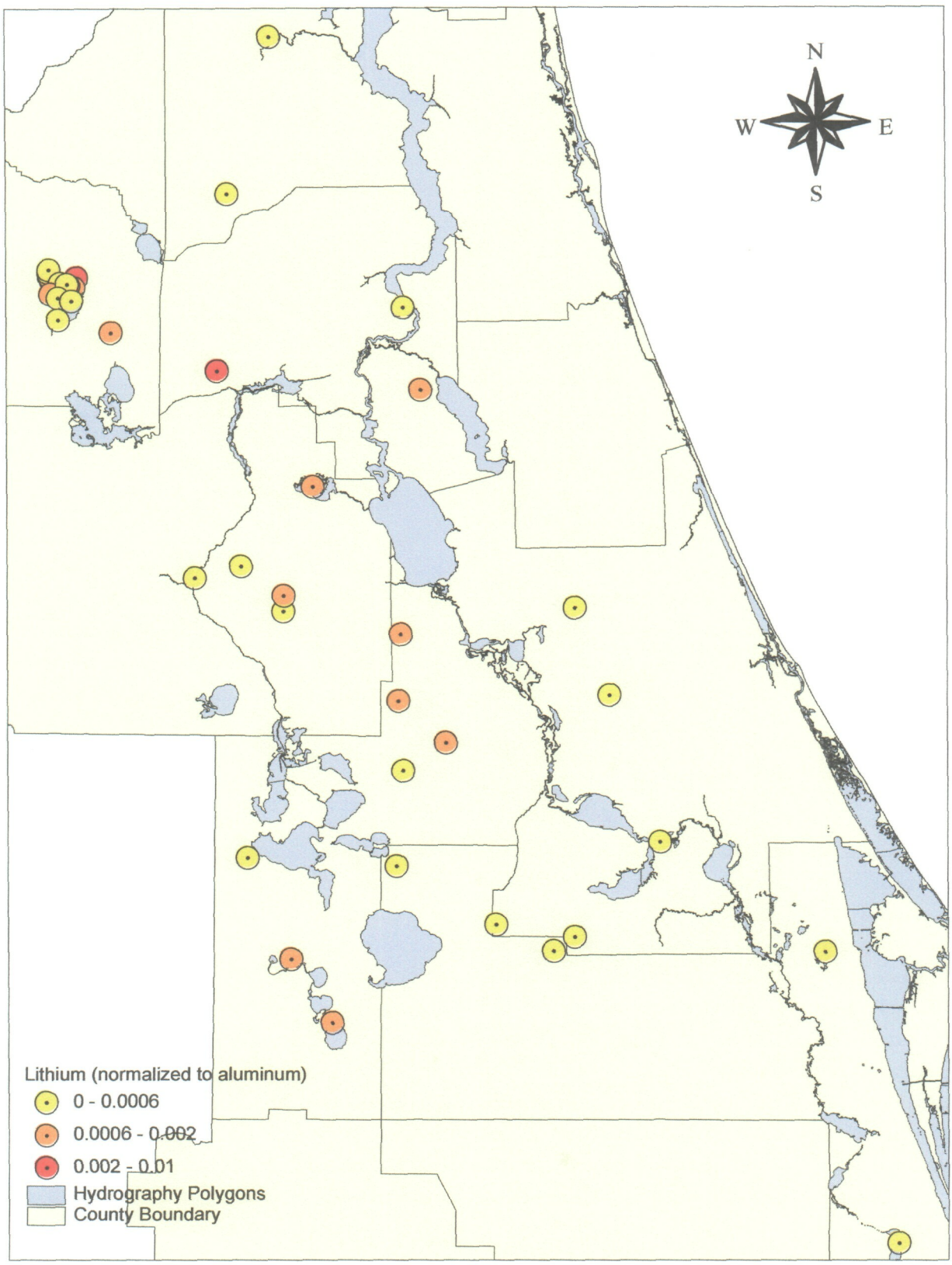
N
W
E
S
Lithium (normalized to aluminum)
0 - 0.0006
0.0006 - 0.002
0.002 - 0.01
Hydrography Polygons
County Boundary

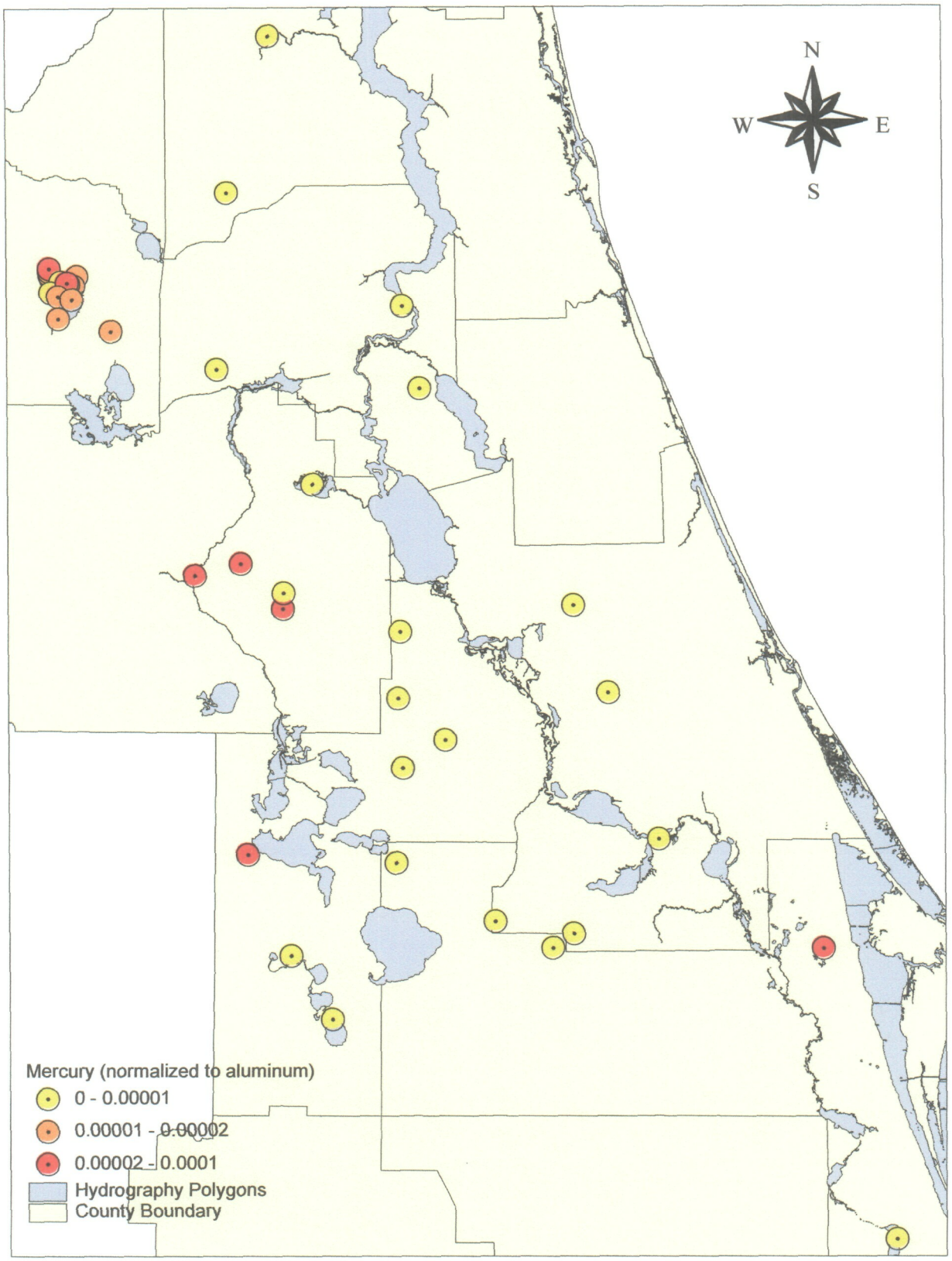
N
W
E
S
Mercury (normalized to aluminum)
0 - 0.00001
0.00001 - 0.00002
0.00002 - 0.0001
Hydrography Polygons
County Boundary

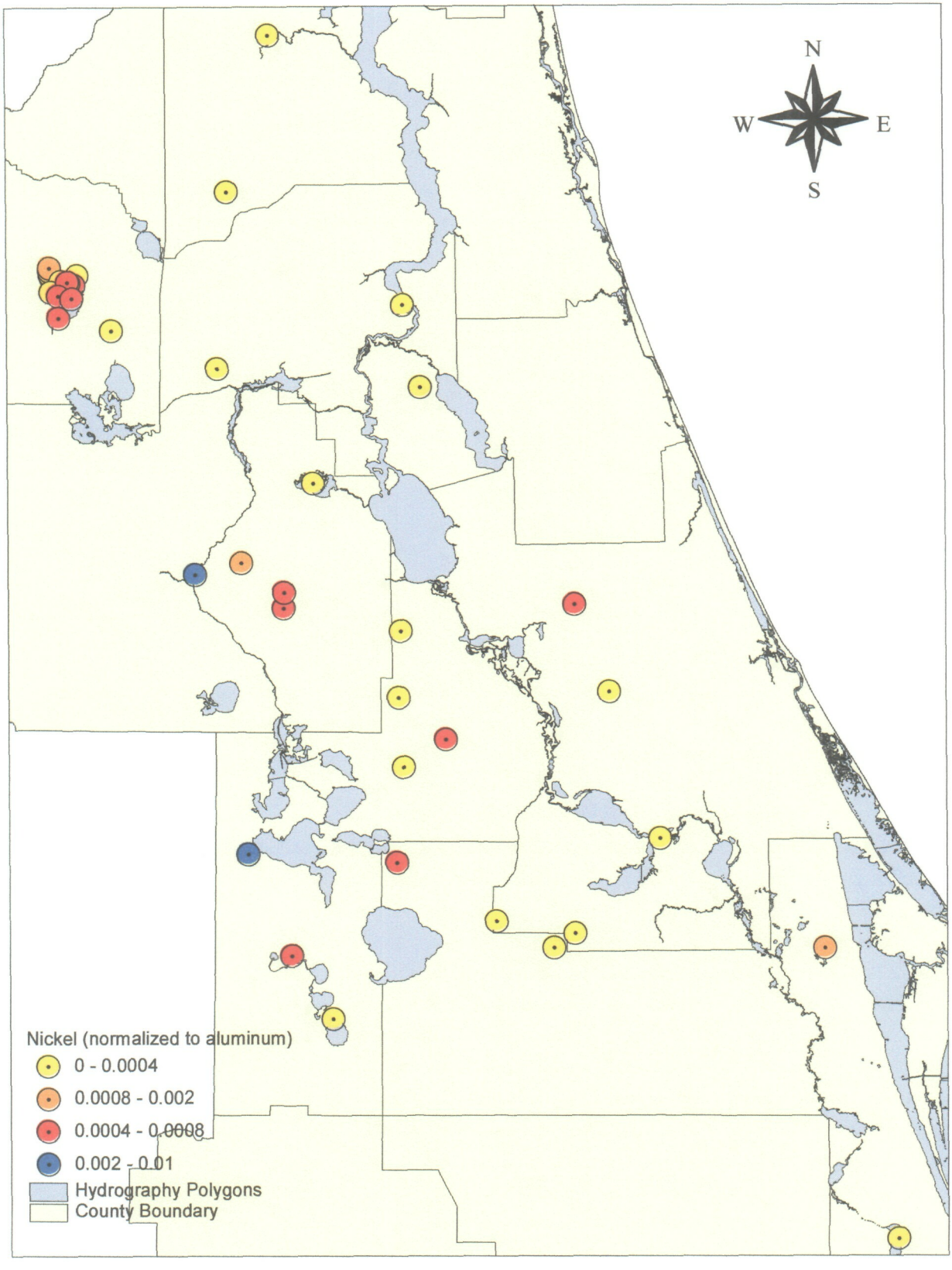
N
W
E
S
Nickel (normalized to aluminum)
0 - 0.0004
0.0008 - 0.002
0.0004 - 0.0008
0.002 - 0.01
Hydrography Polygons
County Boundary

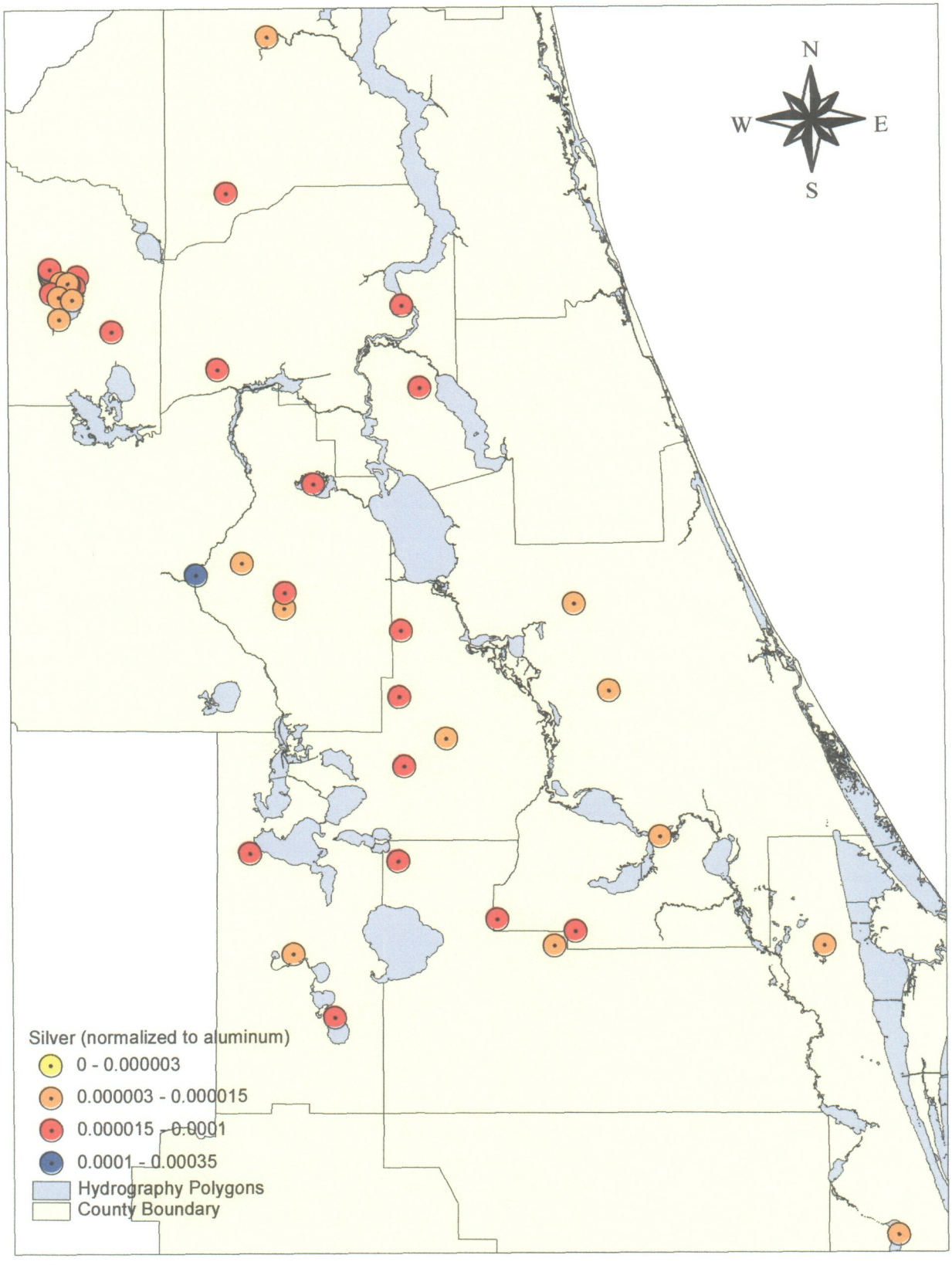
N
W
E
S
Silver (normalized to aluminum)
0 - 0.000003
0.000003 - 0.000015
0.000015 - 0.0001
0.0001 - 0.00035
Hydrography Polygons
County Boundary

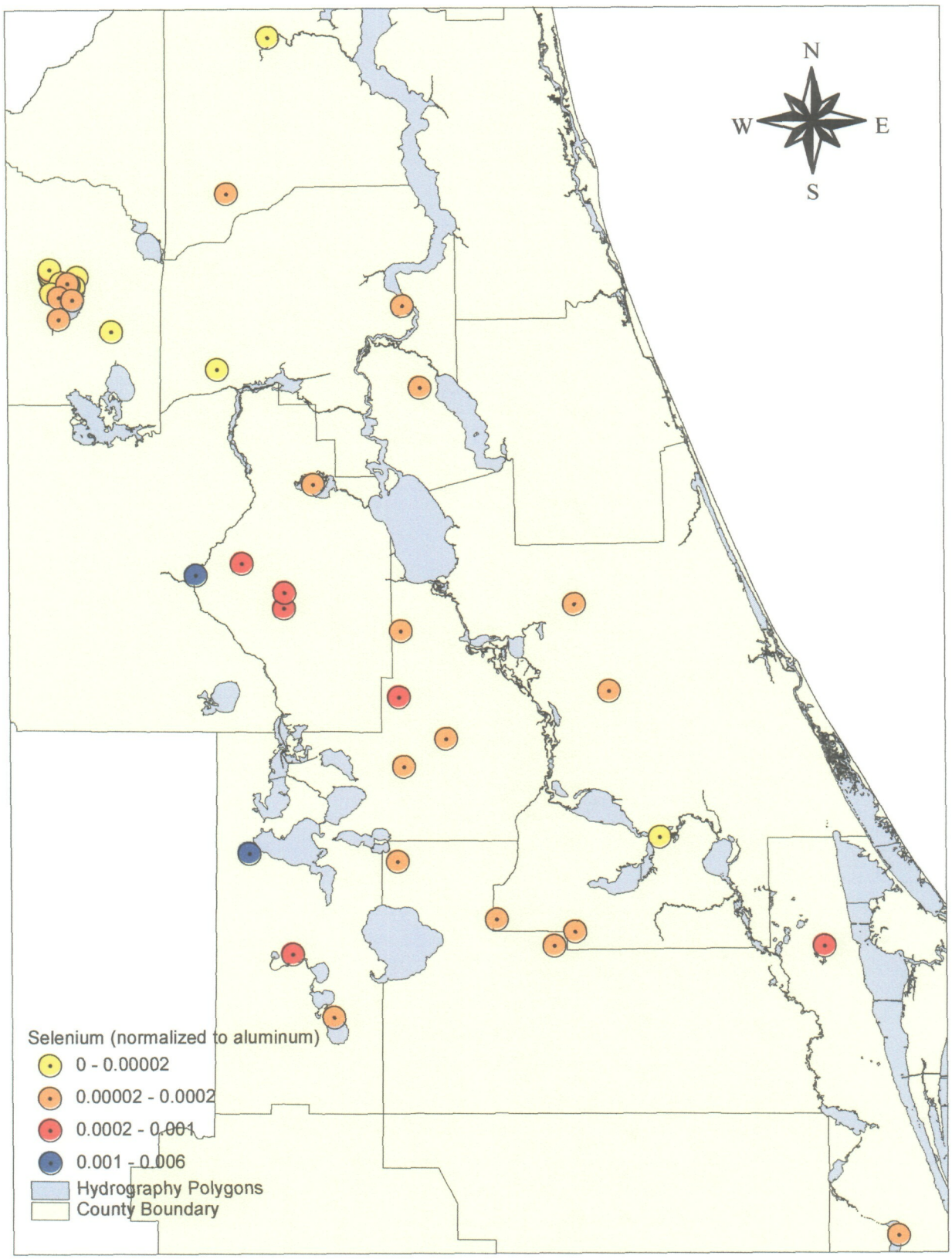
N
W
E
S
Selenium (normalized to aluminum)
0 - 0.00002
0.00002 - 0.0002
0.0002 - 0.001
0.001 - 0.006
Hydrography Polygons
County Boundary

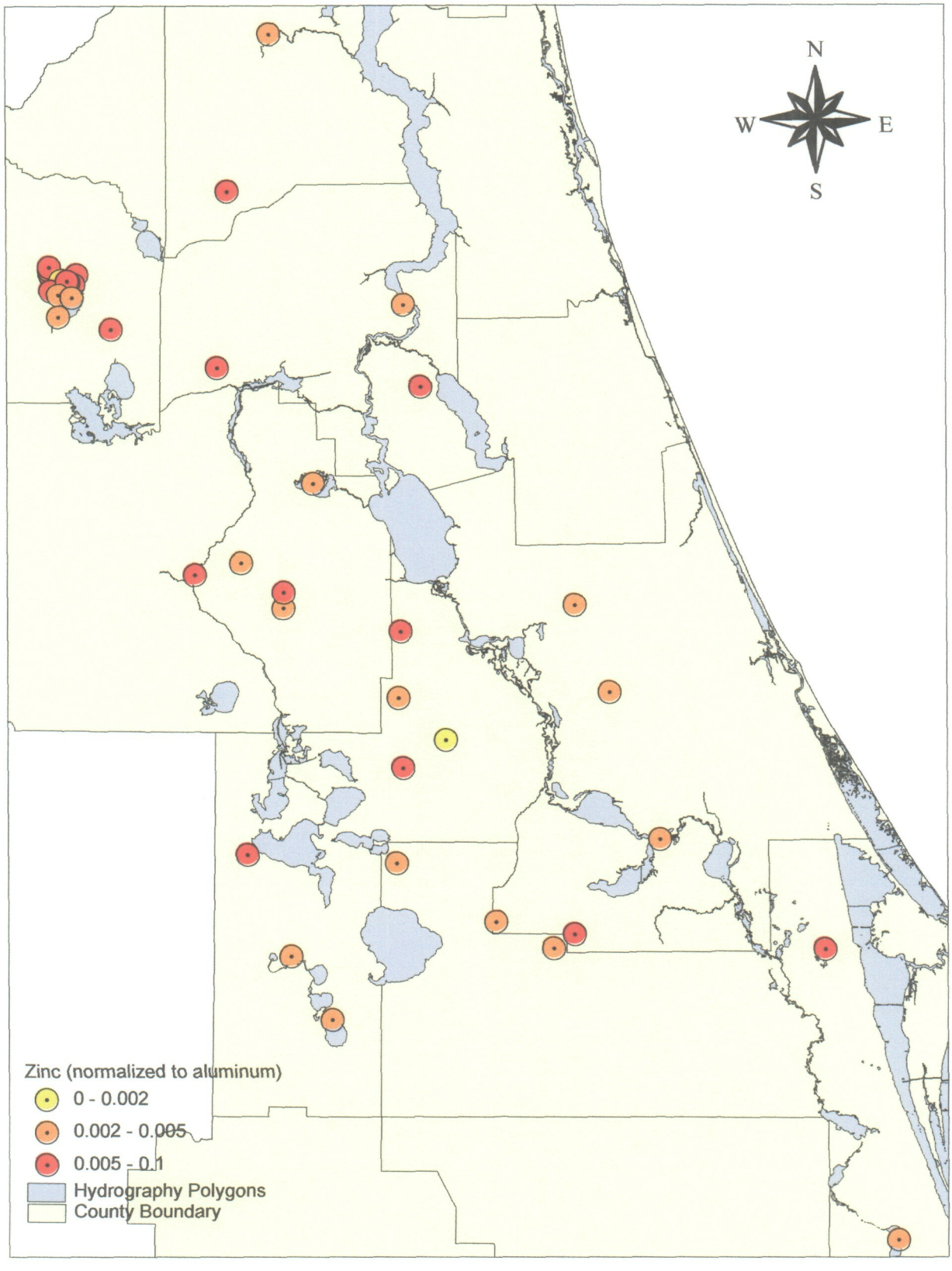
N
W
E
S
Zinc (normalized to aluminum)
0 - 0.002
0.002 - 0.005
0.005 - 0.1
Hydrography Polygons
County Boundary

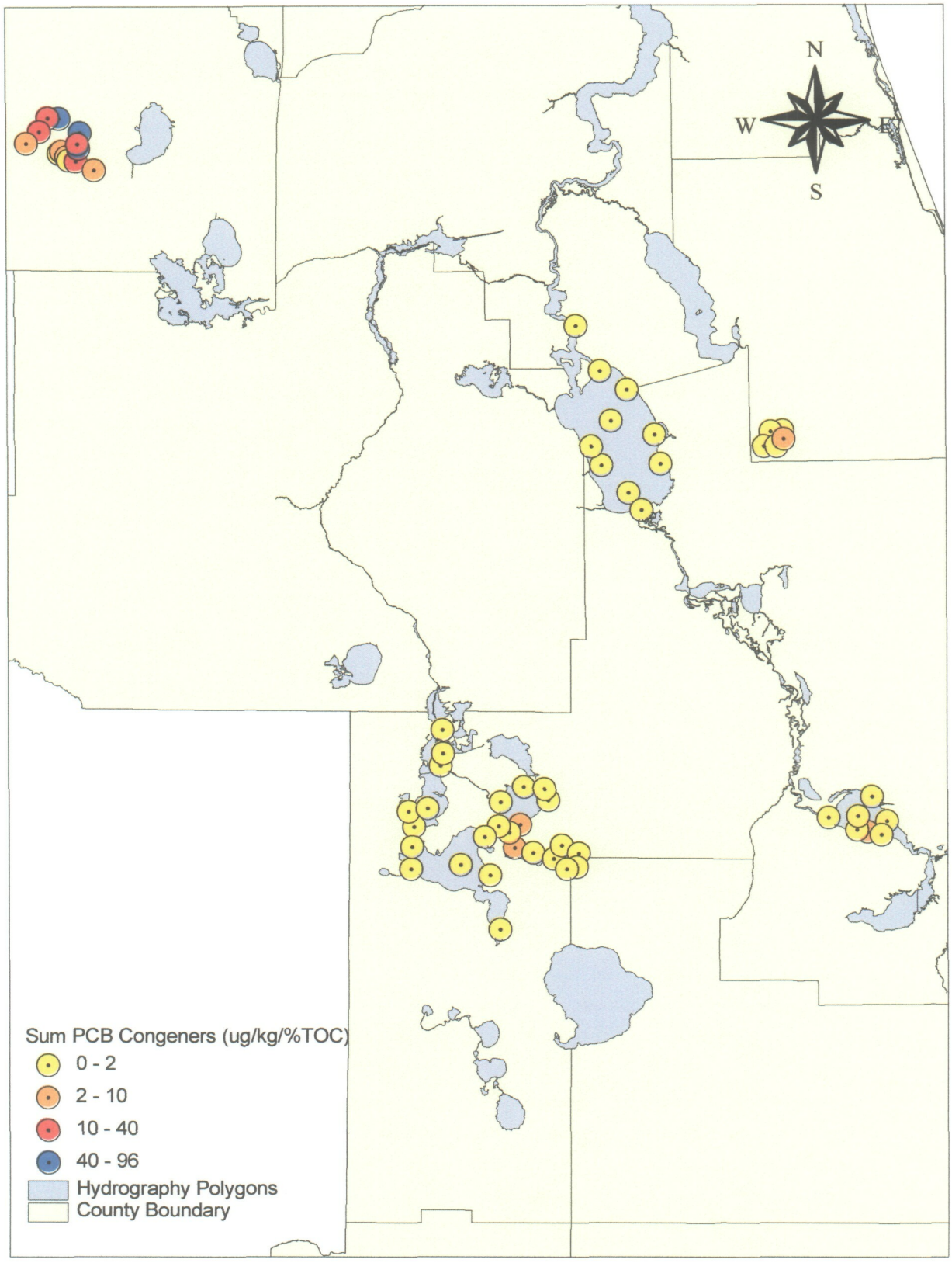
N
W
E
S
Sum PCB Congeners (ug/kg/%TOC)
0 - 2
2 - 10
10 - 40
40 - 96
Hydrography Polygons
County Boundary

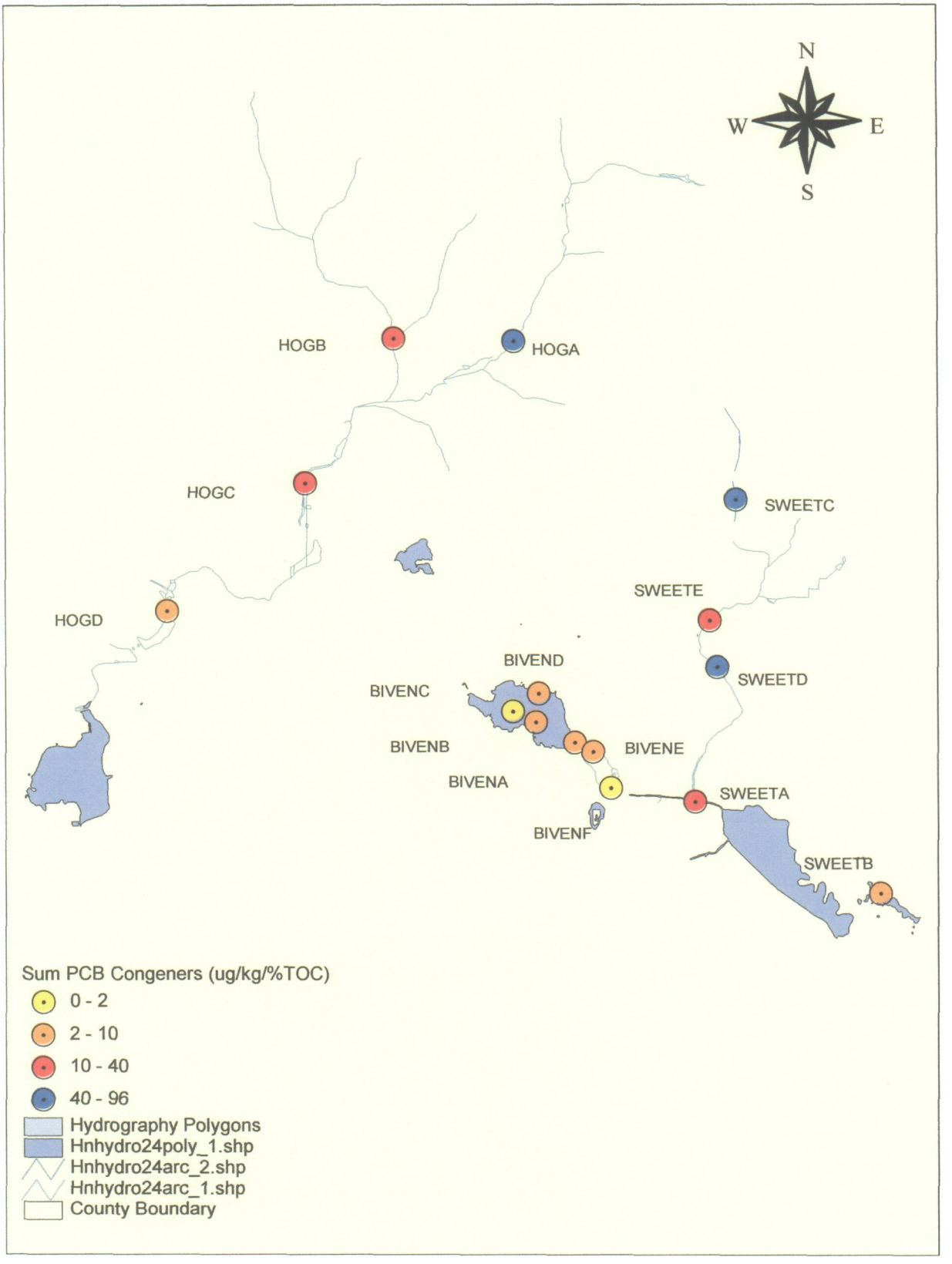
N
W
E
S
HOGB
HOGA
HOGC
SWEETC
SWEETE
HOGD
BIVEND
SWEETD
BIVENC
BIVENB
BIVENE
BIVENA
SWEETA
BIVENF
SWEETB
Sum PCB Congeners (ug/kg/%TOC)
0 - 2
2 - 10
10 - 40
40 - 96
Hydrography Polygons
Hnhydro24poly_1.shp
Hnhydro24arc_2.shp
Hnhydro24arc_1.shp
County Boundary

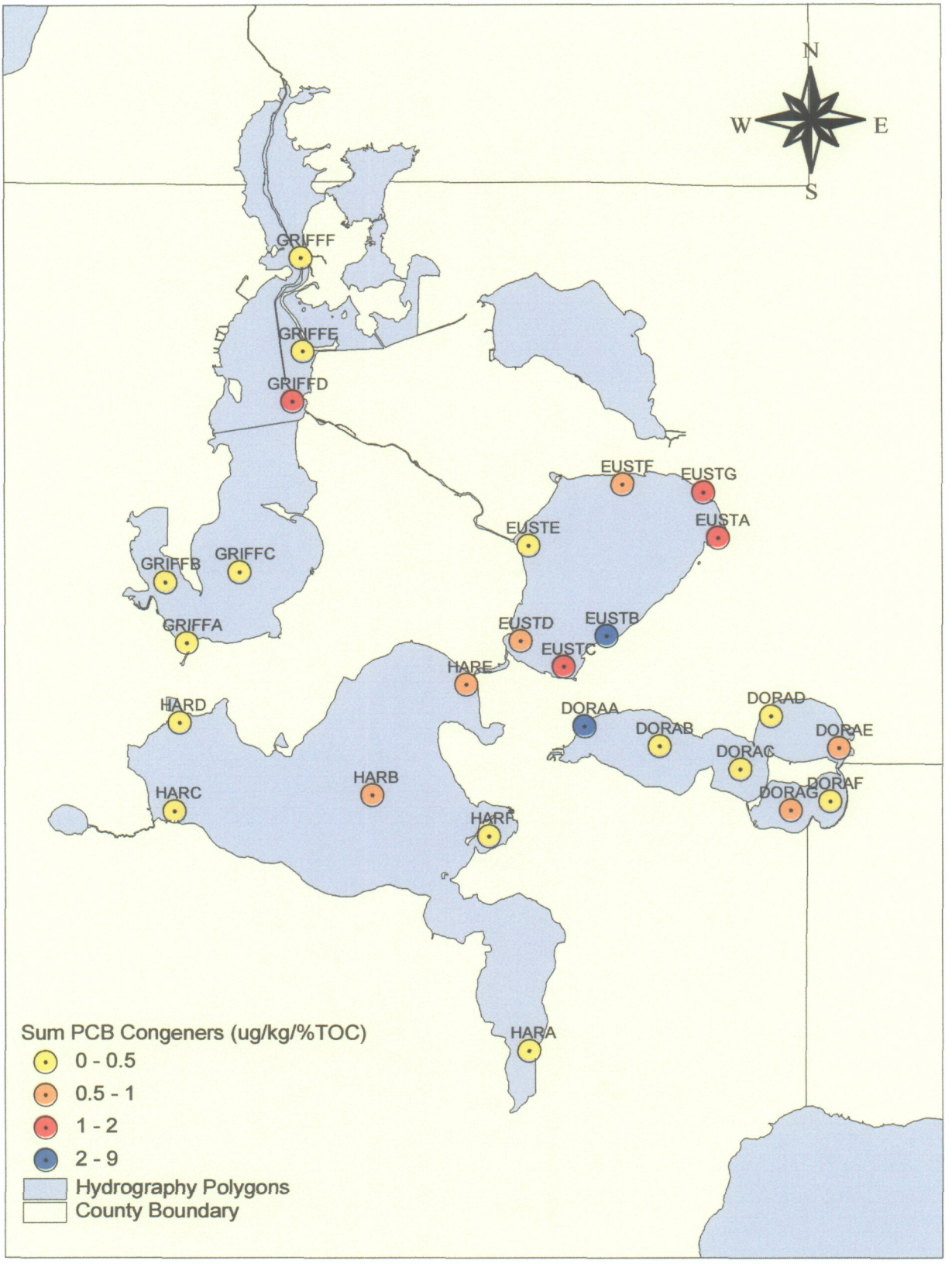
N
W
E
S
GRIFFF
GRIFFE
GRIFFD
GRIFFB
GRIFFC
GRIFFA
EUSTF
EUSTG
EUSTA
EUSTE
EUSTD
EUSTB
EUSTC
HARE
HARD
HARC
HARB
HARF
HARA
DORAA
DORAB
DORAC
DORAD
DORAE
DORAF
DORAG
Sum PCB Congeners (ug/kg/%TOC)
0 - 0.5
0.5 - 1
1 - 2
2 - 9
Hydrography Polygons
County Boundary

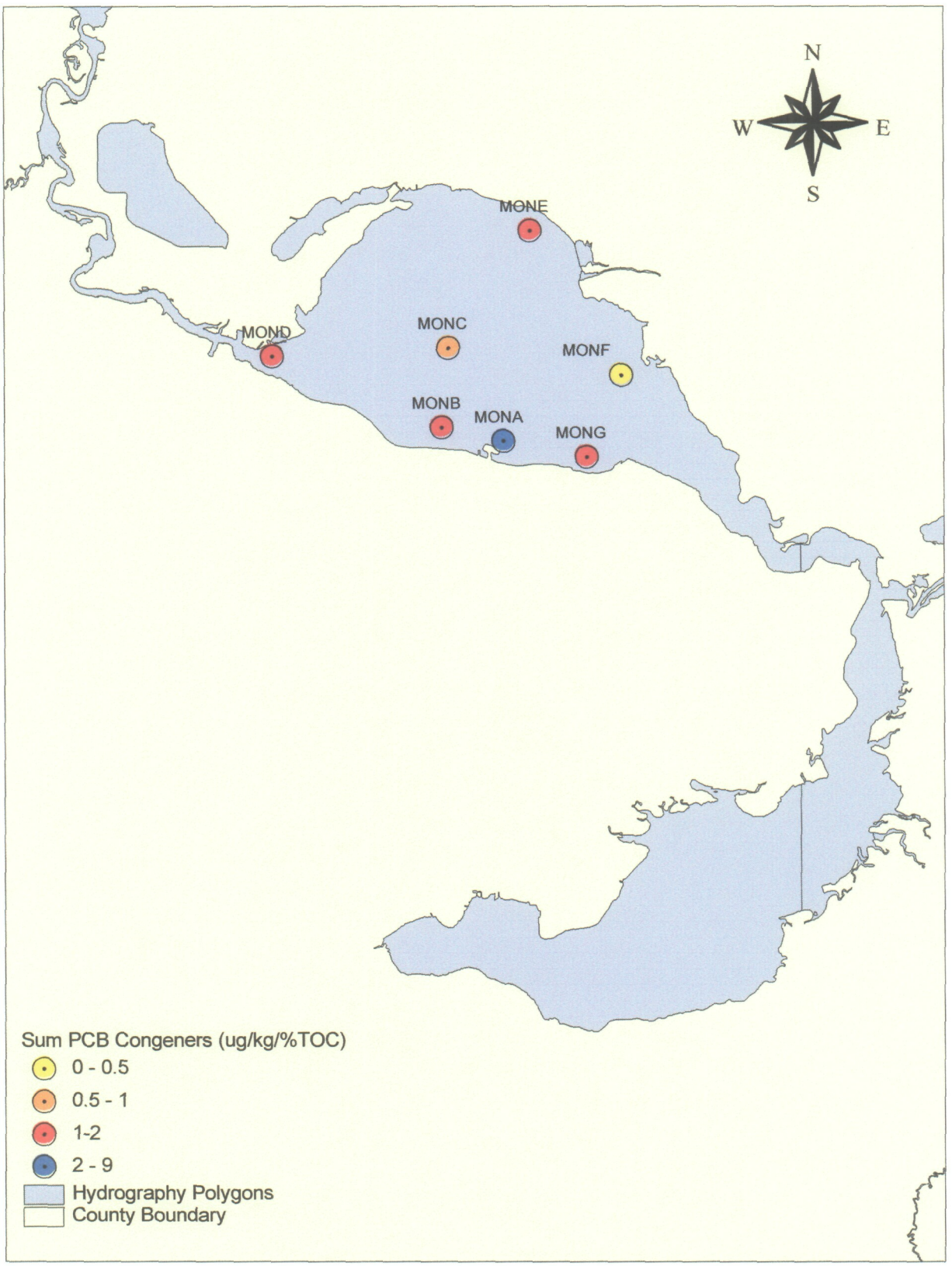
N
W
E
S
MONE
MONC
MOND
MONF
MONB
MONA
MONG
Sum PCB Congeners (ug/kg/%TOC)
0 - 0.5
0.5 - 1
1-2
2 - 9
Hydrography Polygons
County Boundary

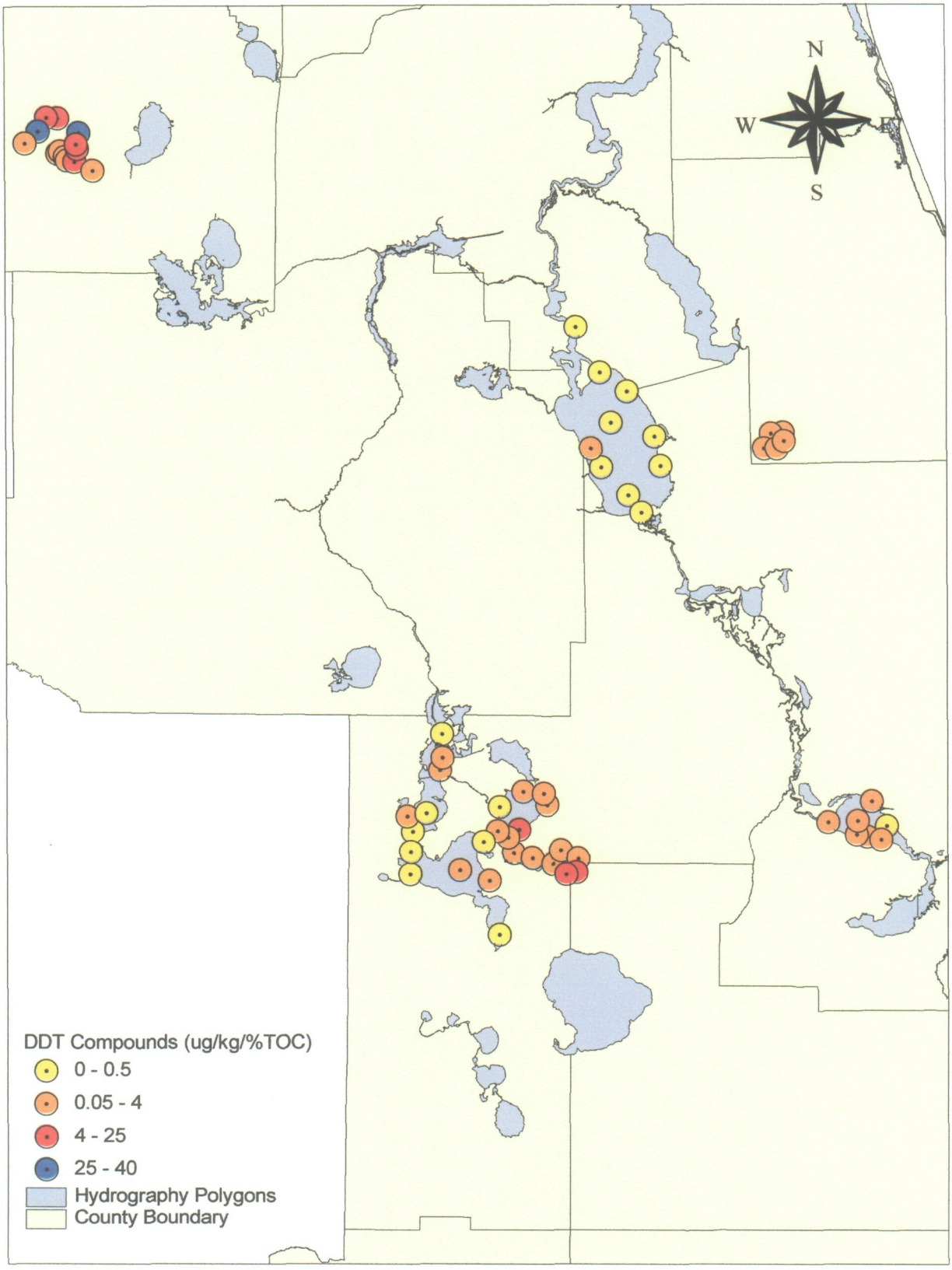
N
W
E
S
DDT Compounds (ug/kg/%TOC)
0 - 0.5
0.05 - 4
4 - 25
25 - 40
Hydrography Polygons
County Boundary

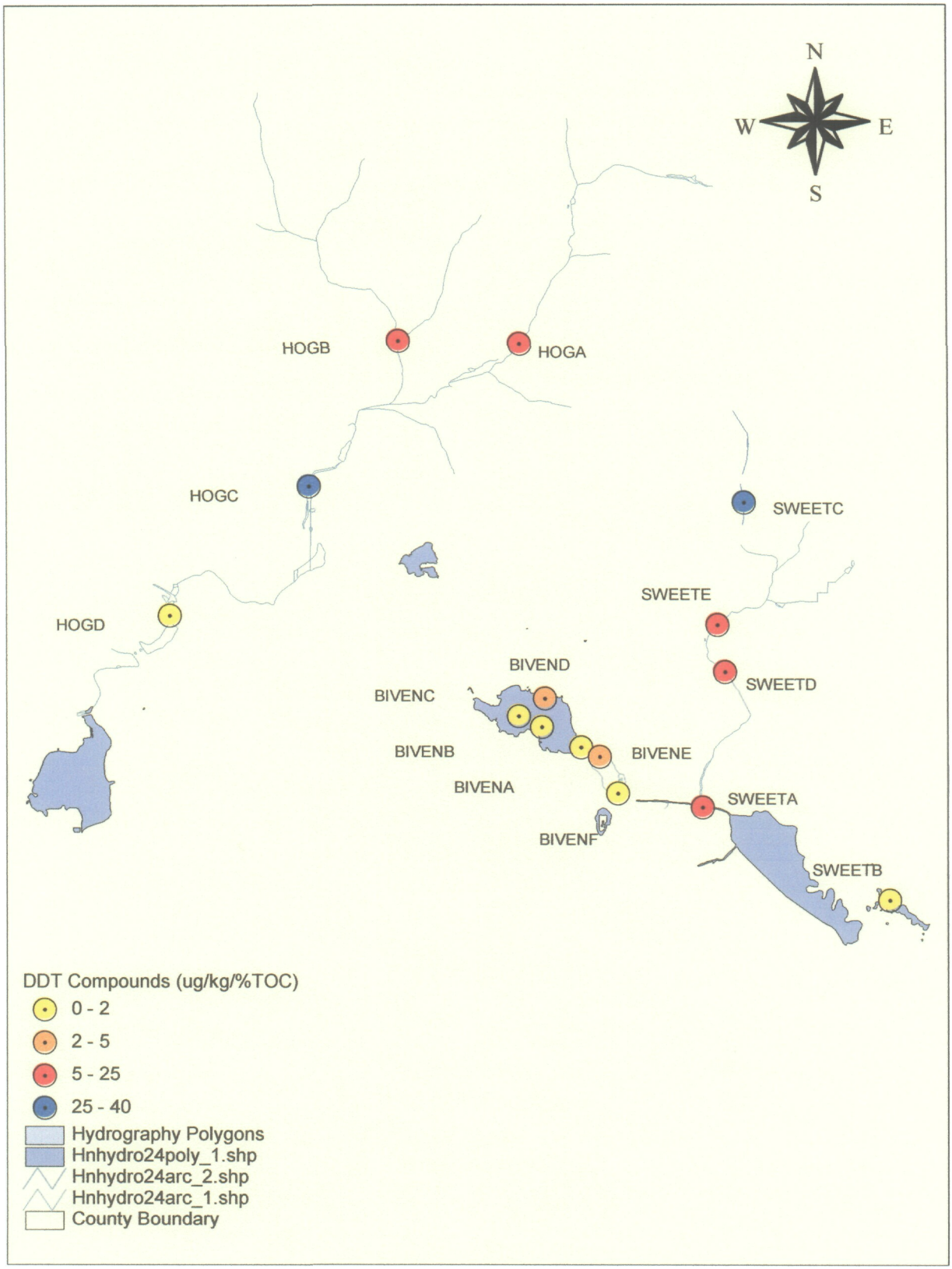
N
W
E
S
HOGB
HOGA
HOGC
SWEETC
SWEETE
HOGD
BIVEND
SWEETD
BIVENC
BIVENB
BIVENE
BIVENA
SWEETA
BIVENF
SWEETB
DDT Compounds (ug/kg/%TOC)
0 - 2
2 - 5
5 - 25
25 - 40
Hydrography Polygons
Hnhydro24poly_1.shp
Hnhydro24arc_2.shp
Hnhydro24arc_1.shp
County Boundary

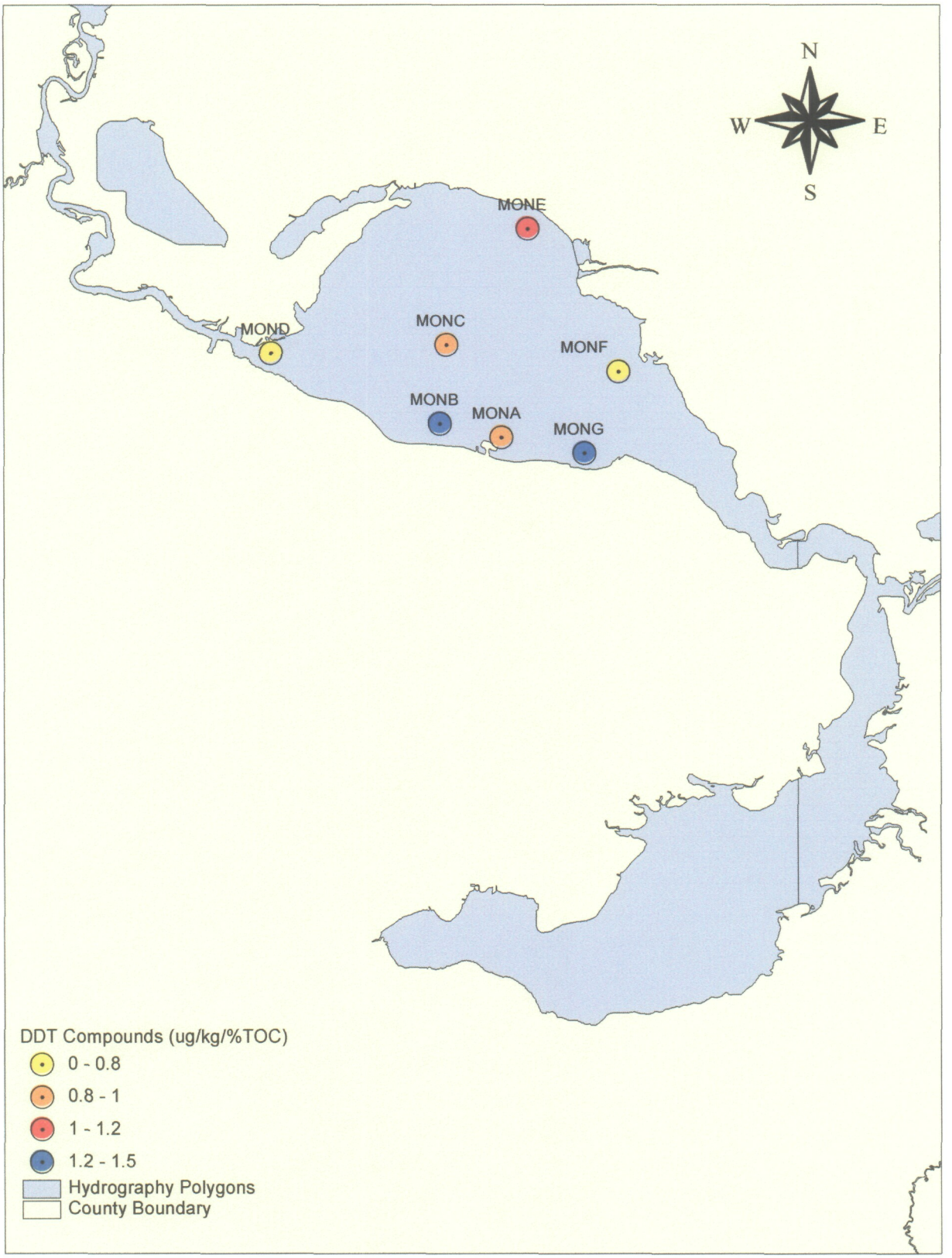
N
W
E
S
MONE
MONC
MOND
MONF
MONB
MONA
MONG
DDT Compounds (ug/kg/%TOC)
0 - 0.8
0.8 - 1
1 - 1.2
1.2 - 1.5
Hydrography Polygons
County Boundary

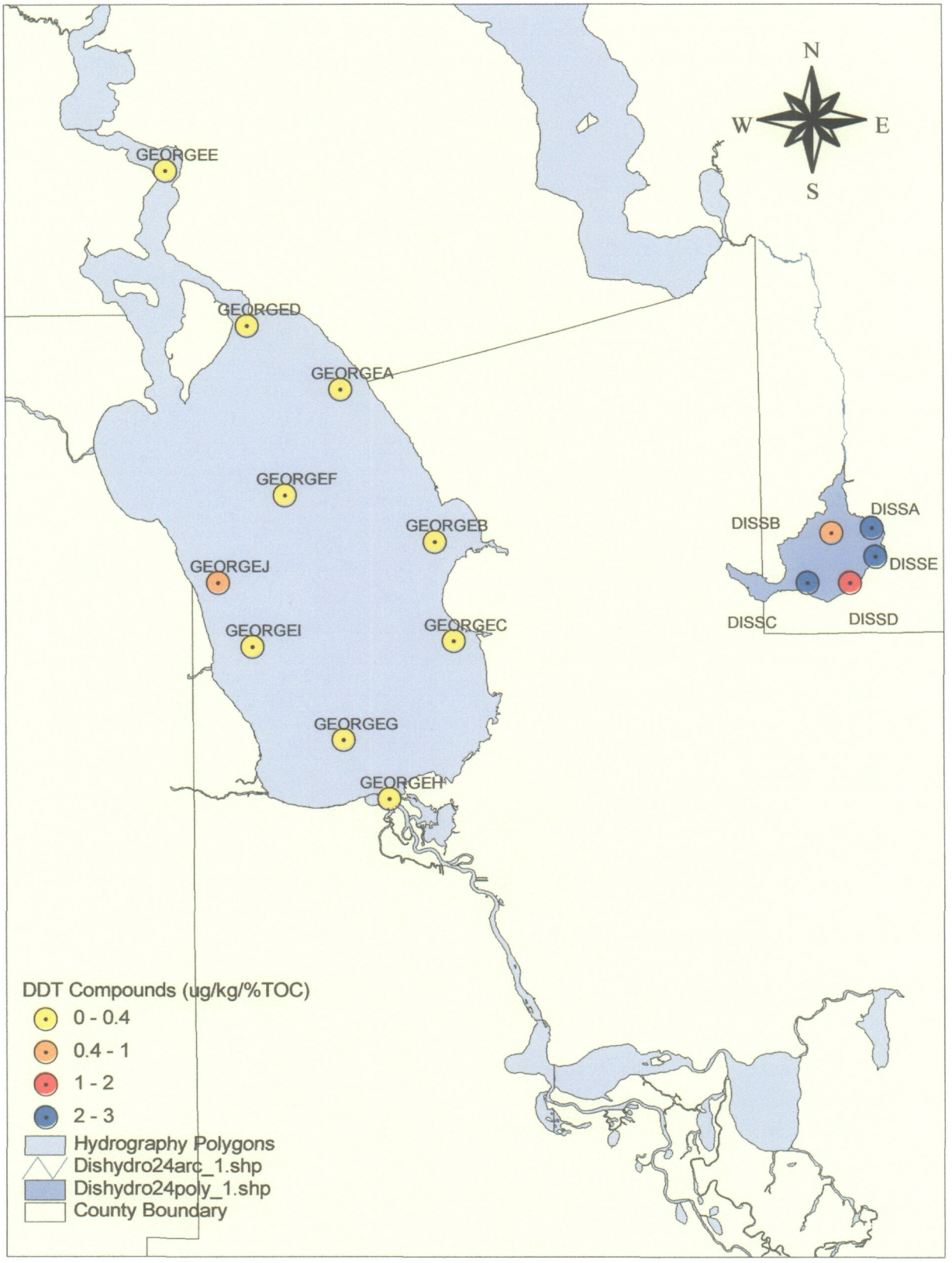
N
W
E
S
GEORGEE
GEORGED
GEORGEA
GEORGEF
GEORGEB
GEORGEJ
GEORGEI
GEORGEC
GEORGEG
GEORGEH
DISSA
DISSB
DISSE
DISSC
DISSD
DDT Compounds (ug/kg/%TOC)
0 - 0.4
0.4 - 1
1 - 2
2 - 3
Hydrography Polygons
Dishydro24arc_1.shp
Dishydro24poly_1.shp
County Boundary

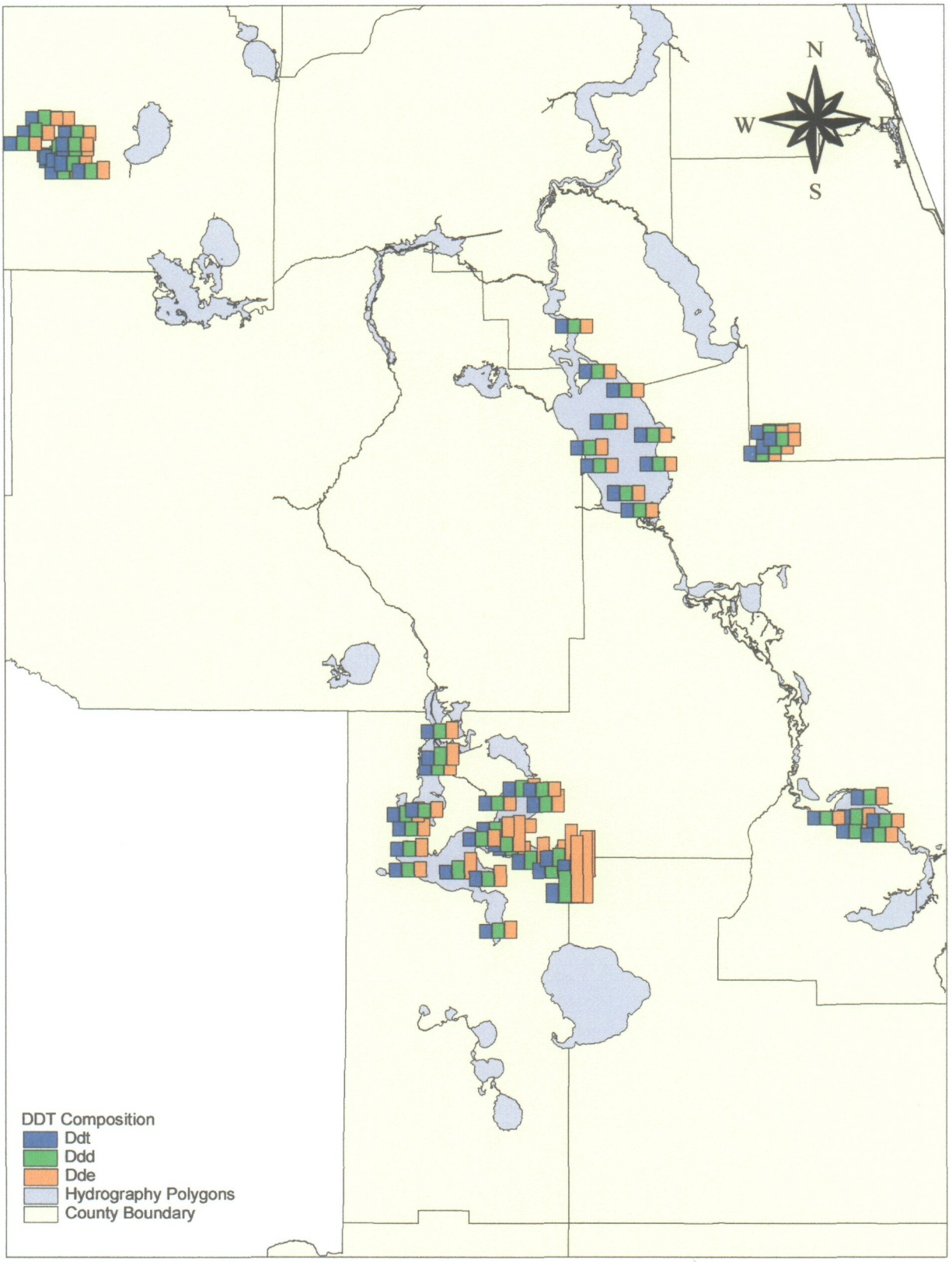
N
W
E
S
DDT Composition
Ddt
Ddd
Dde
Hydrography Polygons
County Boundary

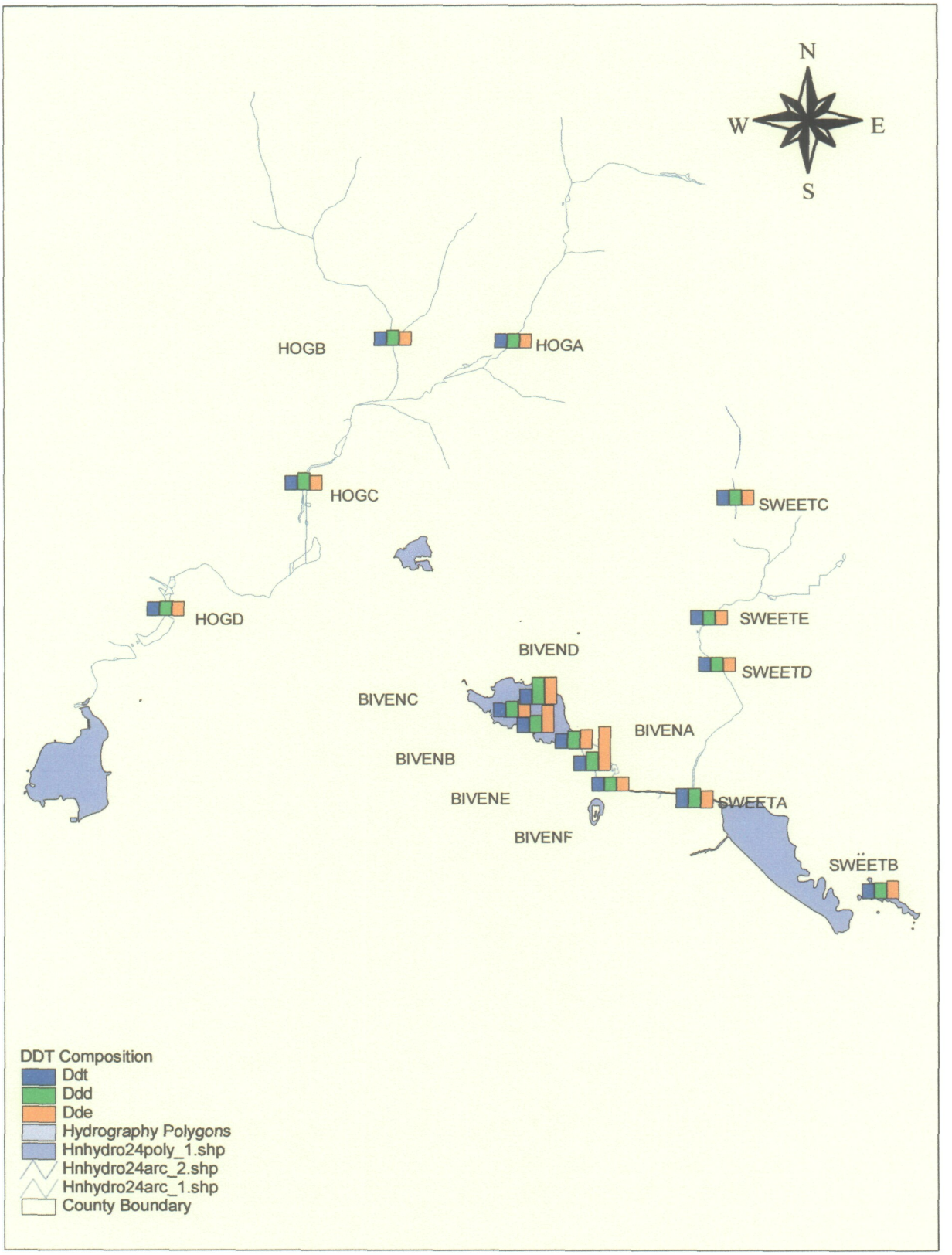
N
W
E
S
HOGB
HOGA
HOGC
SWEETC
HOGD
SWEETE
BIVEND
SWEETD
BIVENC
BIVENA
BIVENB
BIVENE
SWEETA
BIVENF
SWEETB
DDT Composition
Ddt
Ddd
Dde
Hydrography Polygons
Hnhydro24poly_1.shp
Hnhydro24arc_2.shp
Hnhydro24arc_1.shp
County Boundary

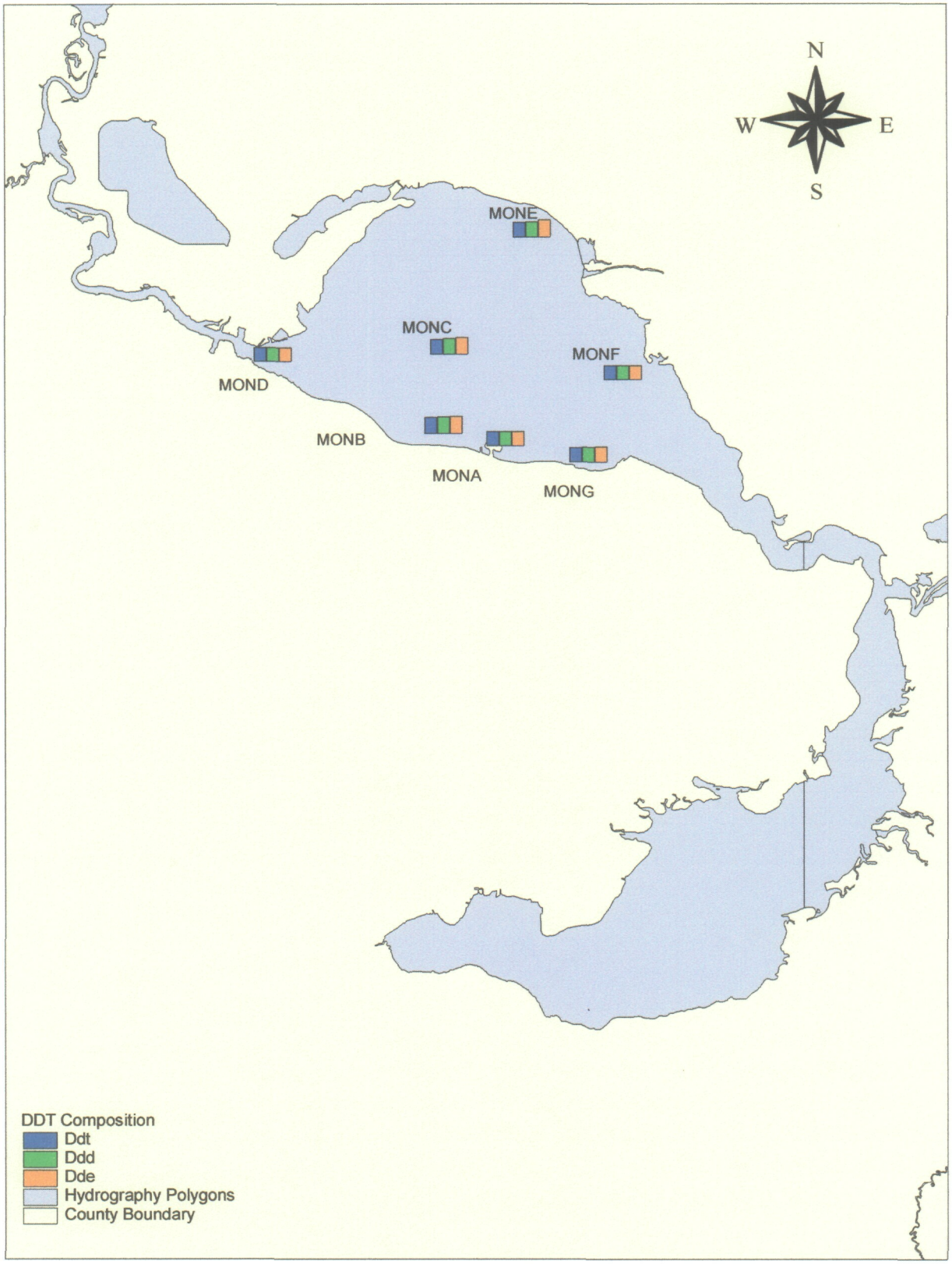
N
W
E
S
MONE
MONC
MONF
MOND
MONB
MONA
MONG
DDT Composition
Ddt
Ddd
Dde
Hydrography Polygons
County Boundary

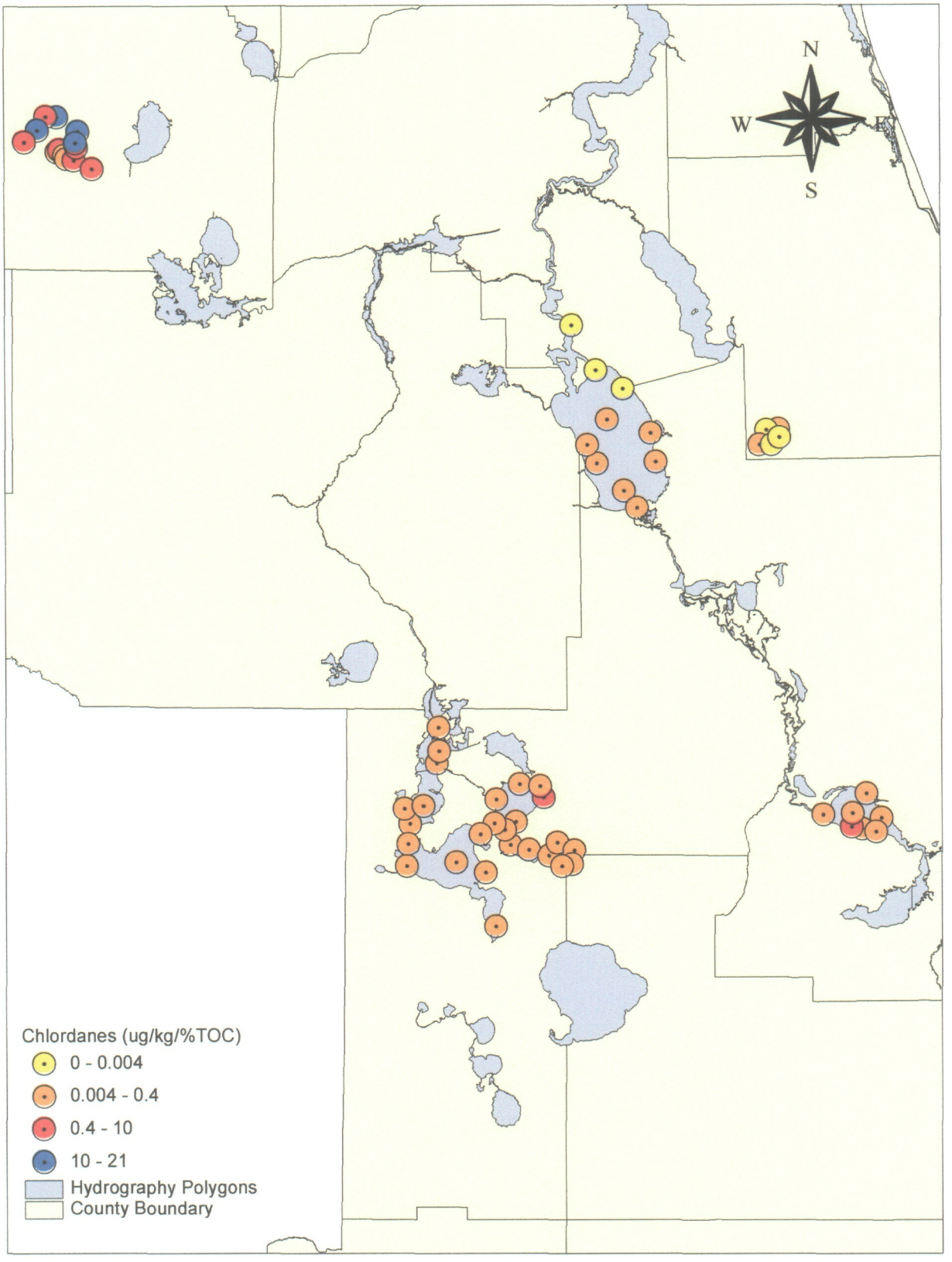
N
W
E
S
Chlordanes (ug/kg/%TOC)
0 - 0.004
0.004 - 0.4
0.4 - 10
10 - 21
Hydrography Polygons
County Boundary

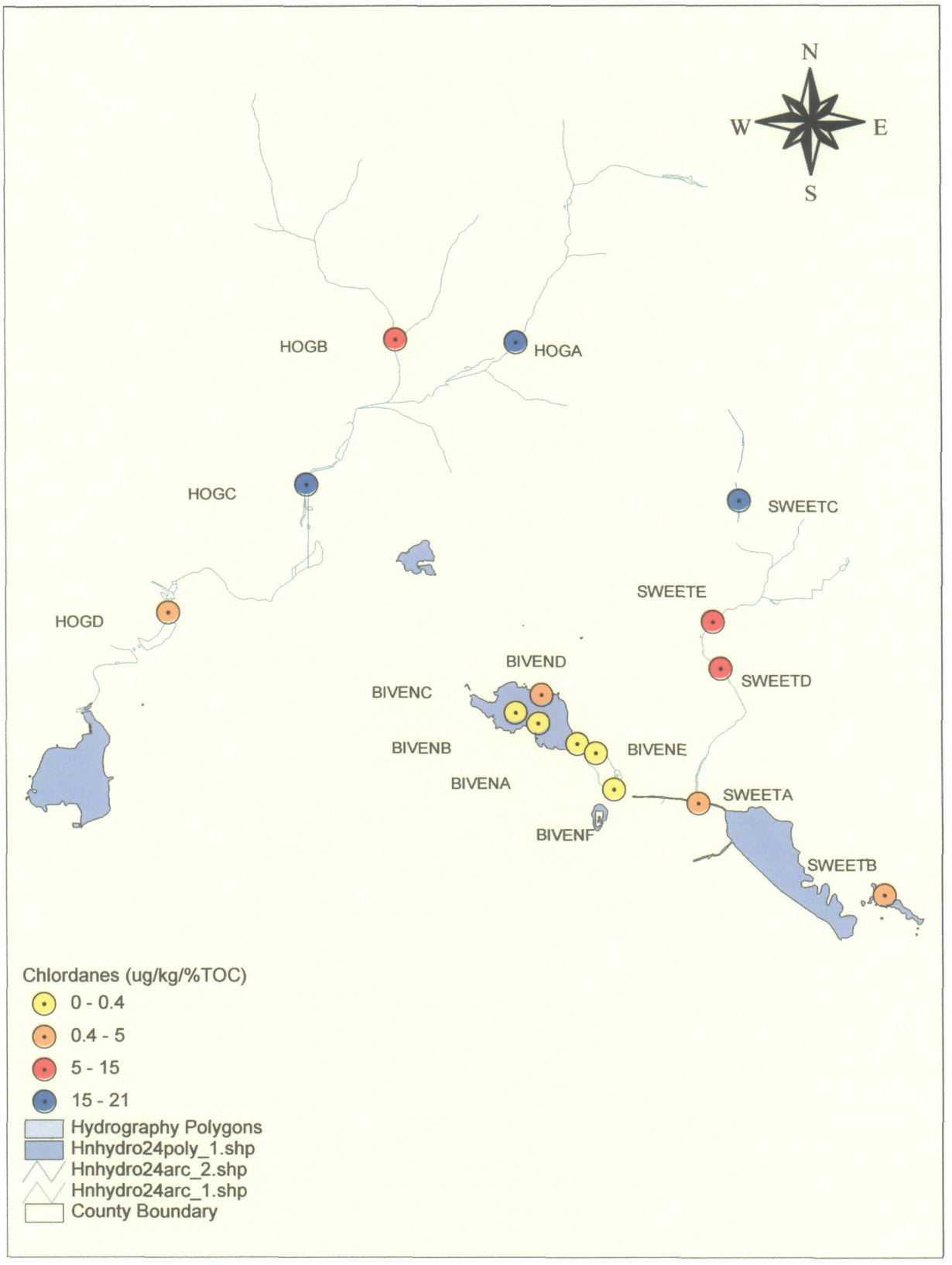
N
W
E
S
HOGB
HOGA
HOGC
SWEETC
HOGD
SWEETE
BIVEND
SWEETD
BIVENC
BIVENB
BIVENE
BIVENA
SWEETA
BIVENF
SWEETB
Chlordanes (ug/kg/%TOC)
0 - 0.4
0.4 - 5
5 - 15
15 - 21
Hydrography Polygons
Hnhydro24poly_1.shp
Hnhydro24arc_2.shp
Hnhydro24arc_1.shp
County Boundary

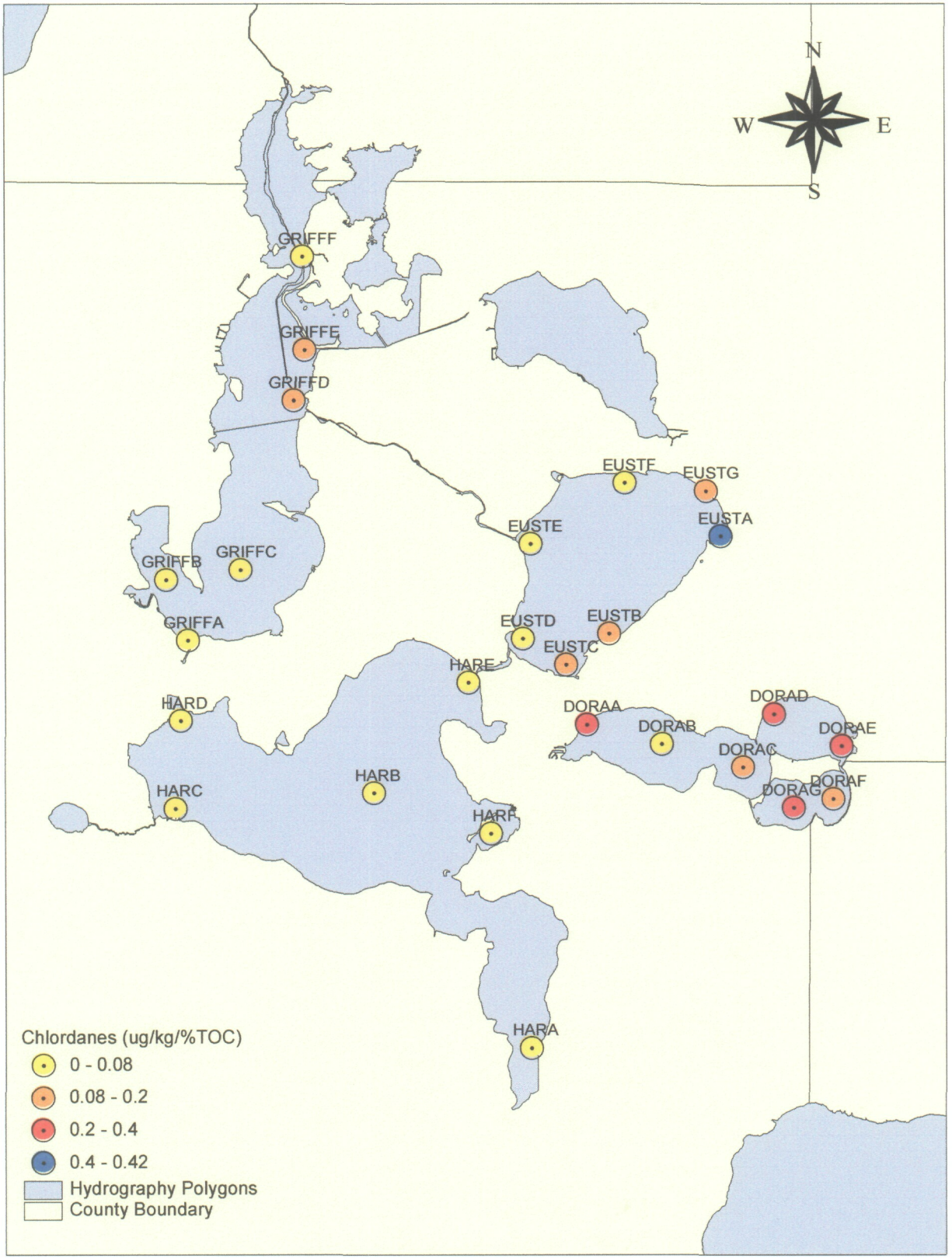
N
W
E
S
GRIFFF
GRIFFE
GRIFFD
GRIFFB
GRIFFC
GRIFFA
EUSTF
EUSTG
EUSTA
EUSTE
EUSTD
EUSTB
EUSTC
HARE
HARD
HARC
HARB
HARF
HARA
DORAA
DORAB
DORAD
DORAE
DORAC
DORAG
DORAF
Chlordanes (ug/kg/%TOC)
0 - 0.08
0.08 - 0.2
0.2 - 0.4
0.4 - 0.42
Hydrography Polygons
County Boundary

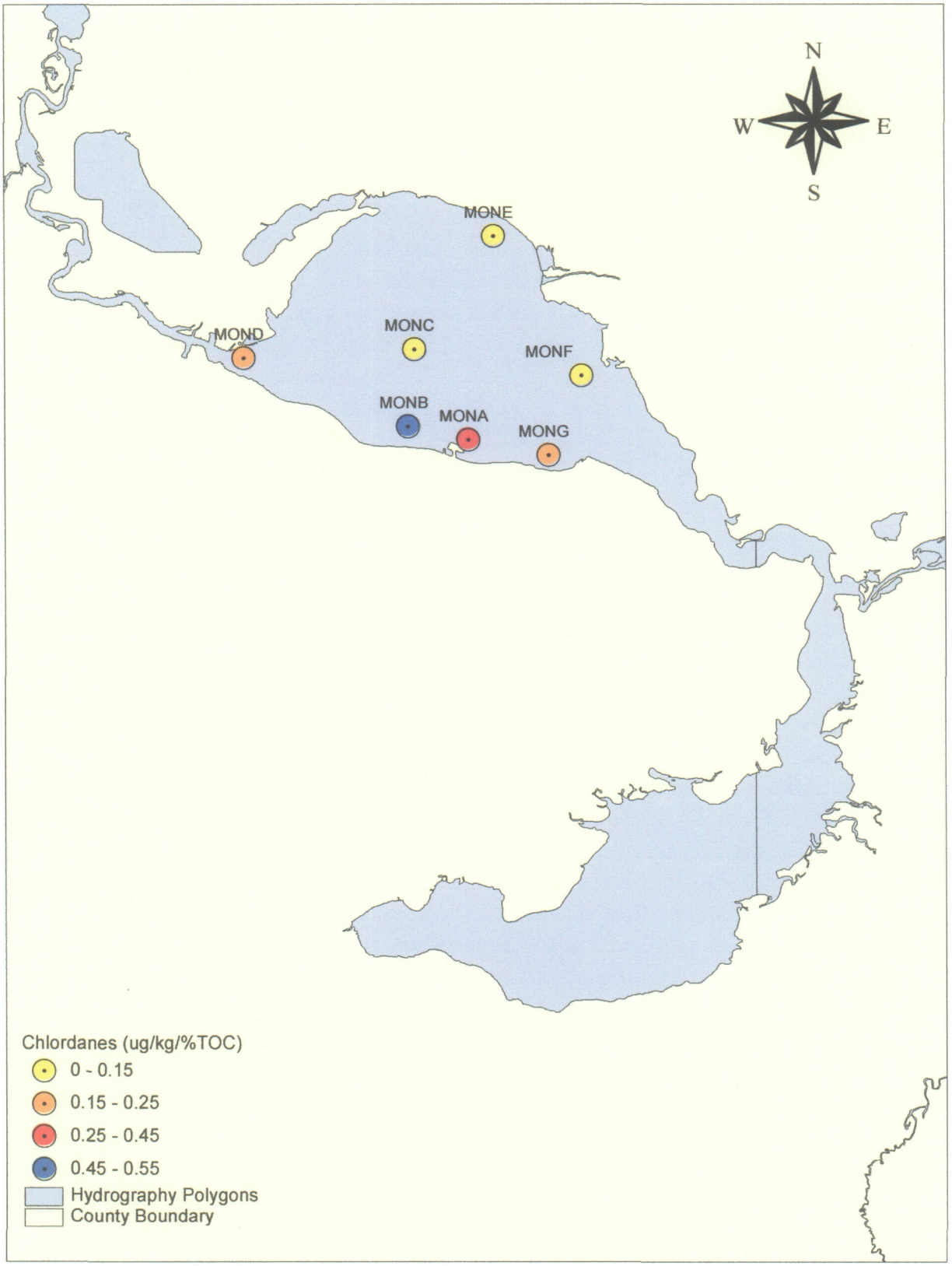
N
W
E
S
MONE
MONC
MOND
MONF
MONB
MONA
MONG
Chlordanes (ug/kg/%TOC)
0 - 0.15
0.15 - 0.25
0.25 - 0.45
0.45 - 0.55
Hydrography Polygons
County Boundary

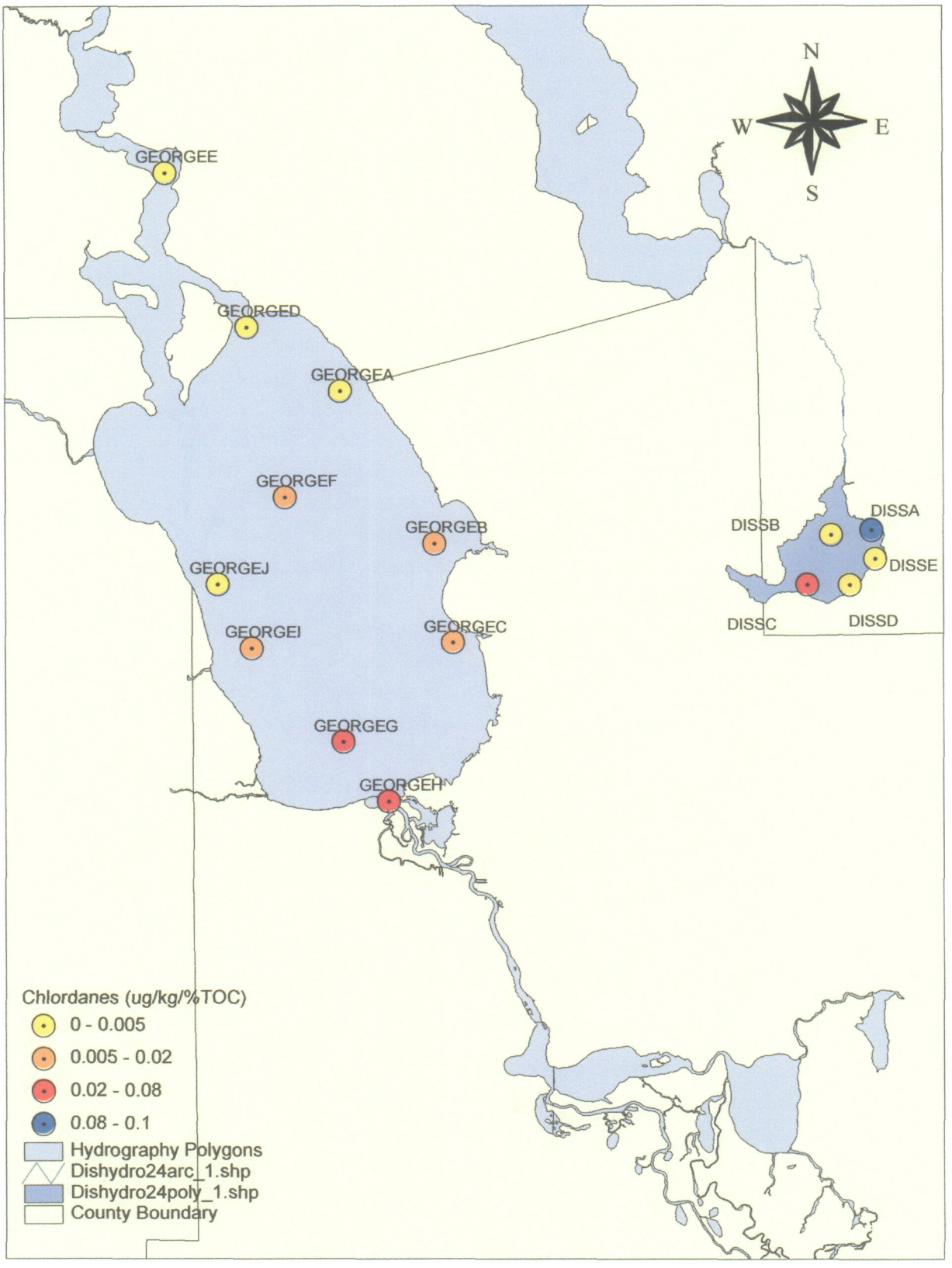
N
W
E
S
GEORGEE
GEORGED
GEORGEA
GEORGEF
GEORGEB
GEORGEJ
GEORGEI
GEORGEC
GEORGEG
GEORGEH
DISSA
DISSB
DISSE
DISSC
DISSD
Chlordanes (ug/kg/%TOC)
0 - 0.005
0.005 - 0.02
0.02 - 0.08
0.08 - 0.1
Hydrography Polygons
Dishydro24arc_1.shp
Dishydro24poly_1.shp
County Boundary

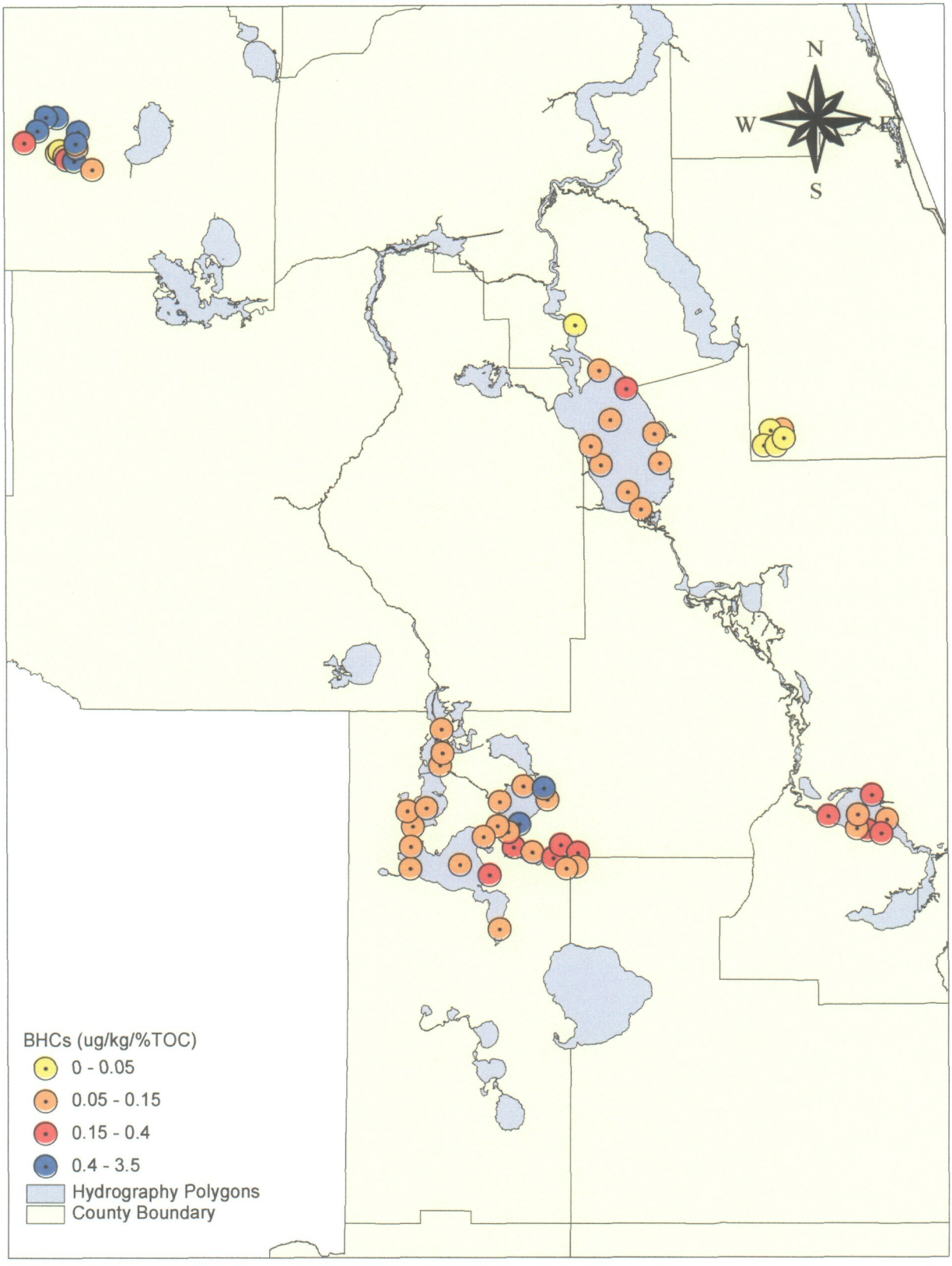
N
W
E
S
BHCs (ug/kg/%TOC)
0 - 0.05
0.05 - 0.15
0.15 - 0.4
0.4 - 3.5
Hydrography Polygons
County Boundary

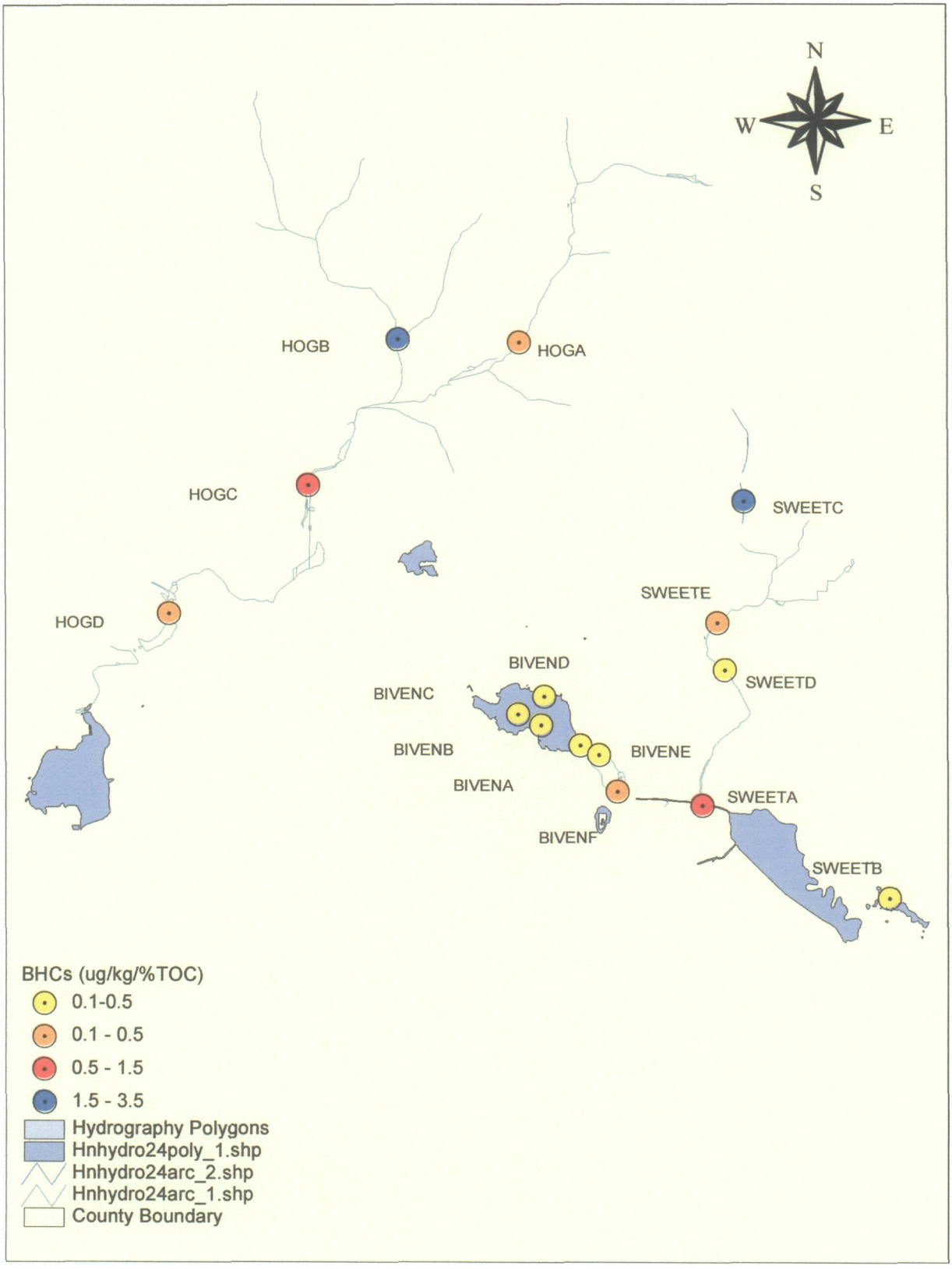
N
W
E
S
HOGB
HOGA
HOGC
SWEETC
SWEETE
HOGD
BIVEND
SWEETD
BIVENC
BIVENB
BIVENE
BIVENA
SWEETA
BIVENF
SWEETB
BHCs (ug/kg/%TOC)
0.1-0.5
0.1 - 0.5
0.5 - 1.5
1.5 - 3.5
Hydrography Polygons
Hnhydro24poly_1.shp
Hnhydro24arc_2.shp
Hnhydro24arc_1.shp
County Boundary

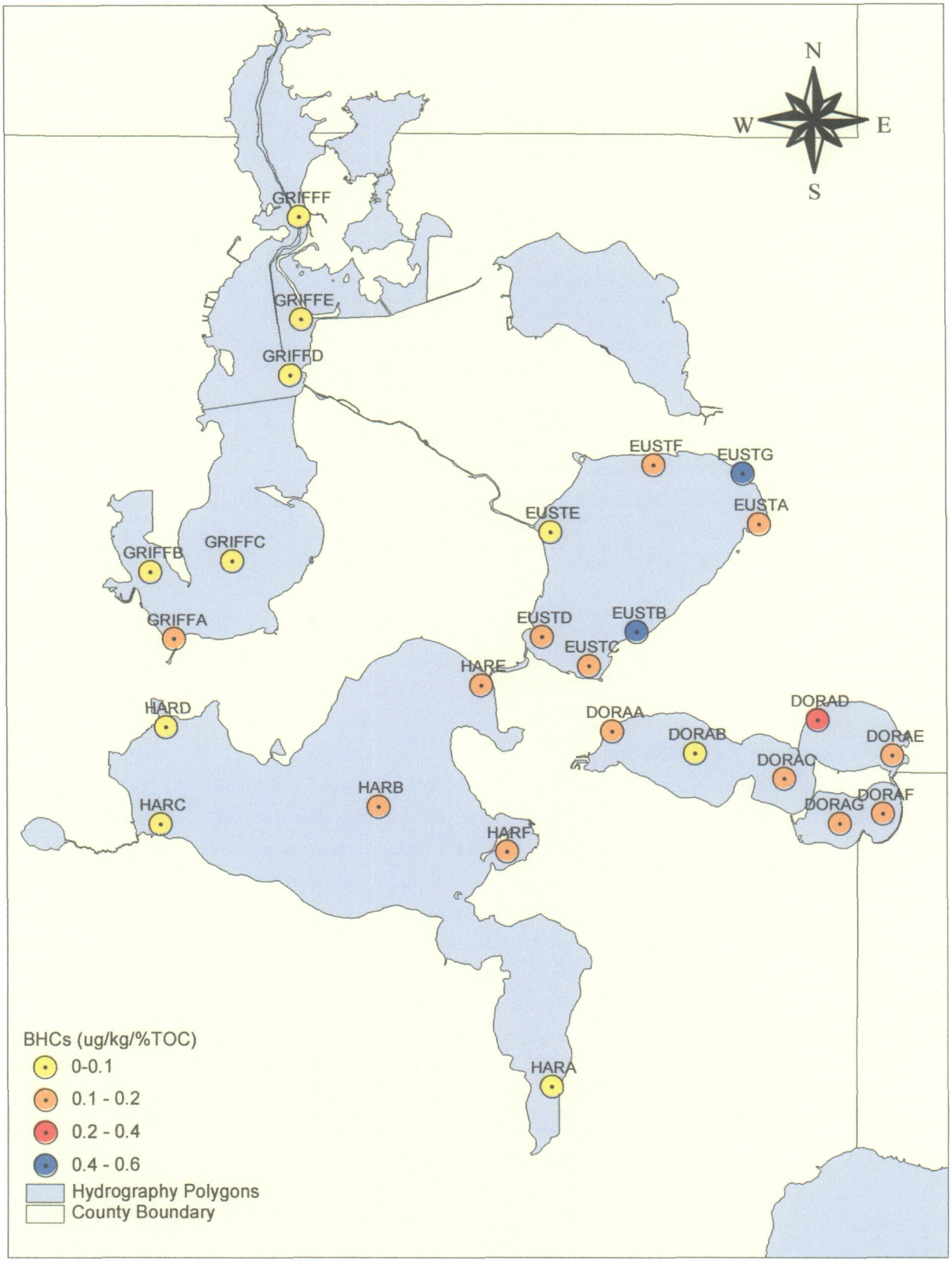
N
W
E
S
GRIFFF
GRIFFE
GRIFFD
GRIFFC
GRIFFB
GRIFFA
EUSTF
EUSTG
EUSTA
EUSTE
EUSTD
EUSTB
EUSTC
HARE
HARD
HARC
HARB
HARF
HARA
DORAA
DORAB
DORAD
DORAE
DORAC
DORAG
DORAF
BHCs (ug/kg/%TOC)
0-0.1
0.1 - 0.2
0.2 - 0.4
0.4 - 0.6
Hydrography Polygons
County Boundary

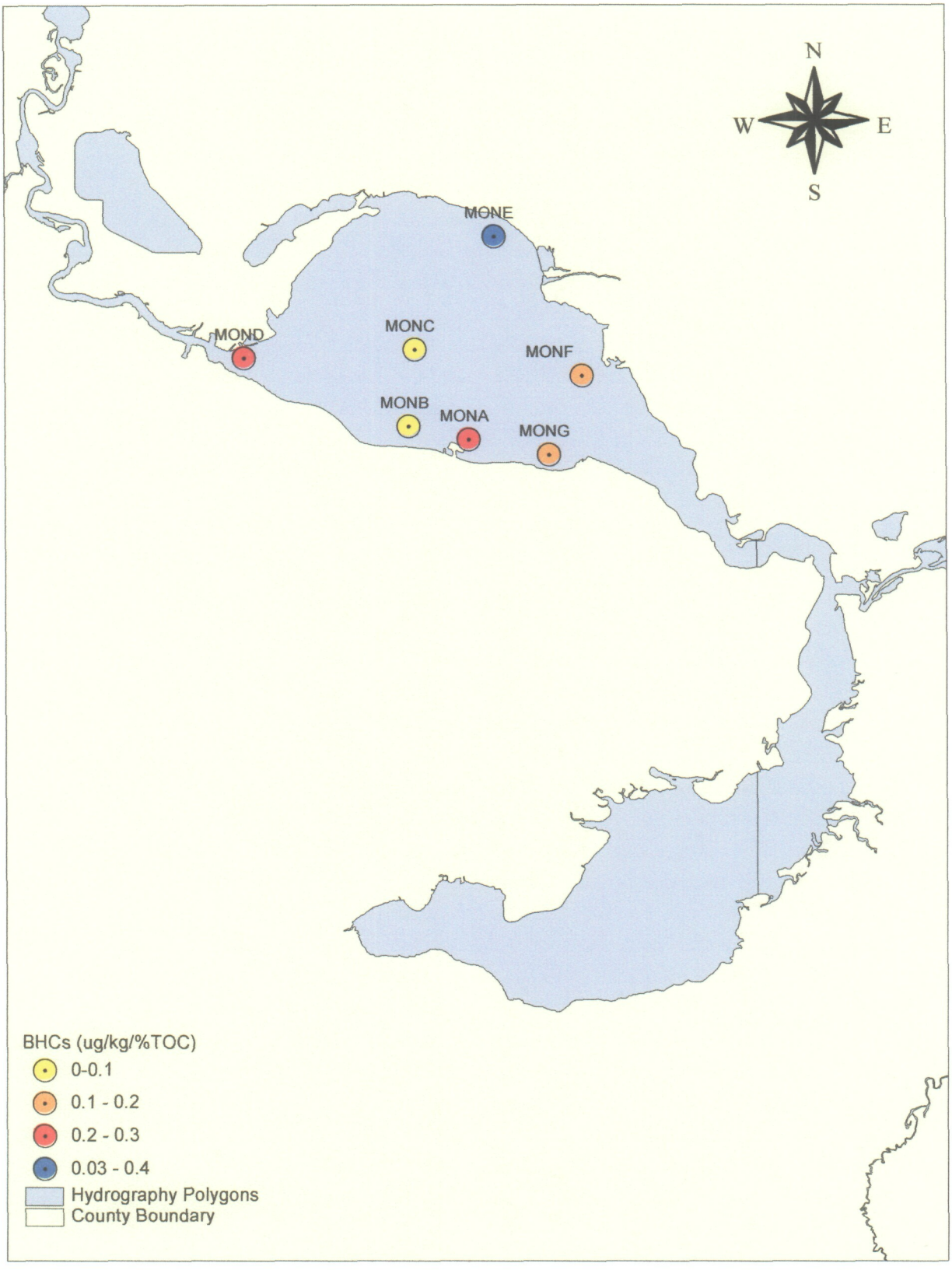
N
W
E
S
MONE
MONC
MOND
MONF
MONB
MONA
MONG
BHCs (ug/kg/%TOC)
0-0.1
0.1 - 0.2
0.2 - 0.3
0.03 - 0.4
Hydrography Polygons
County Boundary

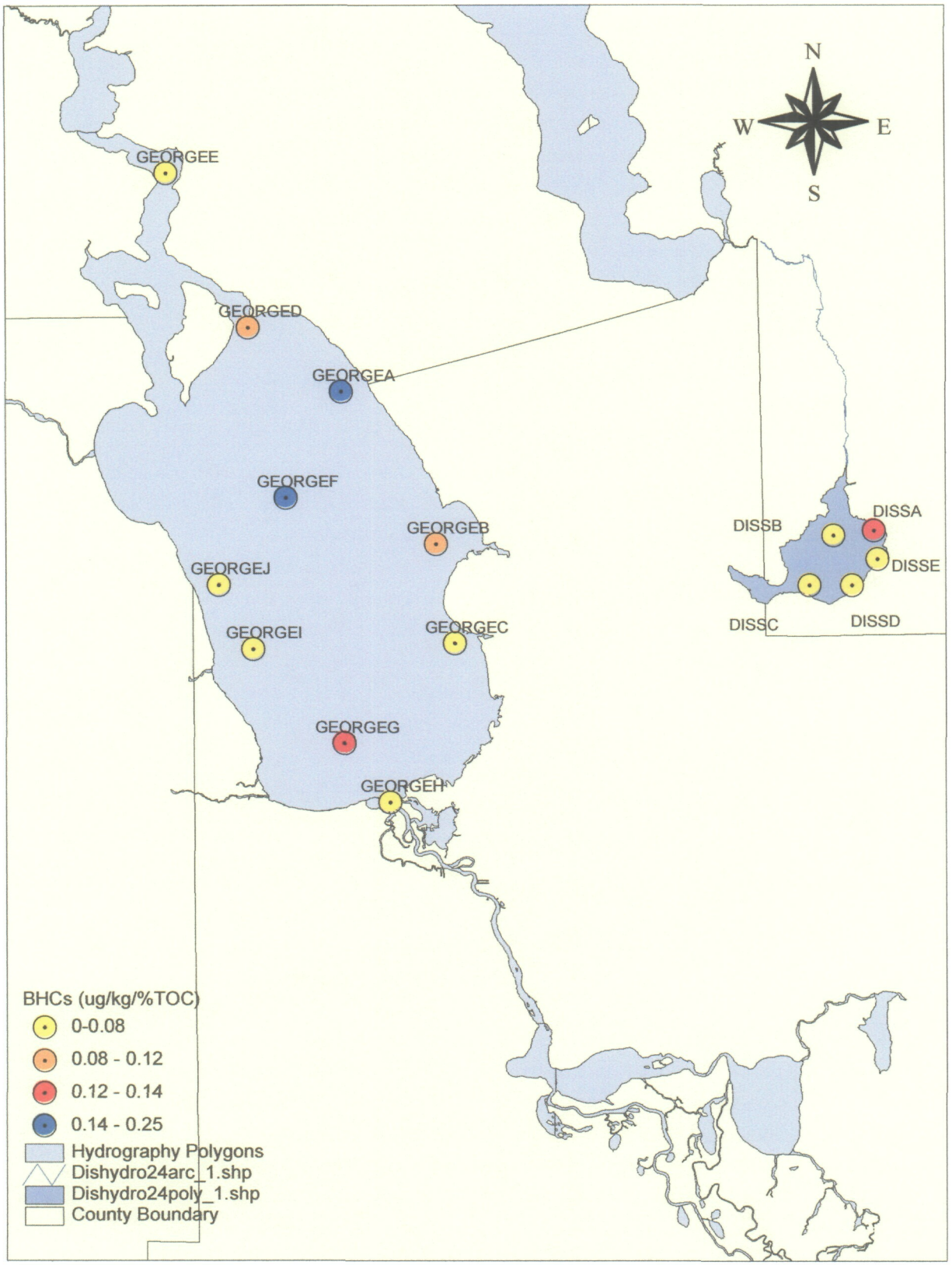
N
W
E
S
GEORGEE
GEORGED
GEORGEA
GEORGEF
GEORGEB
GEORGEJ
GEORGEI
GEORGEC
GEORGEG
GEORGEH
DISSA
DISSB
DISSE
DISSC
DISSD
BHCs (ug/kg/%TOC)
0-0.08
0.08 - 0.12
0.12 - 0.14
0.14 - 0.25
Hydrography Polygons
Dishydro24arc_1.shp
Dishydro24poly_1.shp
County Boundary

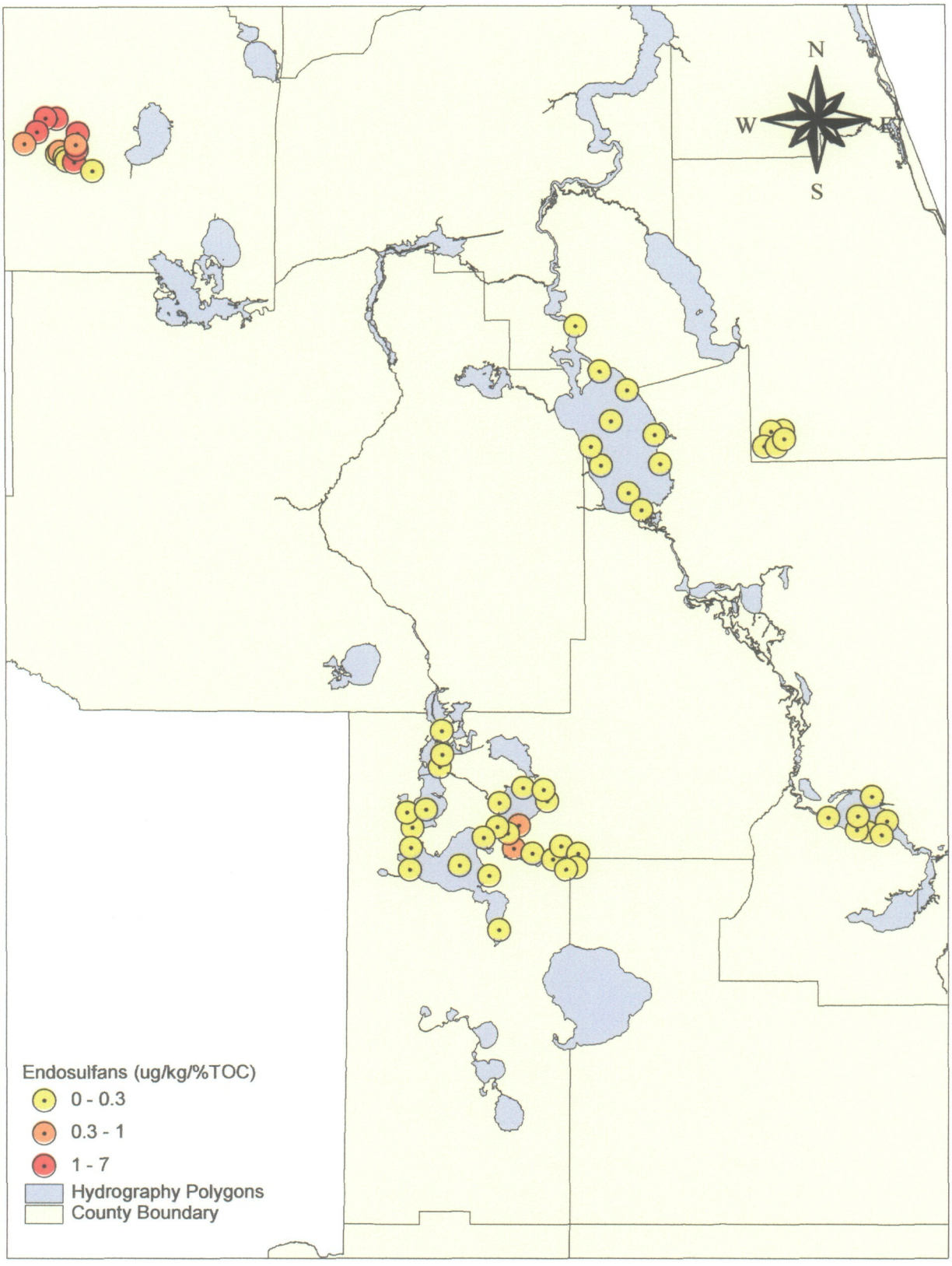
N
W
E
S
Endosulfans (ug/kg/%TOC)
0 - 0.3
0.3 - 1
1 - 7
Hydrography Polygons
County Boundary

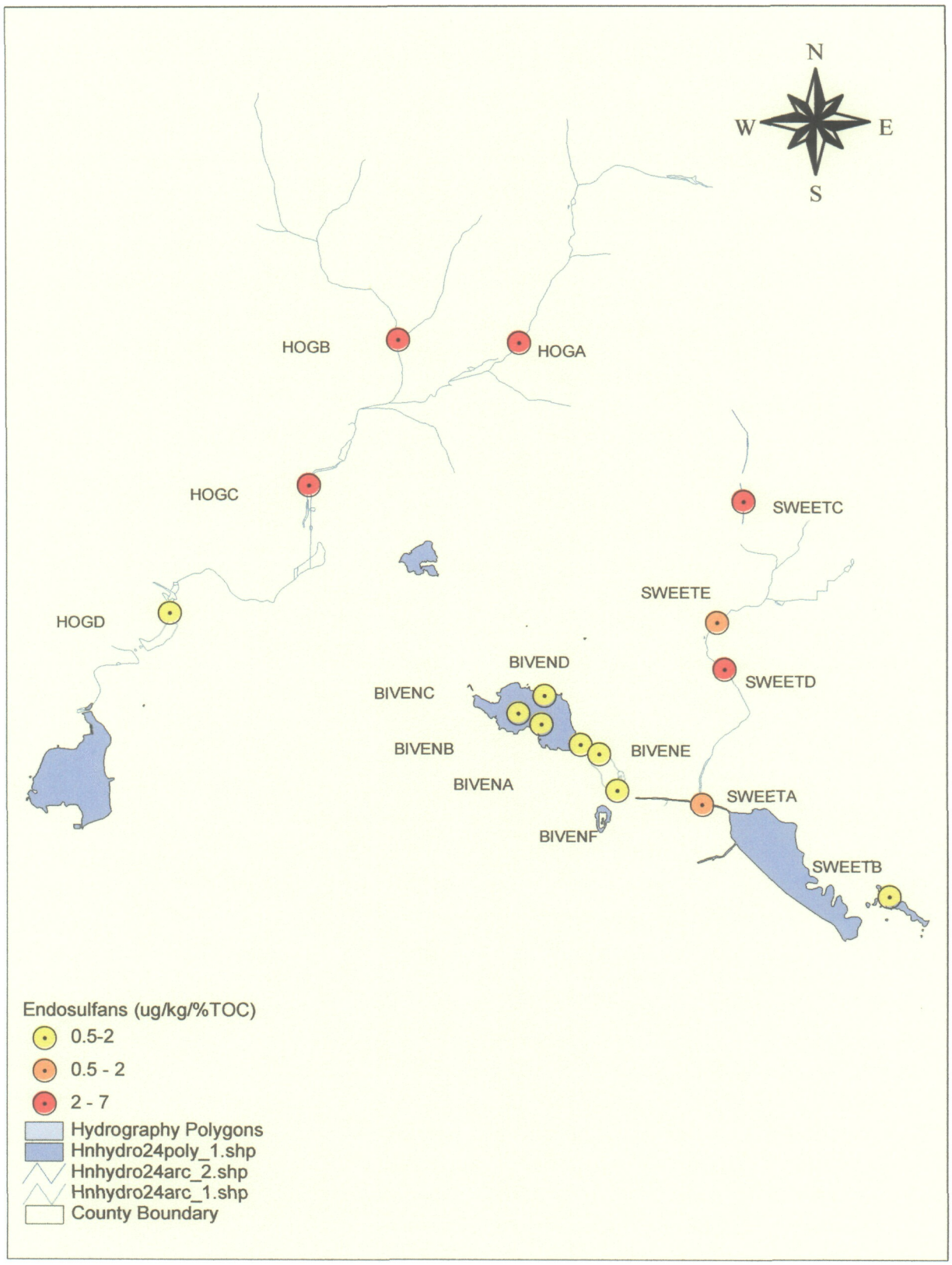
N
W
E
S
HOGB
HOGA
HOGC
SWEETC
HOGD
SWEETE
BIVEND
SWEETD
BIVENC
BIVENB
BIVENE
BIVENA
SWEETA
BIVENF
SWEETB
Endosulfans (ug/kg/%TOC)
0.5-2
0.5 - 2
2 - 7
Hydrography Polygons
Hnhydro24poly_1.shp
Hnhydro24arc_2.shp
Hnhydro24arc_1.shp
County Boundary

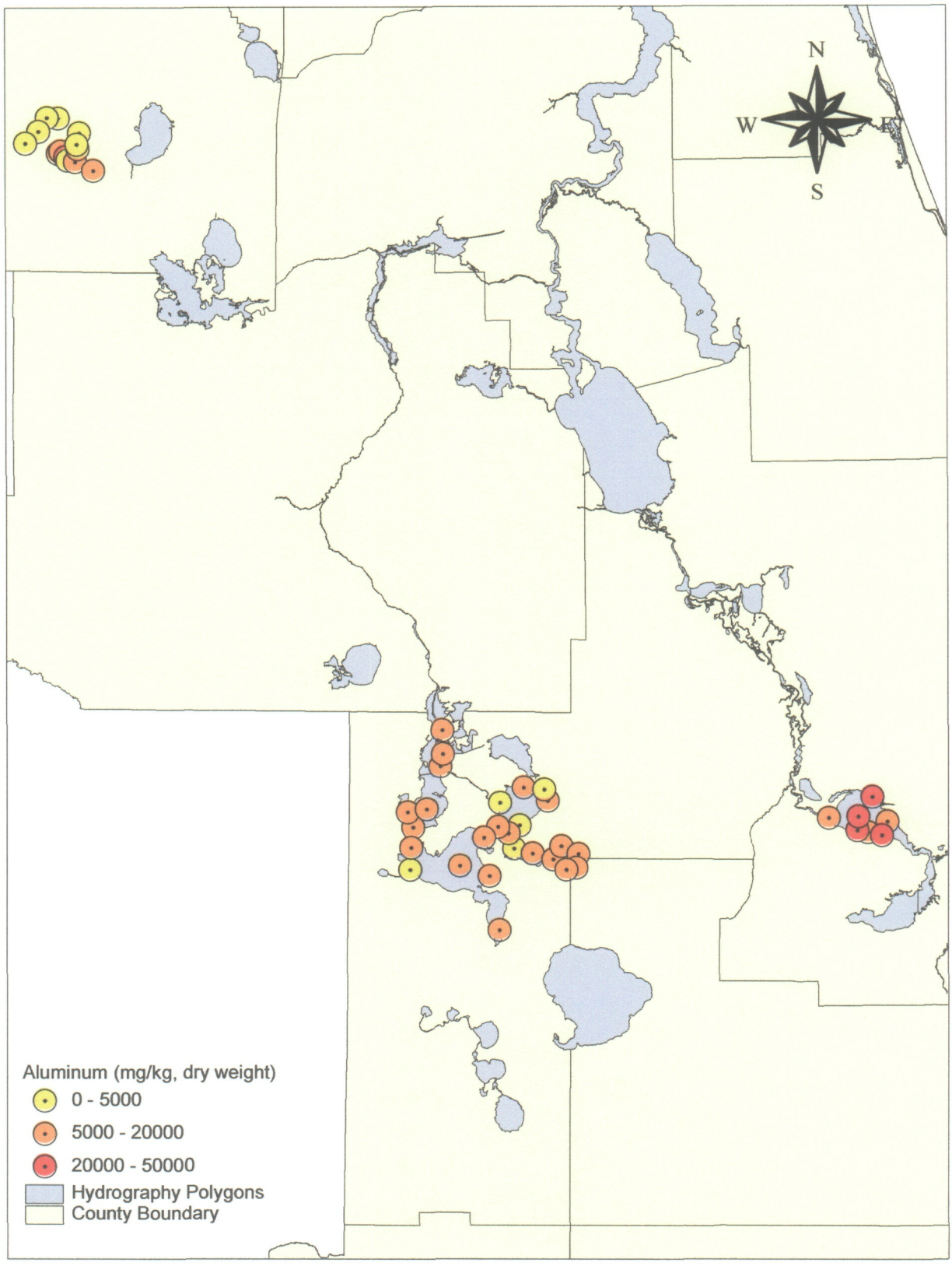
N
W
E
S
Aluminum (mg/kg, dry weight)
0 - 5000
5000 - 20000
20000 - 50000
Hydrography Polygons
County Boundary

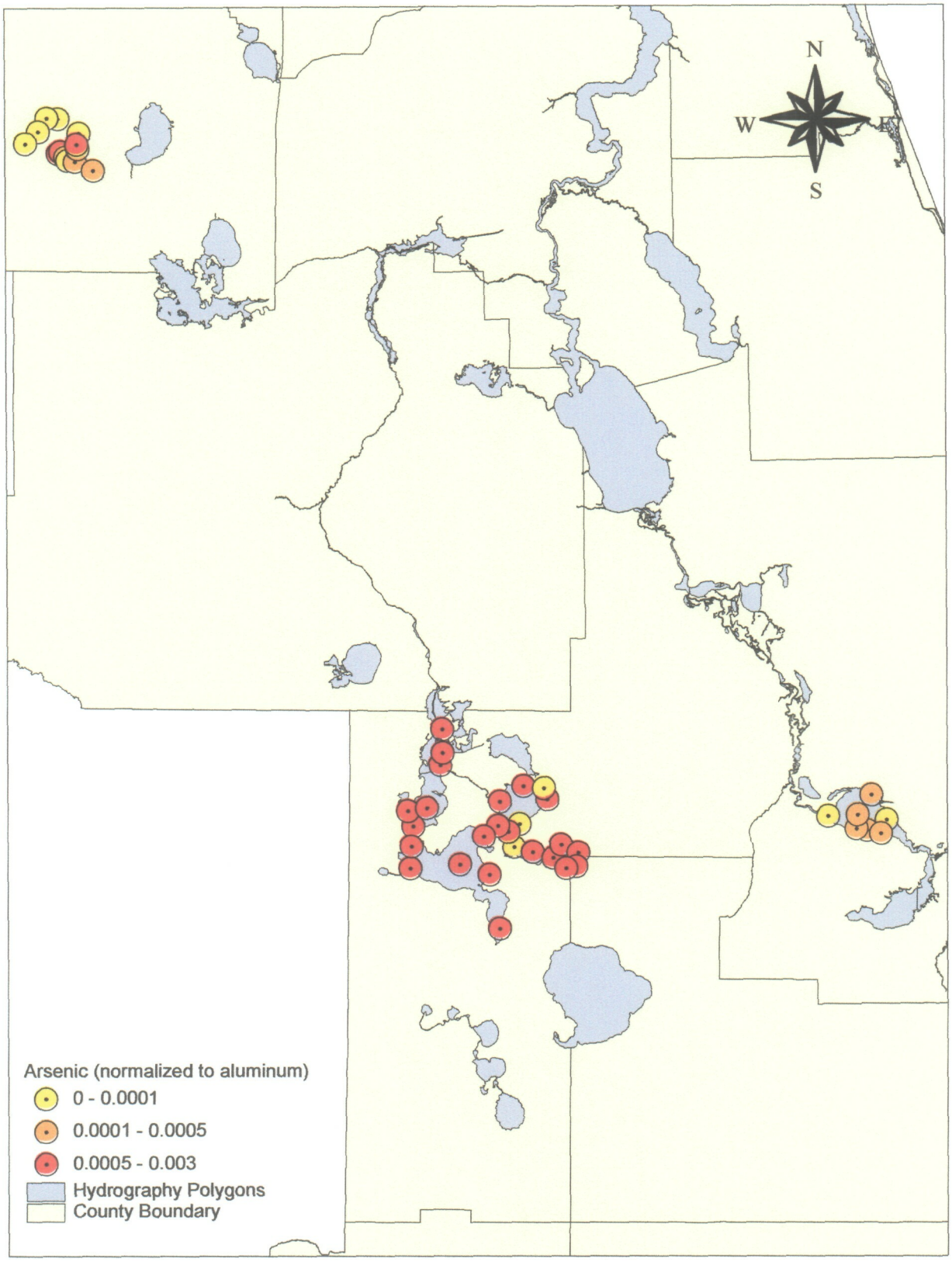
N
W
E
S
Arsenic (normalized to aluminum)
0 - 0.0001
0.0001 - 0.0005
0.0005 - 0.003
Hydrography Polygons
County Boundary

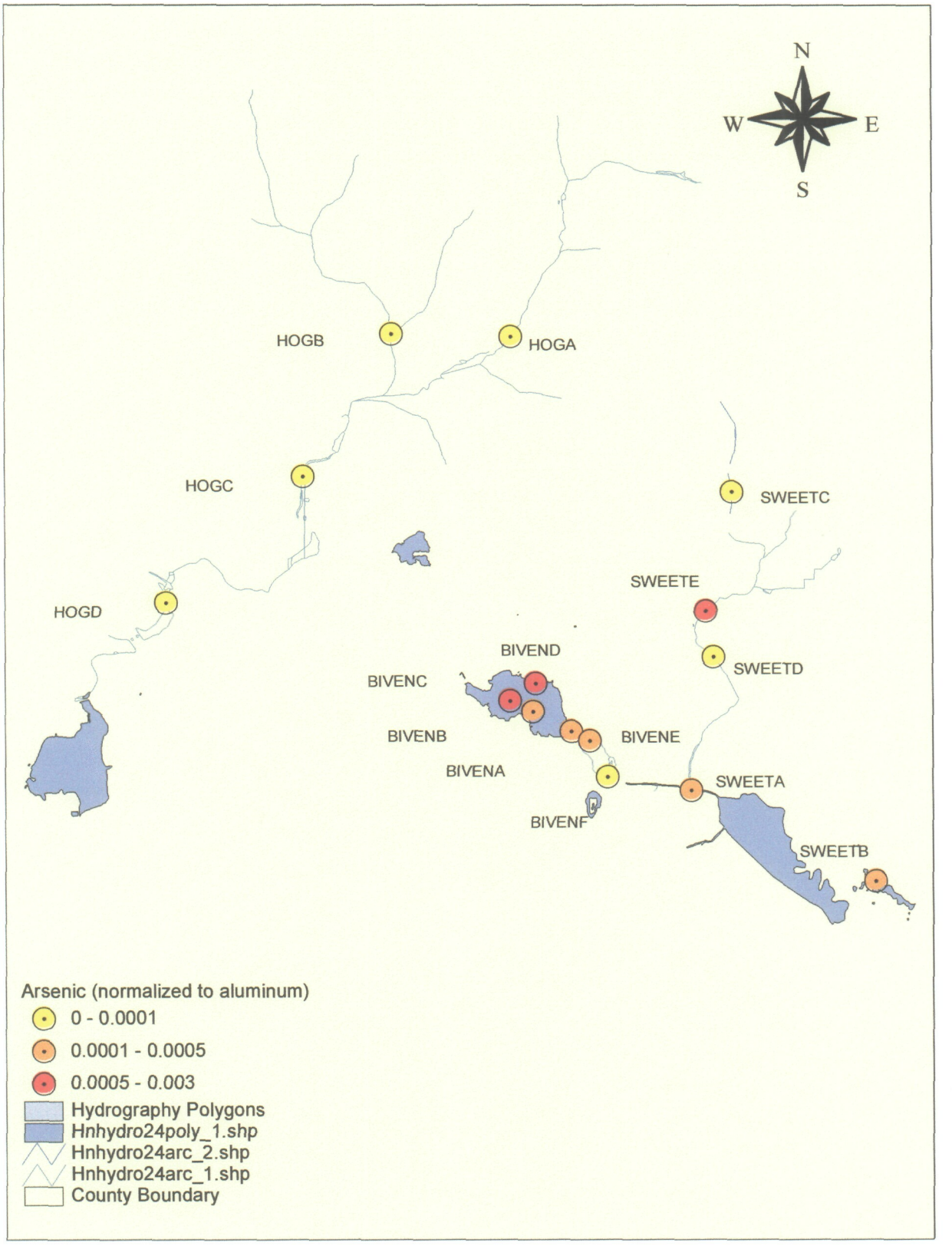
N
W
E
S
HOGB
HOGA
HOGC
SWEETC
SWEETE
HOGD
BIVEND
SWEETD
BIVENC
BIVENB
BIVENE
BIVENA
SWEETA
BIVENF
SWEETB
Arsenic (normalized to aluminum)
0 - 0.0001
0.0001 - 0.0005
0.0005 - 0.003
Hydrography Polygons
Hnhydro24poly_1.shp
Hnhydro24arc_2.shp
Hnhydro24arc_1.shp
County Boundary

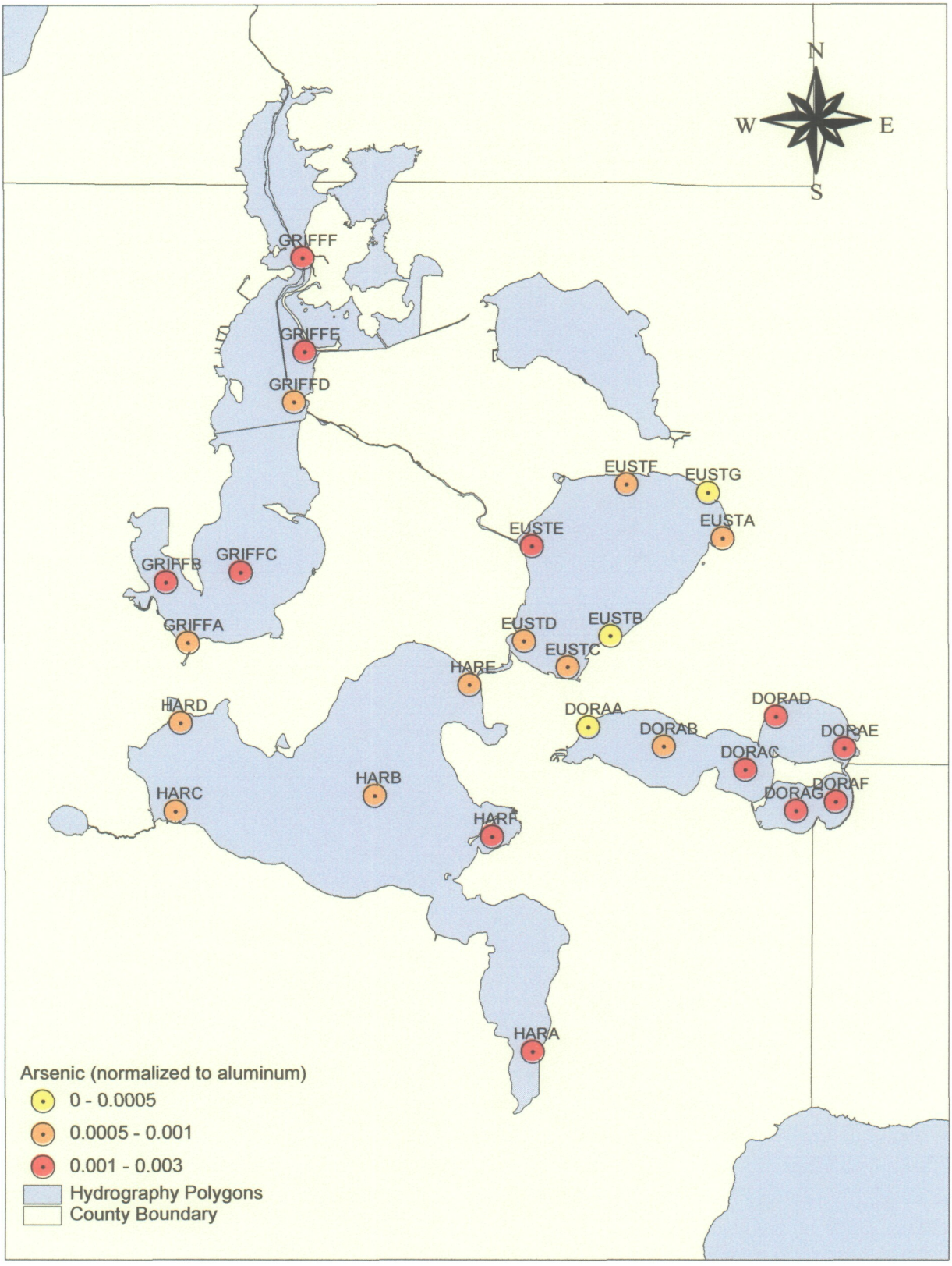
N
W
E
S
GRIFFF
GRIFFE
GRIFFD
GRIFFB
GRIFFC
GRIFFA
EUSTF
EUSTG
EUSTA
EUSTE
EUSTD
EUSTB
EUSTC
HARE
HARD
HARC
HARB
HARF
HARA
DORAA
DORAB
DORAD
DORAE
DORAC
DORAG
DORAF
Arsenic (normalized to aluminum)
0 - 0.0005
0.0005 - 0.001
0.001 - 0.003
Hydrography Polygons
County Boundary

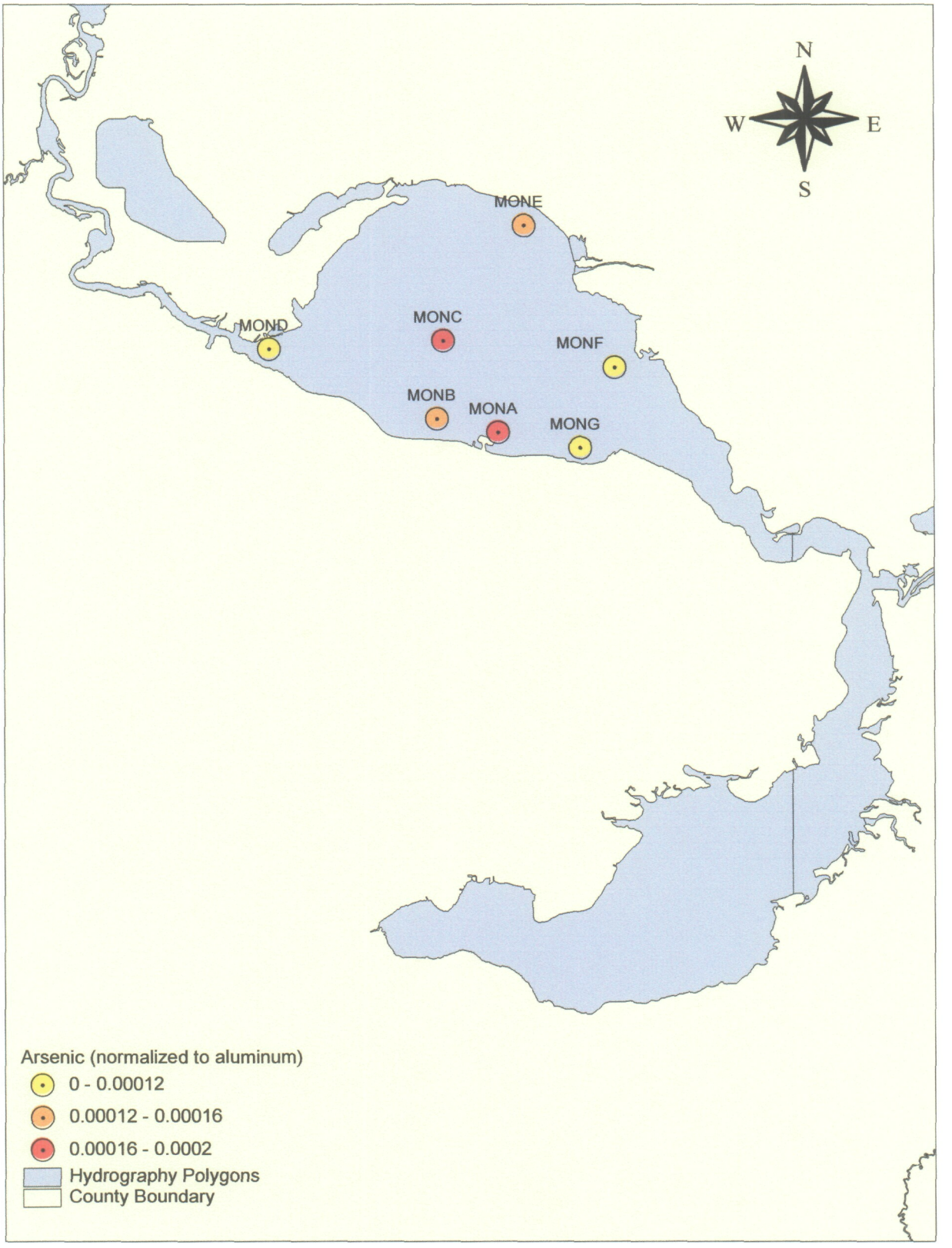
N
W
E
S
MONE
MONC
MOND
MONF
MONB
MONA
MONG
Arsenic (normalized to aluminum)
0 - 0.00012
0.00012 - 0.00016
0.00016 - 0.0002
Hydrography Polygons
County Boundary

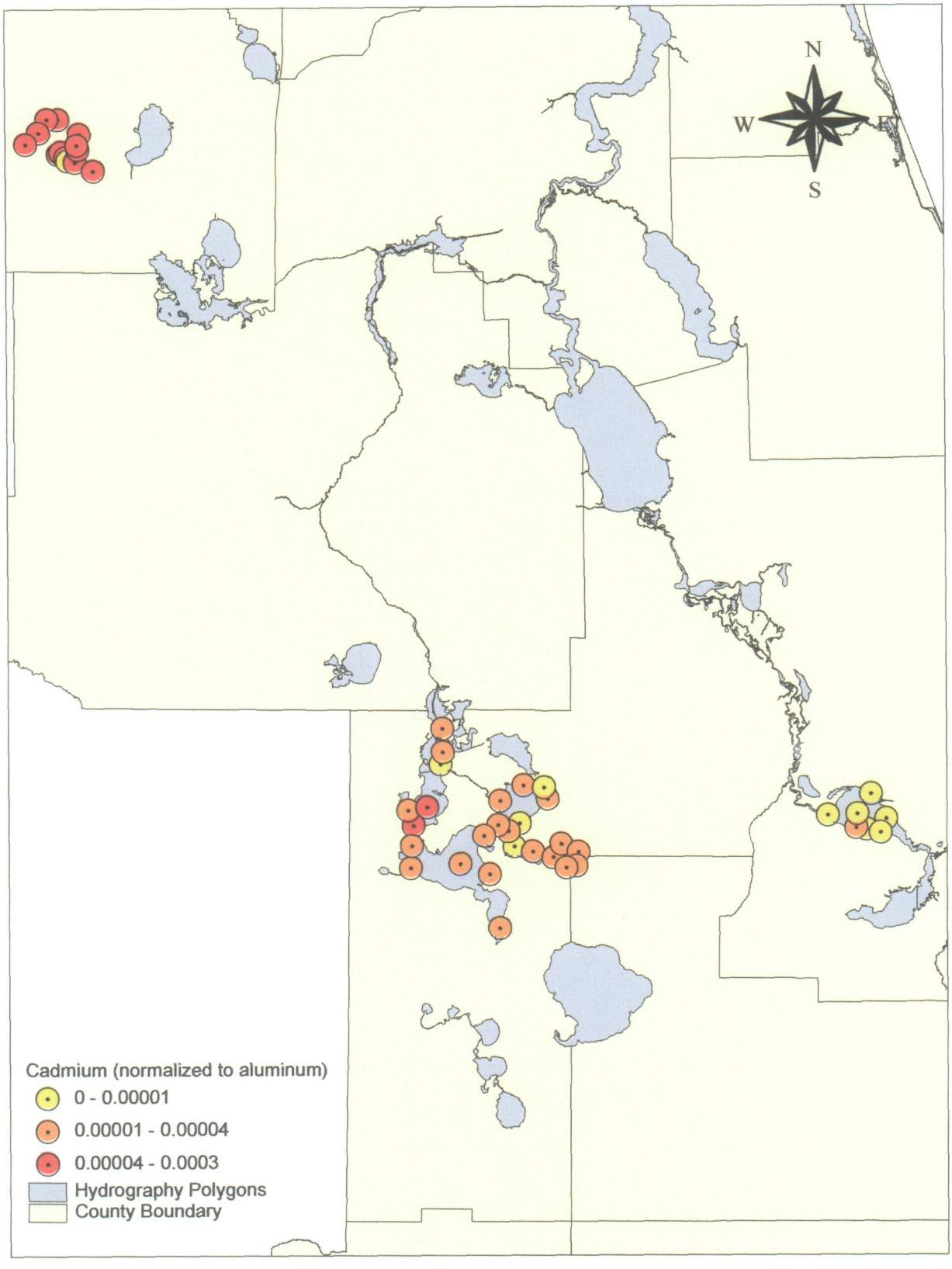
N
W
E
S
Cadmium (normalized to aluminum)
0 - 0.00001
0.00001 - 0.00004
0.00004 - 0.0003
Hydrography Polygons
County Boundary

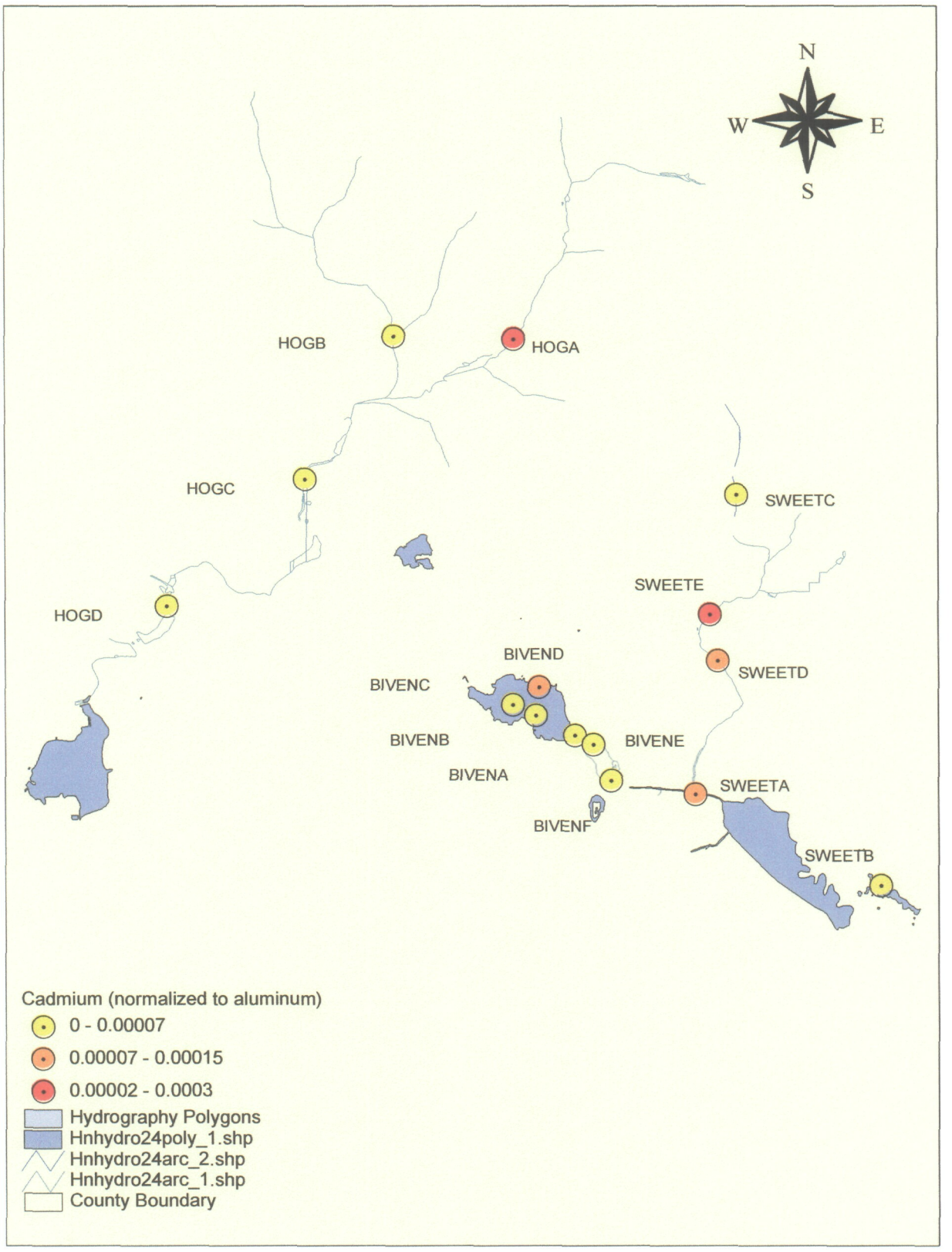
N
W
E
S
HOGB
HOGA
HOGC
SWEETC
HOGD
SWEETE
BIVEND
SWEETD
BIVENC
BIVENB
BIVENE
BIVENA
SWEETA
BIVENF
SWEETB
Cadmium (normalized to aluminum)
0 - 0.00007
0.00007 - 0.00015
0.00002 - 0.0003
Hydrography Polygons
Hnhydro24poly_1.shp
Hnhydro24arc_2.shp
Hnhydro24arc_1.shp
County Boundary

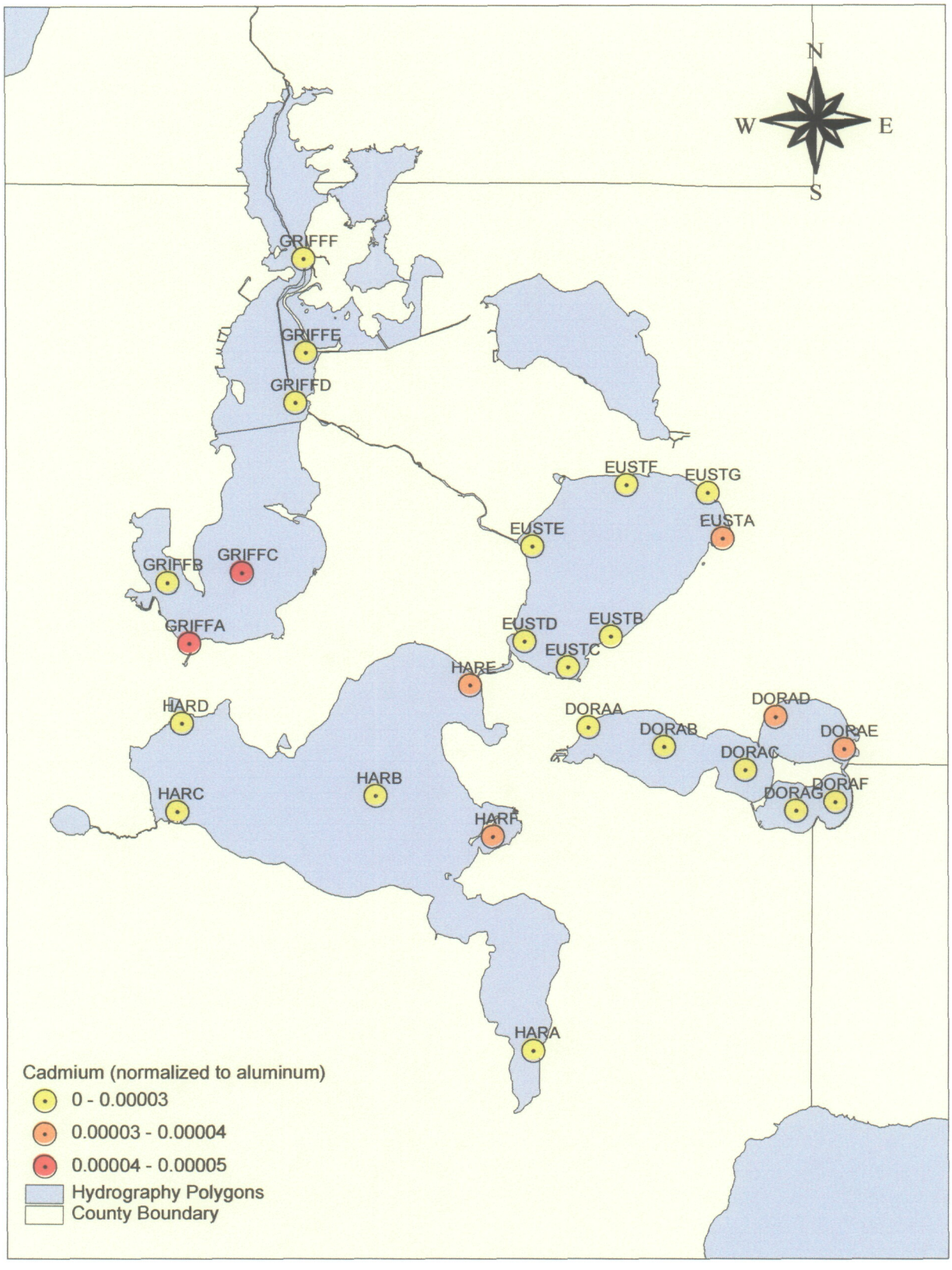
N
W
E
S
GRIFFF
GRIFFE
GRIFFD
GRIFFC
GRIFFB
GRIFFA
EUSTF
EUSTG
EUSTA
EUSTE
EUSTD
EUSTB
EUSTC
HARE
HARD
HARC
HARB
HARF
HARA
DORAA
DORAB
DORAC
DORAD
DORAE
DORAF
DORAG
Cadmium (normalized to aluminum)
0 - 0.00003
0.00003 - 0.00004
0.00004 - 0.00005
Hydrography Polygons
County Boundary

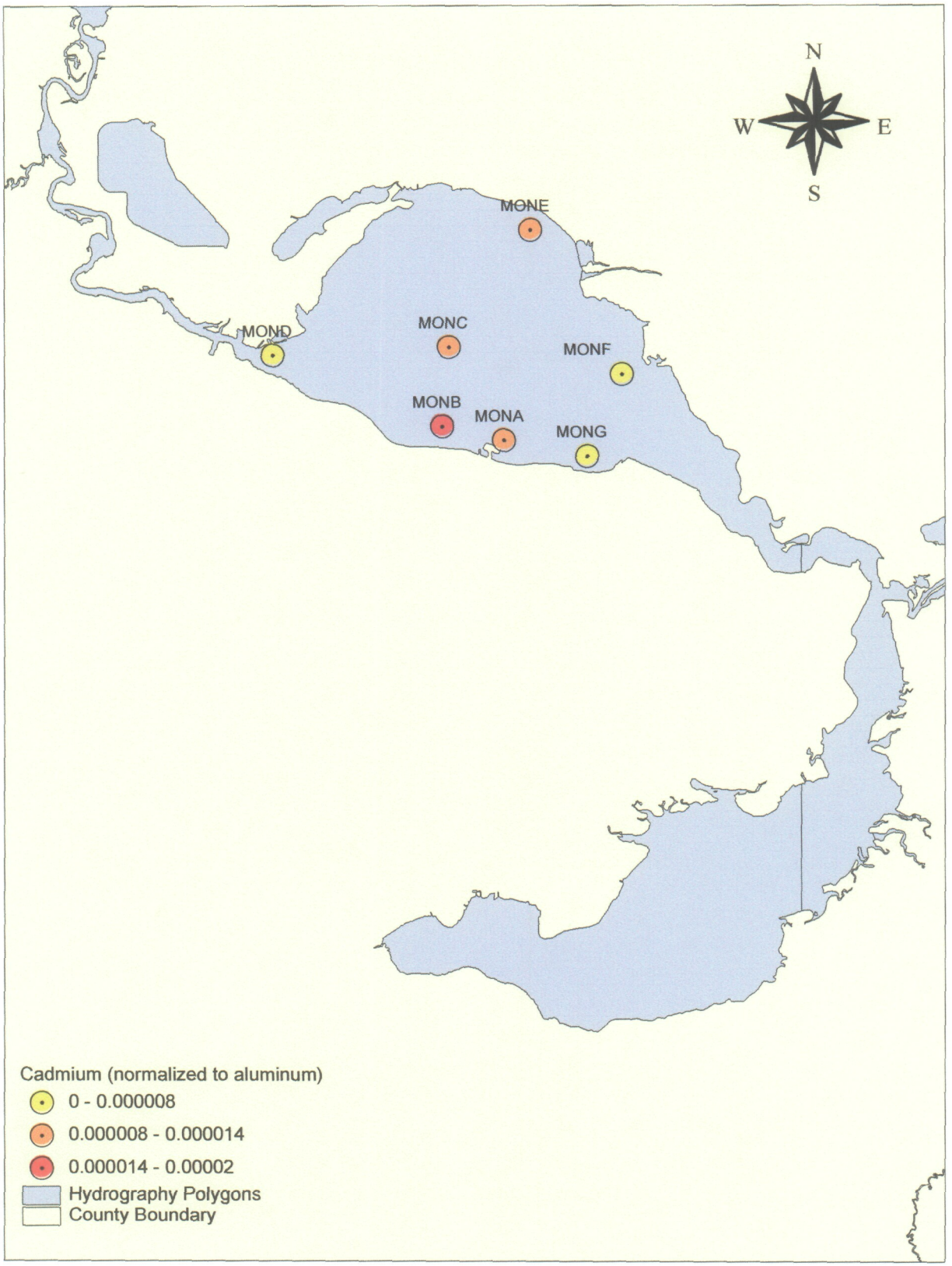
N
W
E
S
MONE
MONC
MOND
MONF
MONB
MONA
MONG
Cadmium (normalized to aluminum)
0 - 0.000008
0.000008 - 0.000014
0.000014 - 0.00002
Hydrography Polygons
County Boundary

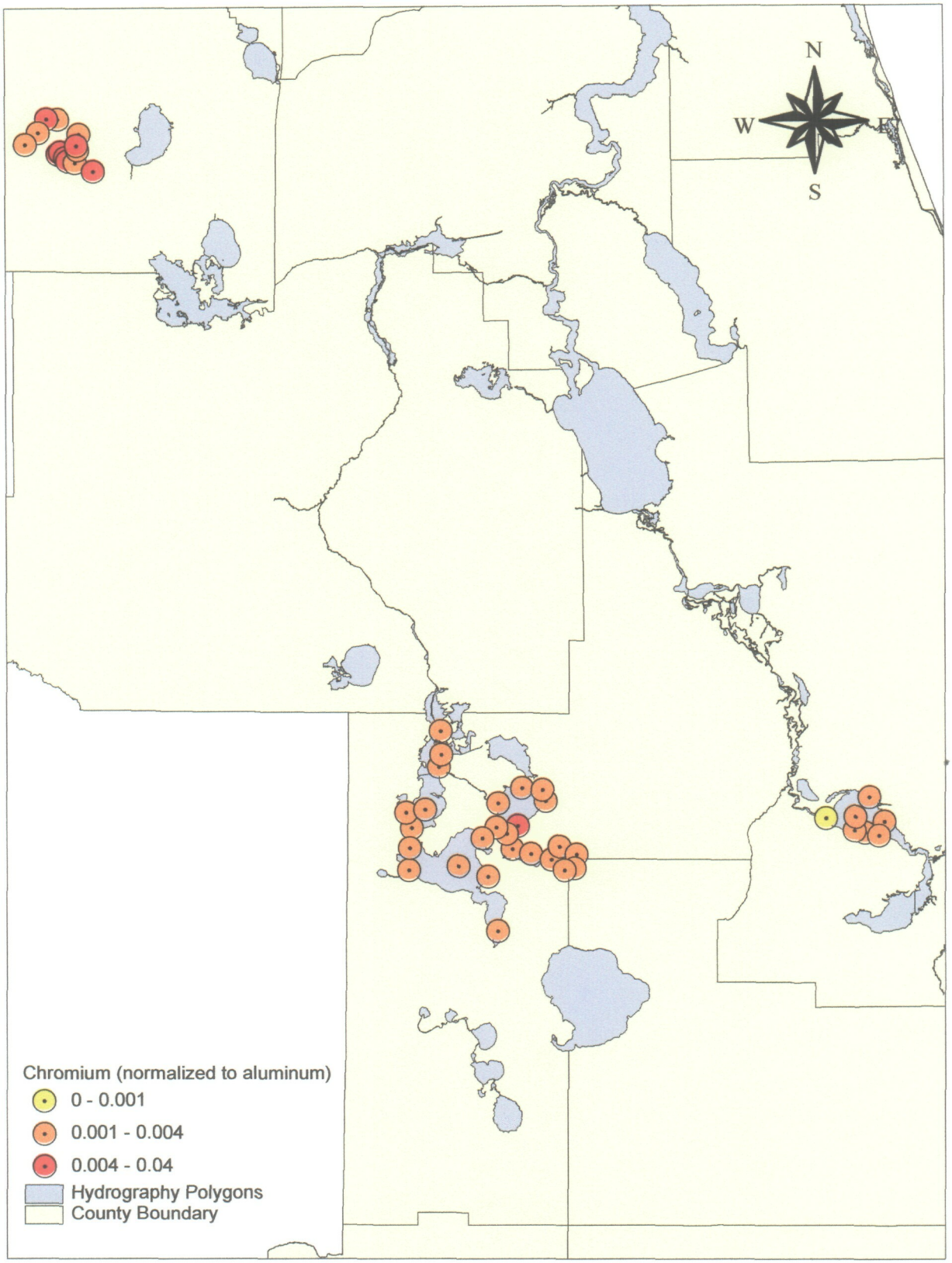
N
W
E
S
Chromium (normalized to aluminum)
0 - 0.001
0.001 - 0.004
0.004 - 0.04
Hydrography Polygons
County Boundary

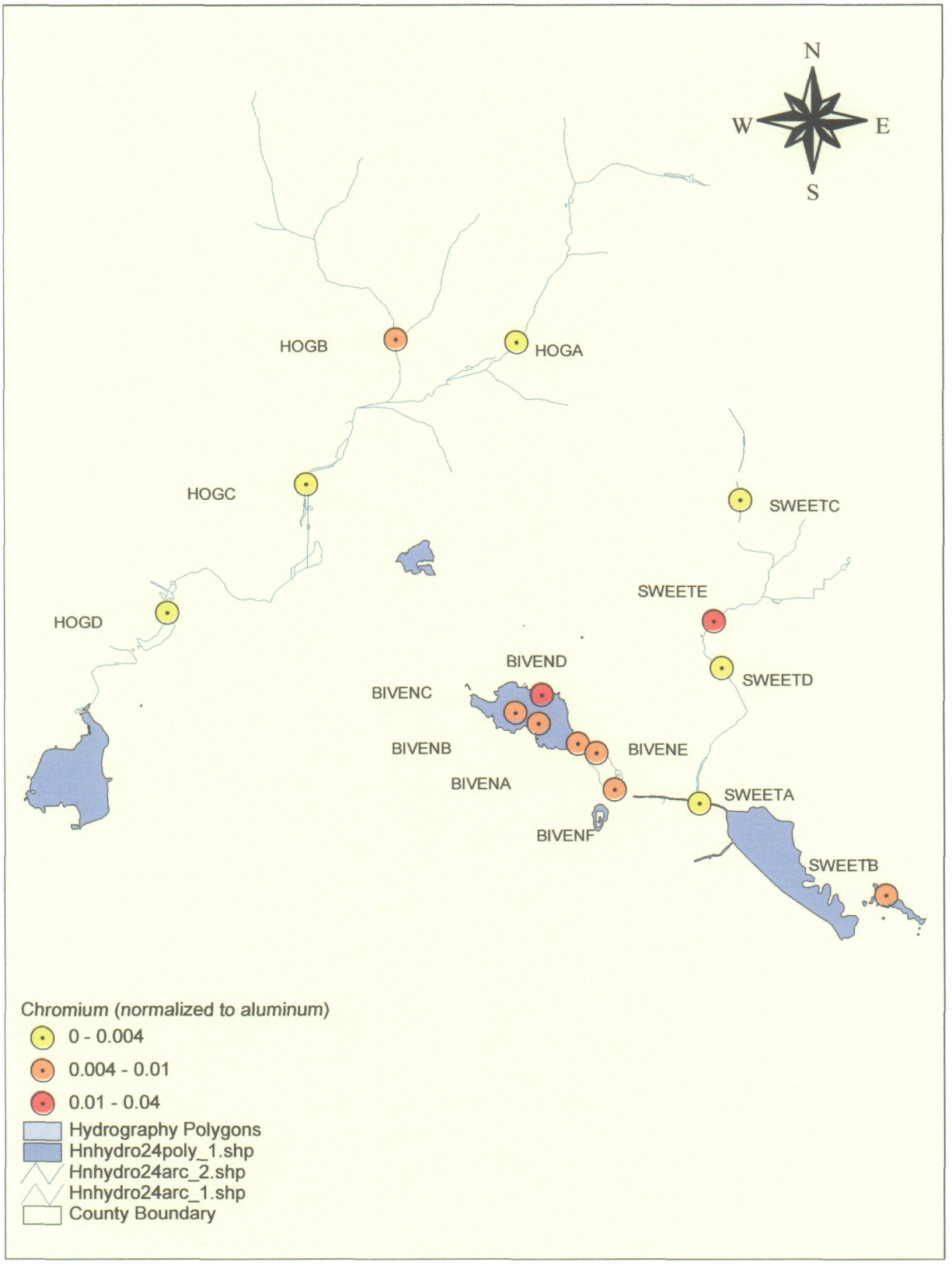
N
W
E
S
HOGB
HOGA
HOGC
SWEETC
SWEETE
HOGD
BIVEND
SWEETD
BIVENC
BIVENB
BIVENE
BIVENA
SWEETA
BIVENF
SWEETB
Chromium (normalized to aluminum)
0 - 0.004
0.004 - 0.01
0.01 - 0.04
Hydrography Polygons
Hnhydro24poly_1.shp
Hnhydro24arc_2.shp
Hnhydro24arc_1.shp
County Boundary

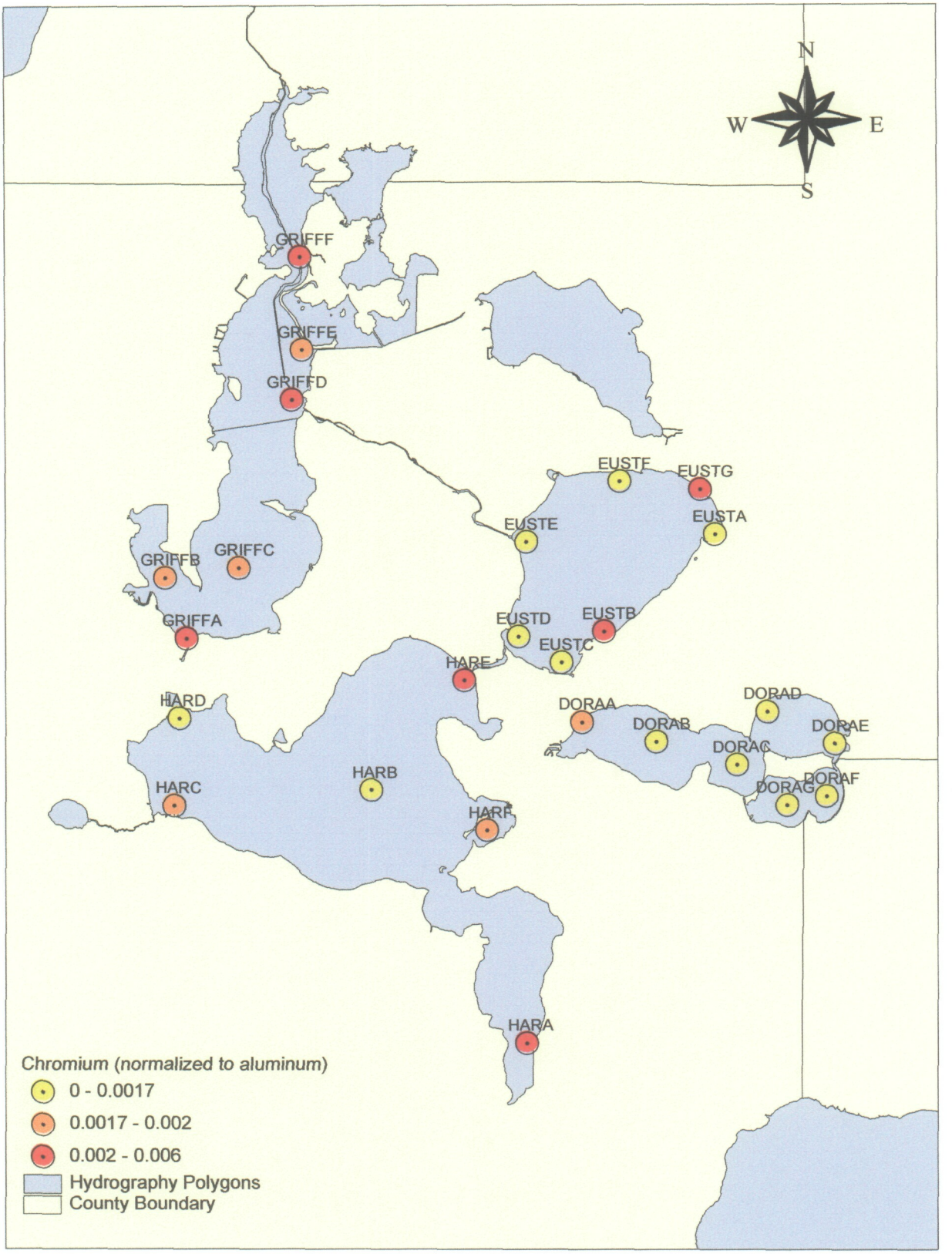
N
W
E
S
GRIFFF
GRIFFE
GRIFFD
GRIFFB
GRIFFC
GRIFFA
EUSTF
EUSTG
EUSTE
EUSTA
EUSTD
EUSTB
EUSTC
HARE
HARD
HARC
HARB
HARF
HARA
DORAA
DORAB
DORAC
DORAD
DORAE
DORAF
DORAG
Chromium (normalized to aluminum)
0 - 0.0017
0.0017 - 0.002
0.002 - 0.006
Hydrography Polygons
County Boundary

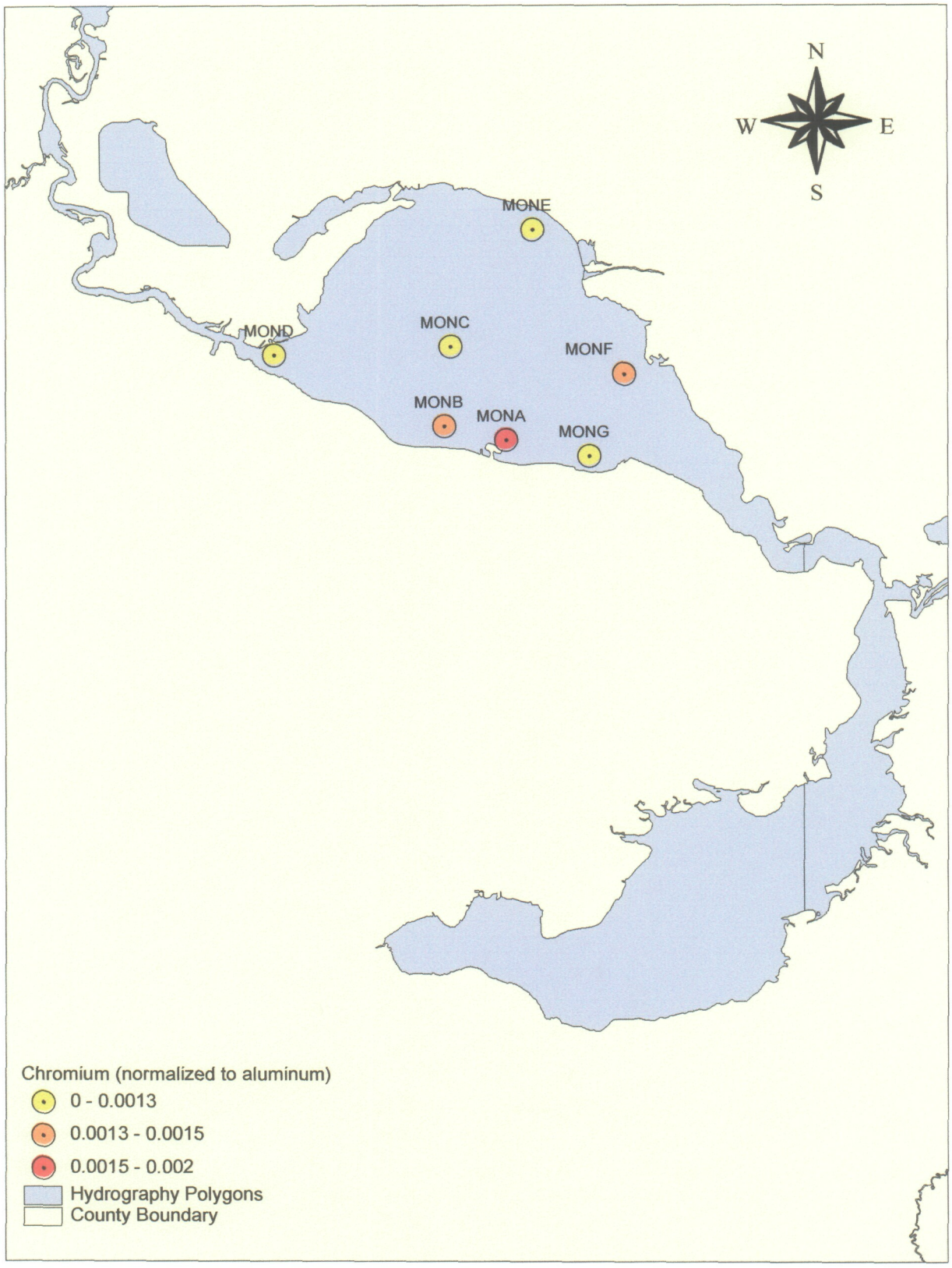
N
W
E
S
MONE
MONC
MOND
MONF
MONB
MONA
MONG
Chromium (normalized to aluminum)
0 - 0.0013
0.0013 - 0.0015
0.0015 - 0.002
Hydrography Polygons
County Boundary

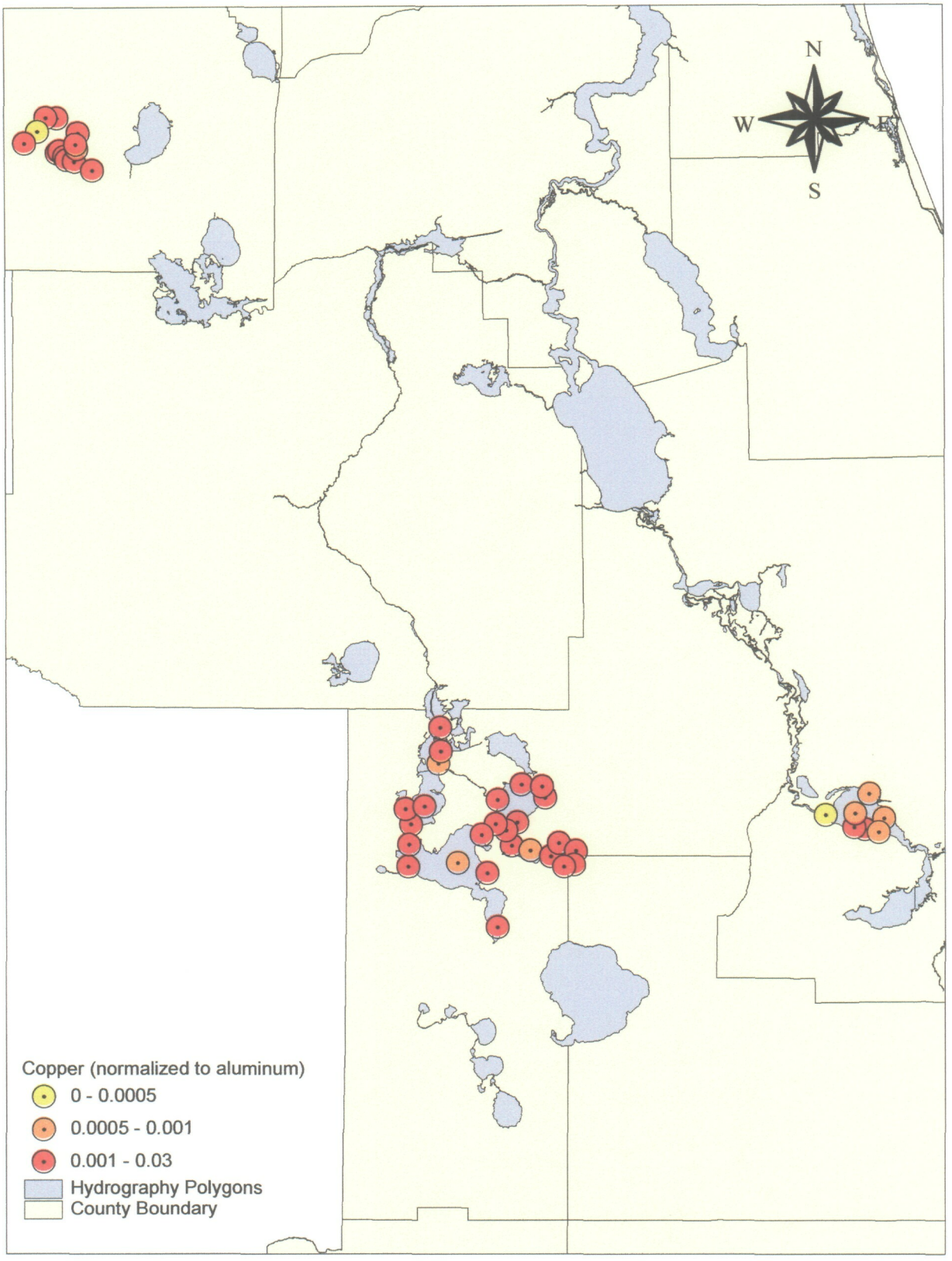
N
W
E
S
Copper (normalized to aluminum)
0 - 0.0005
0.0005 - 0.001
0.001 - 0.03
Hydrography Polygons
County Boundary

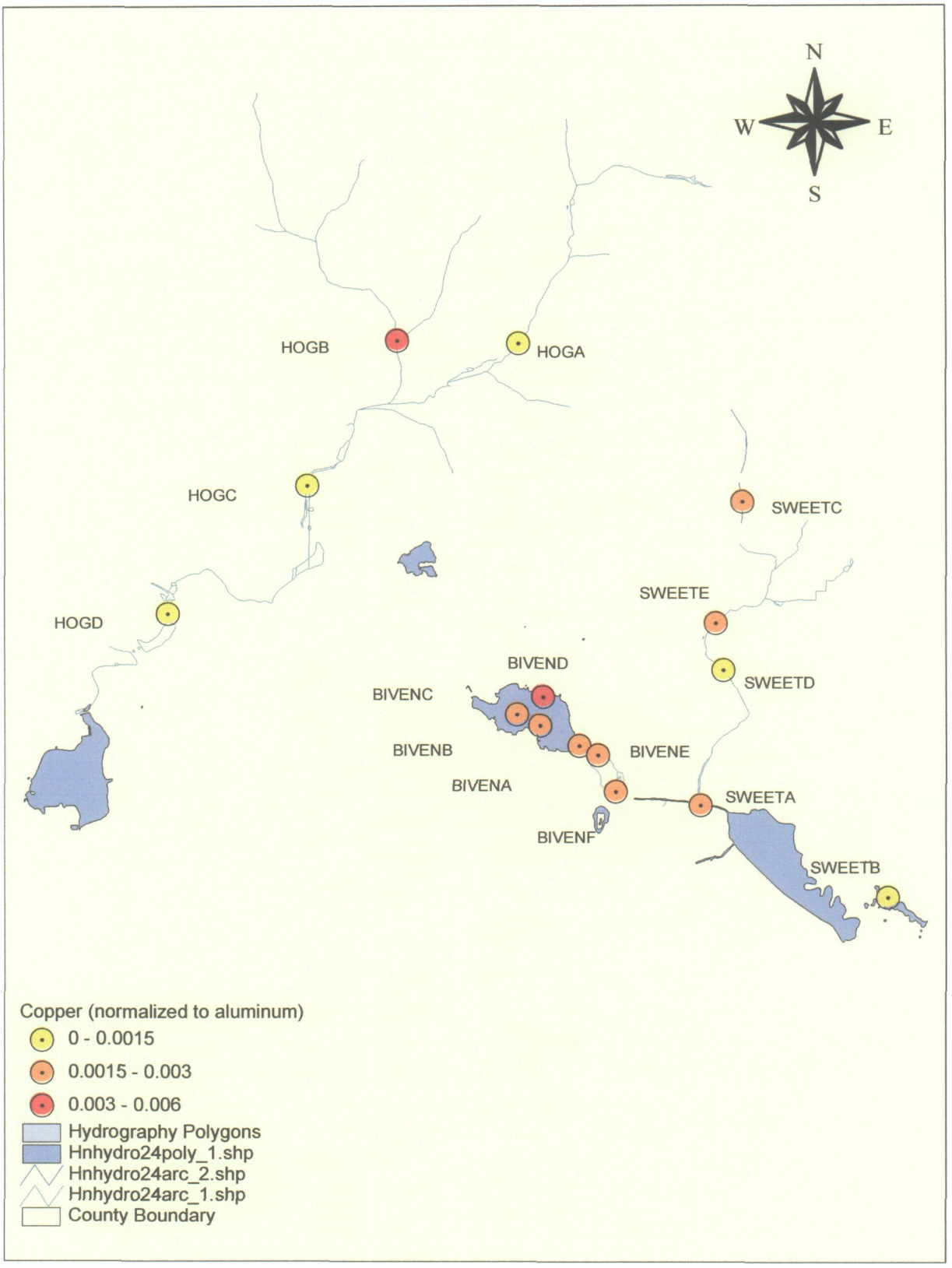
N
W
E
S
HOGB
HOGA
HOGC
SWEETC
HOGD
SWEETE
BIVEND
SWEETD
BIVENC
BIVENB
BIVENE
BIVENA
SWEETA
BIVENF
SWEETB
Copper (normalized to aluminum)
0 - 0.0015
0.0015 - 0.003
0.003 - 0.006
Hydrography Polygons
Hnhydro24poly_1.shp
Hnhydro24arc_2.shp
Hnhydro24arc_1.shp
County Boundary

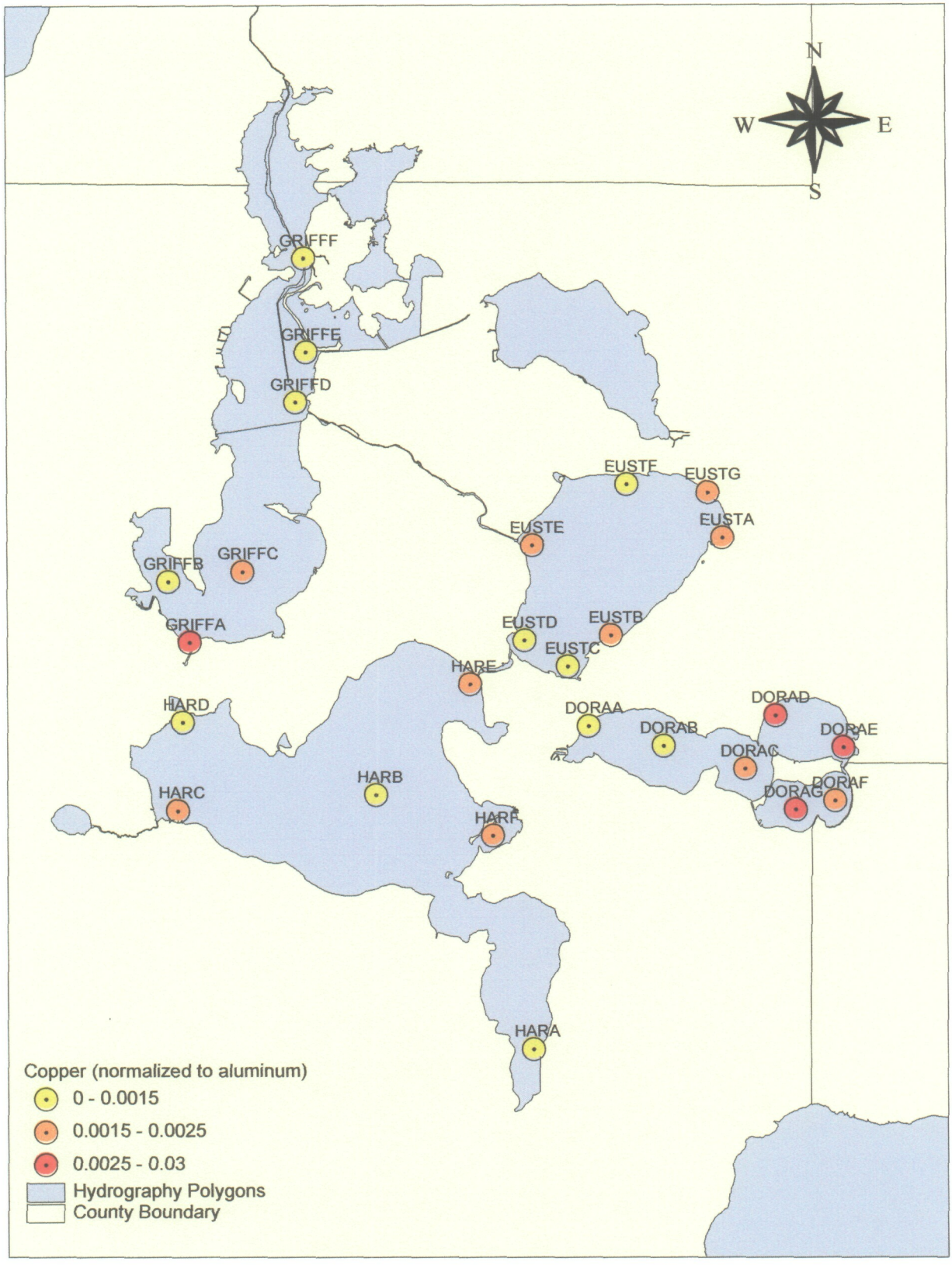
N
W
E
S
GRIFFF
GRIFFE
GRIFFD
GRIFFB
GRIFFC
GRIFFA
EUSTF
EUSTG
EUSTA
EUSTE
EUSTD
EUSTB
EUSTC
HARE
HARD
HARC
HARB
HARF
HARA
DORAA
DORAB
DORAC
DORAD
DORAE
DORAF
DORAG
Copper (normalized to aluminum)
0 - 0.0015
0.0015 - 0.0025
0.0025 - 0.03
Hydrography Polygons
County Boundary

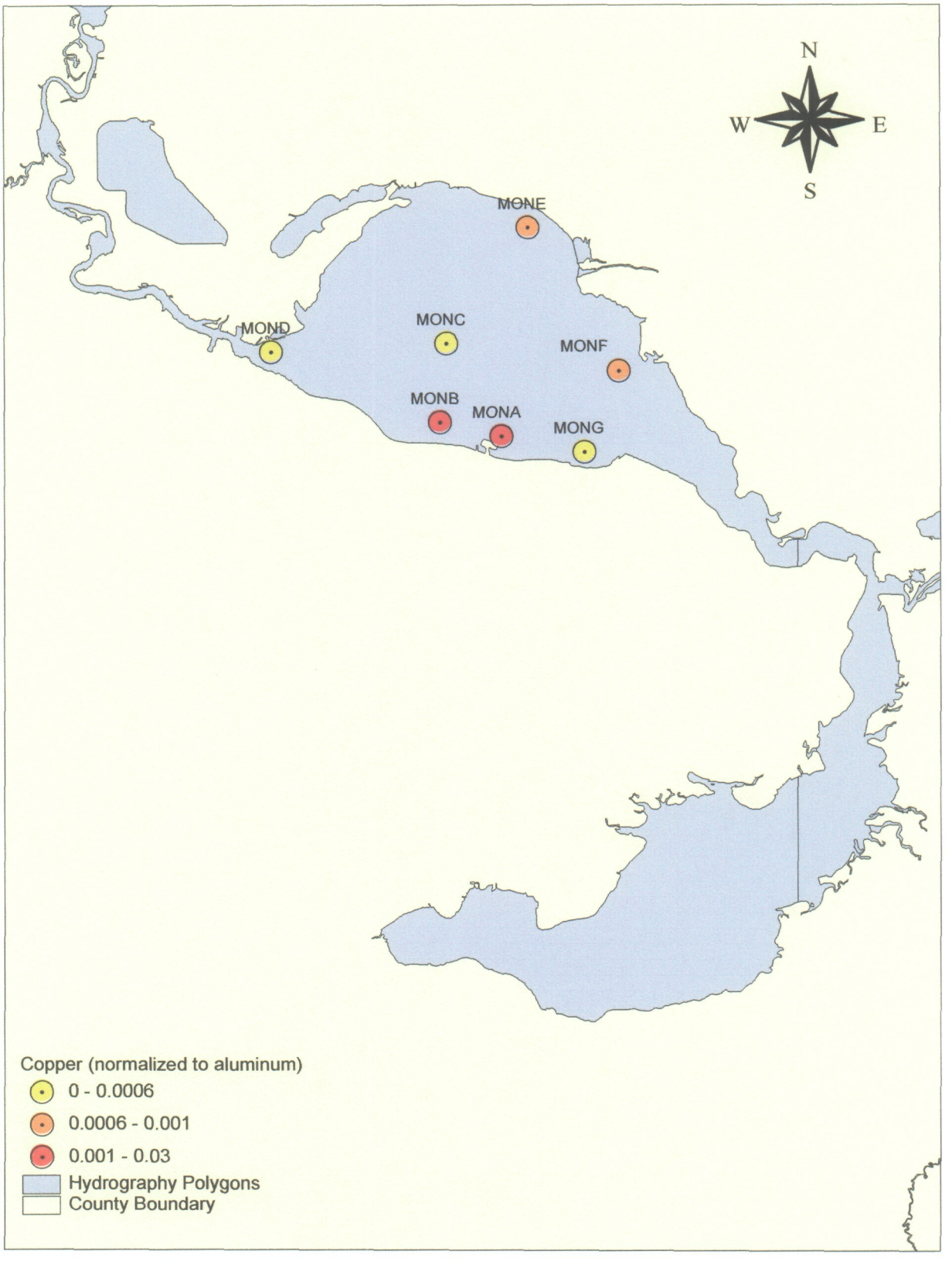
N
W
E
S
MONE
MONC
MOND
MONF
MONB
MONA
MONG
Copper (normalized to aluminum)
0 - 0.0006
0.0006 - 0.001
0.001 - 0.03
Hydrography Polygons
County Boundary

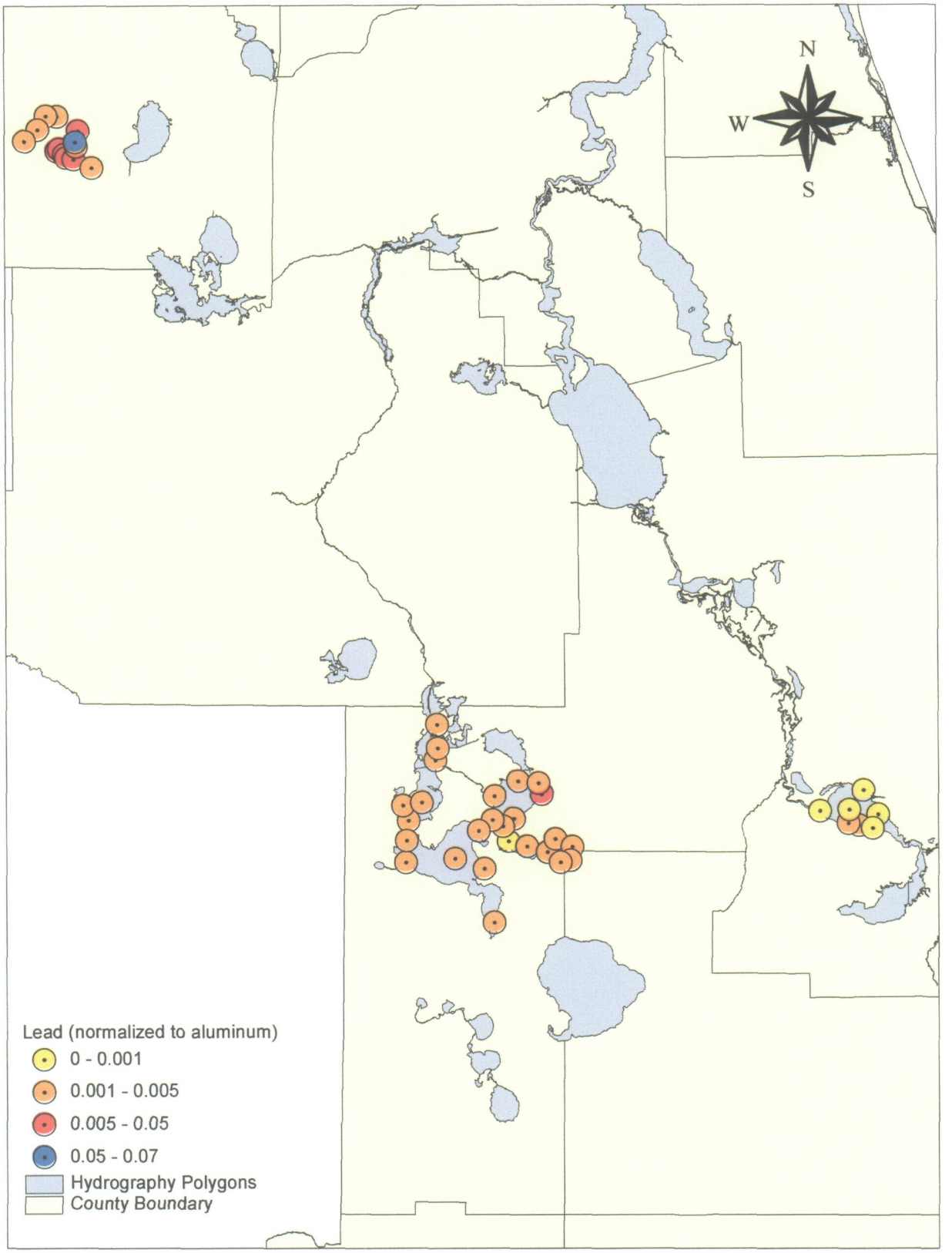
N
W
E
S
Lead (normalized to aluminum)
0 - 0.001
0.001 - 0.005
0.005 - 0.05
0.05 - 0.07
Hydrography Polygons
County Boundary

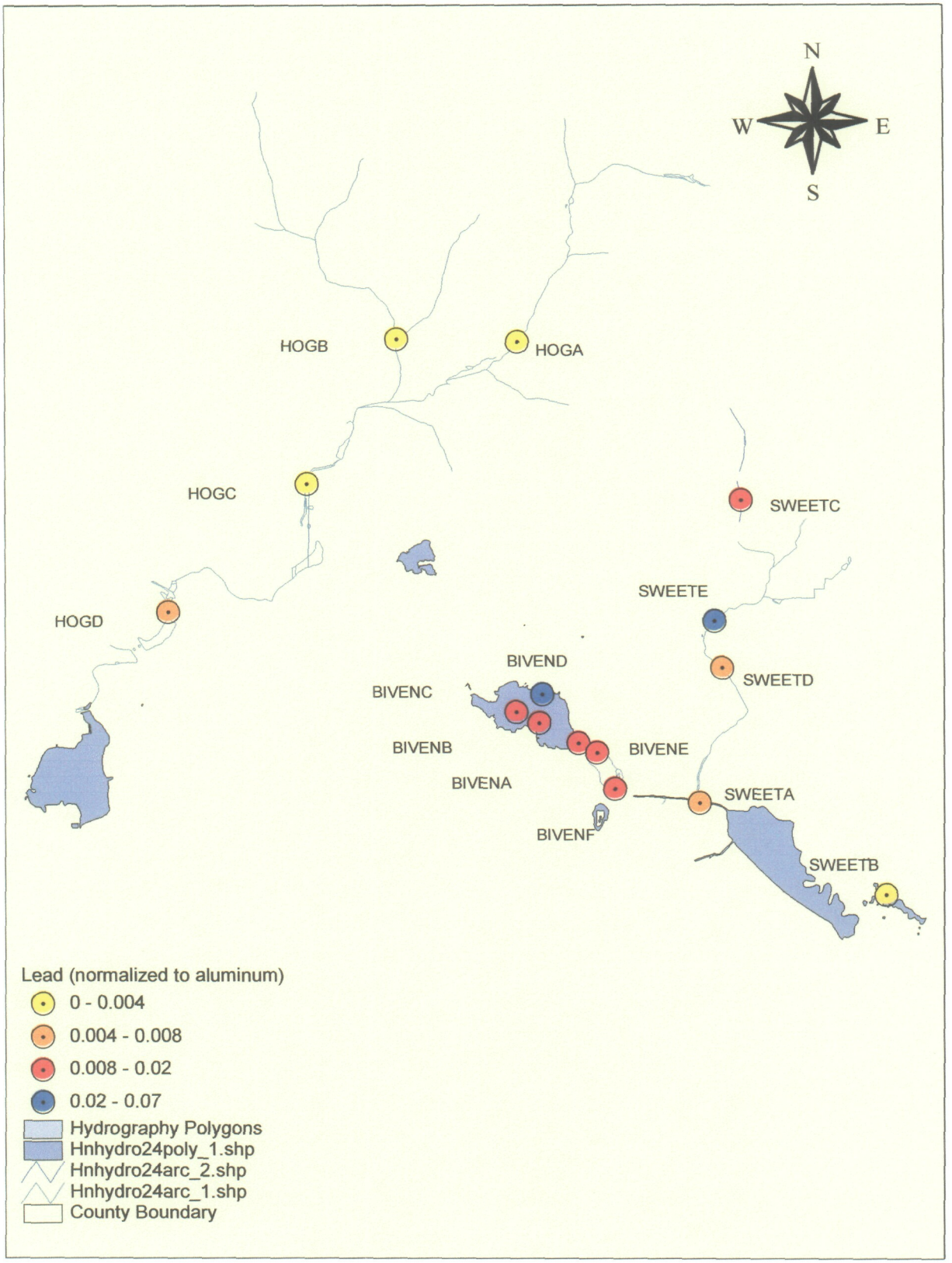
N
W
E
S
HOGB
HOGA
HOGC
SWEETC
HOGD
SWEETE
BIVEND
SWEETD
BIVENC
BIVENB
BIVENE
BIVENA
SWEETA
BIVENF
SWEETB
Lead (normalized to aluminum)
0 - 0.004
0.004 - 0.008
0.008 - 0.02
0.02 - 0.07
Hydrography Polygons
Hnhydro24poly_1.shp
Hnhydro24arc_2.shp
Hnhydro24arc_1.shp
County Boundary

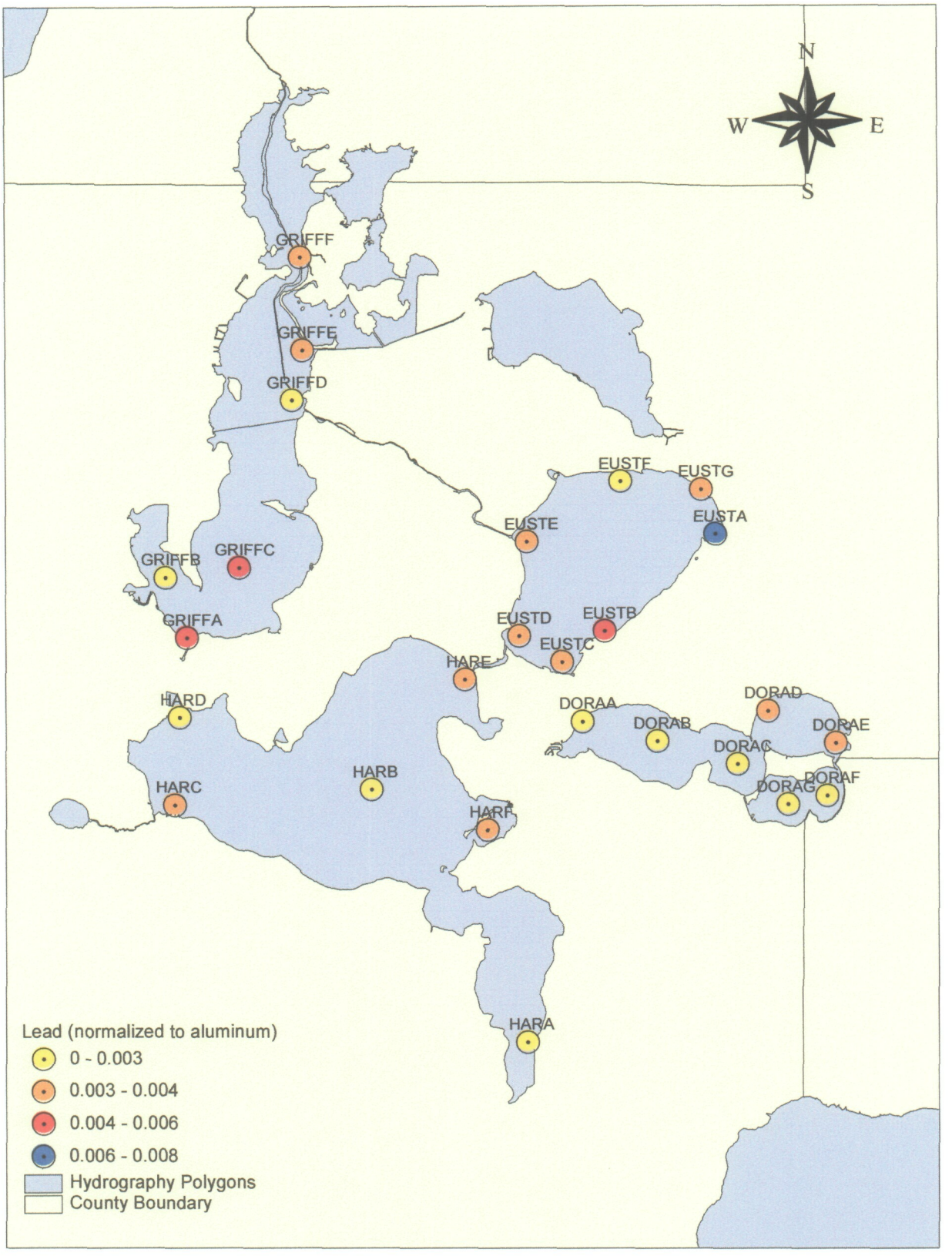
N
W
E
S
GRIFFF
GRIFFE
GRIFFD
GRIFFC
GRIFFB
GRIFFA
EUSTF
EUSTG
EUSTA
EUSTE
EUSTD
EUSTB
EUSTC
HARE
HARD
HARC
HARB
HARF
HARA
DORAA
DORAB
DORAC
DORAD
DORAE
DORAF
DORAG
Lead (normalized to aluminum)
0 - 0.003
0.003 - 0.004
0.004 - 0.006
0.006 - 0.008
Hydrography Polygons
County Boundary

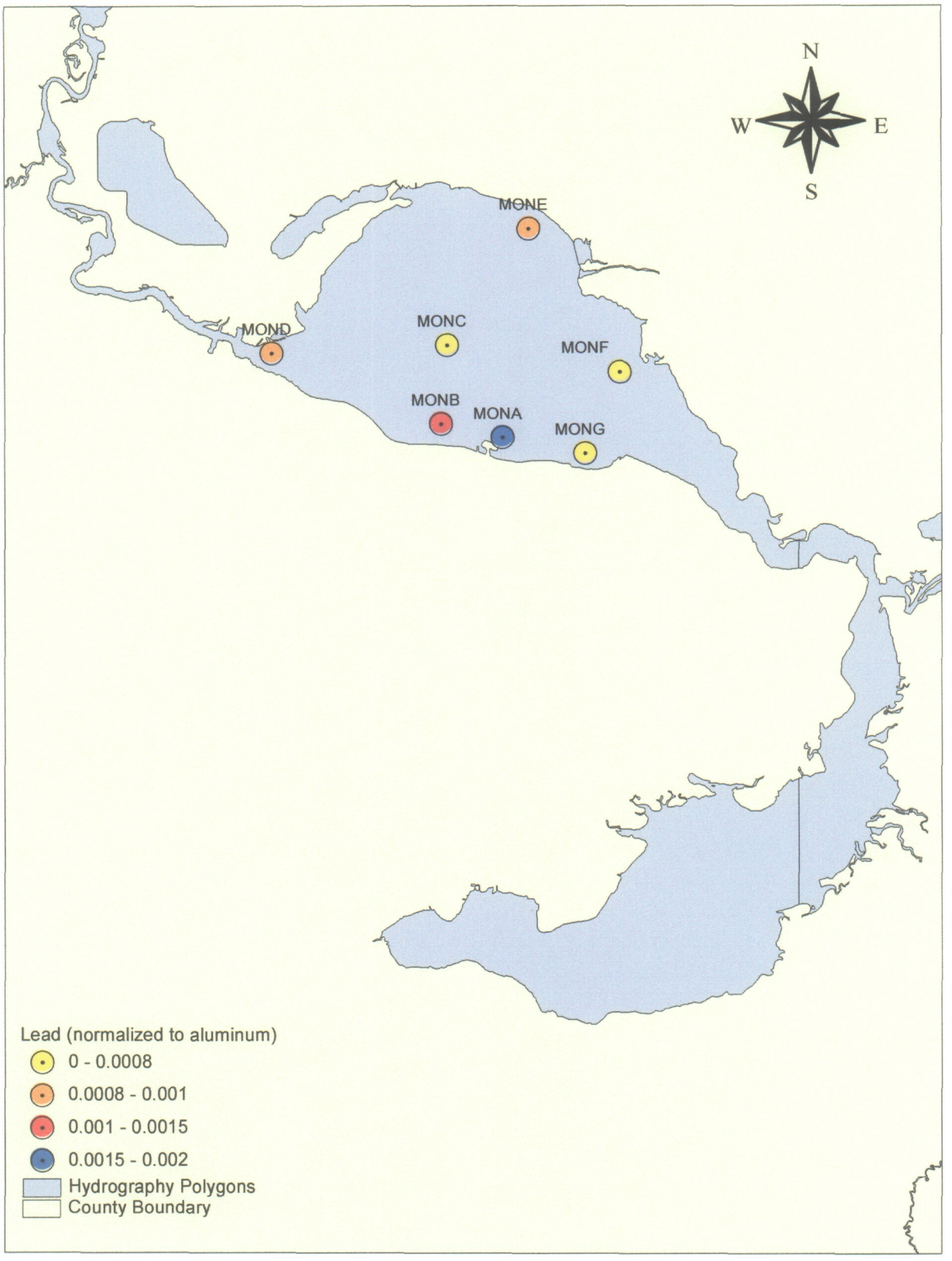
N
W
E
S
MONE
MONC
MOND
MONF
MONB
MONA
MONG
Lead (normalized to aluminum)
0 - 0.0008
0.0008 - 0.001
0.001 - 0.0015
0.0015 - 0.002
Hydrography Polygons
County Boundary

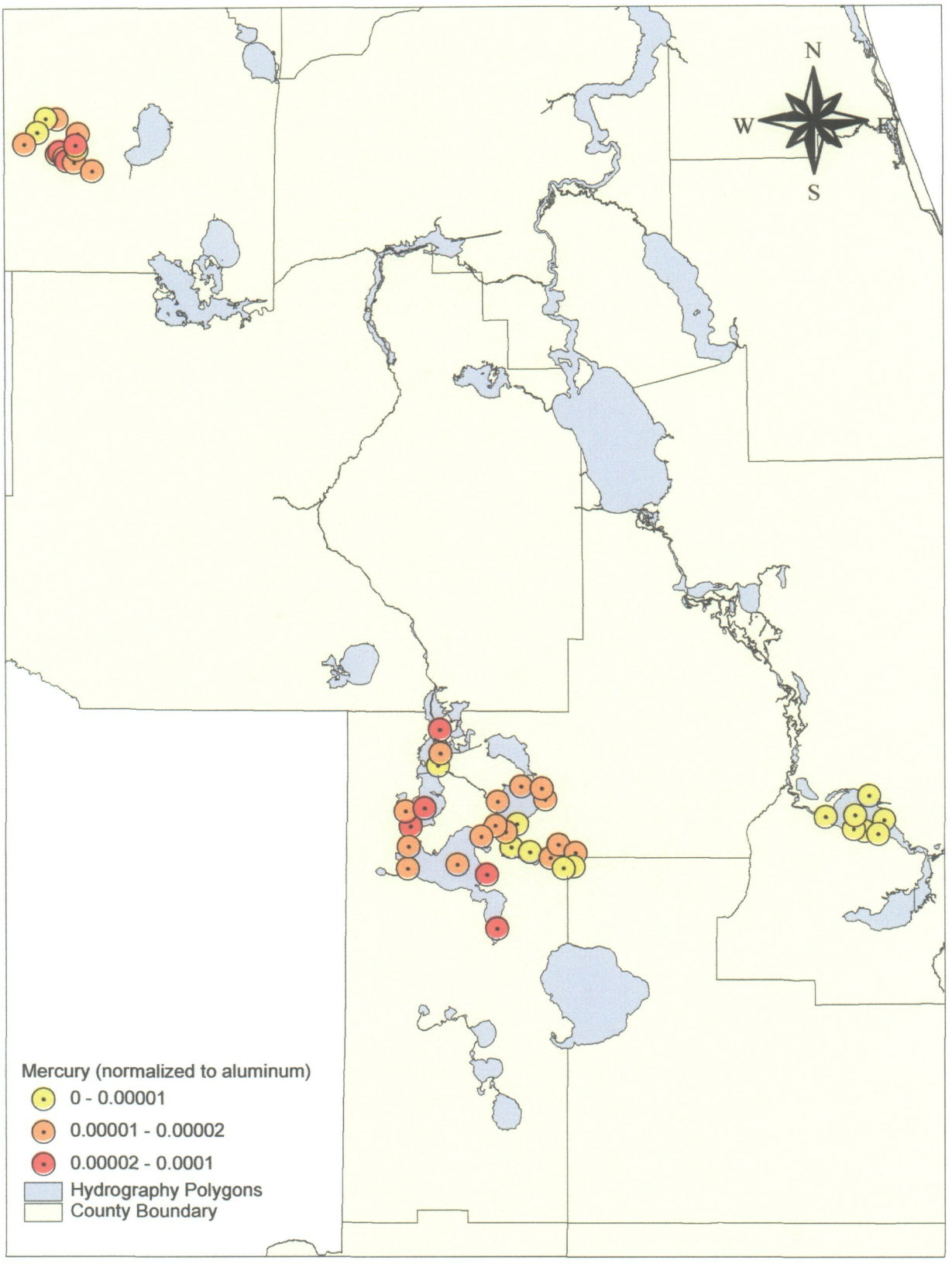
N
W
E
S
Mercury (normalized to aluminum)
0 - 0.00001
0.00001 - 0.00002
0.00002 - 0.0001
Hydrography Polygons
County Boundary

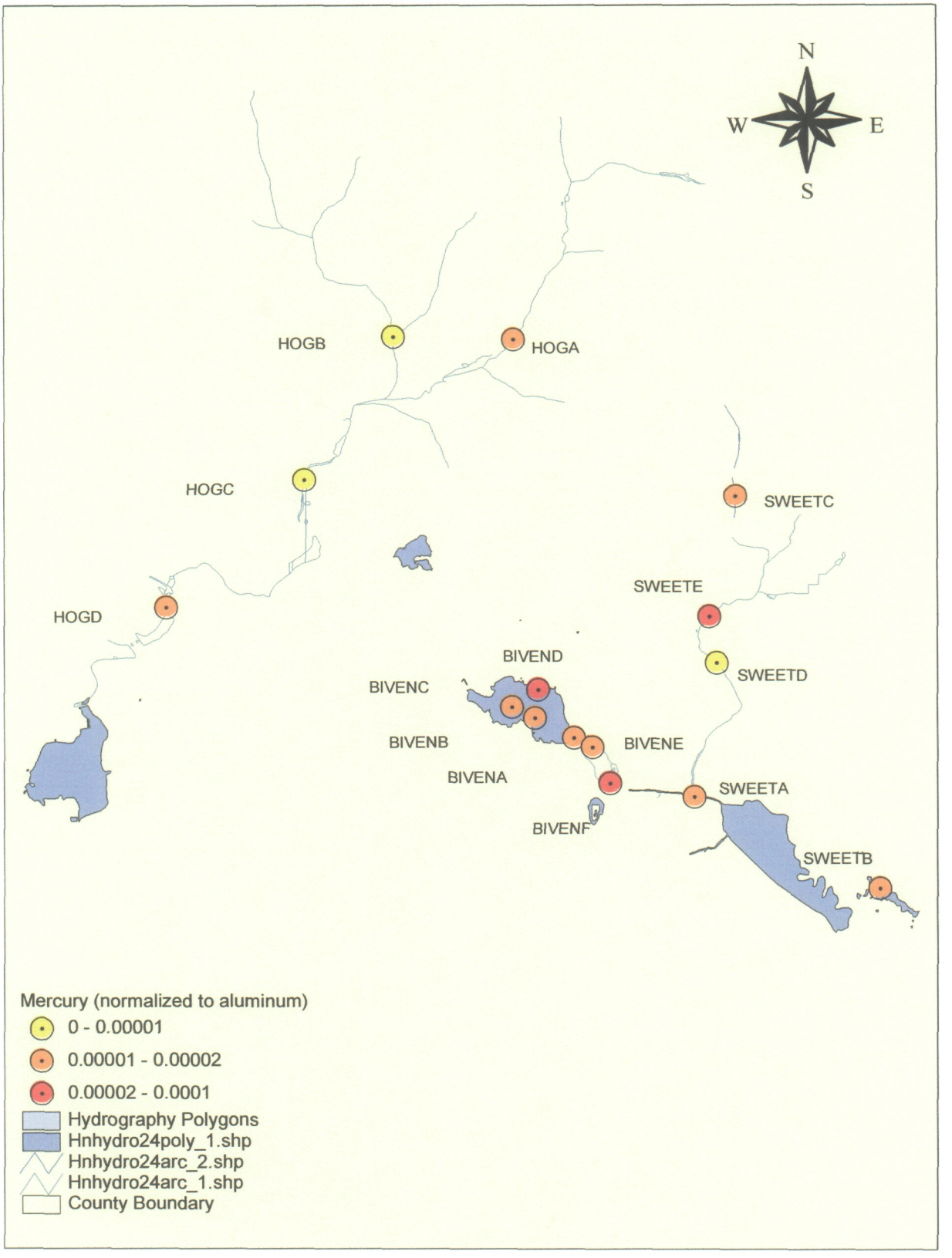
N
W
E
S
HOGB
HOGA
HOGC
SWEETC
HOGD
SWEETE
BIVEND
SWEETD
BIVENC
BIVENB
BIVENE
BIVENA
SWEETA
BIVENF
SWEETB
Mercury (normalized to aluminum)
0 - 0.00001
0.00001 - 0.00002
0.00002 - 0.0001
Hydrography Polygons
Hnhydro24poly_1.shp
Hnhydro24arc_2.shp
Hnhydro24arc_1.shp
County Boundary

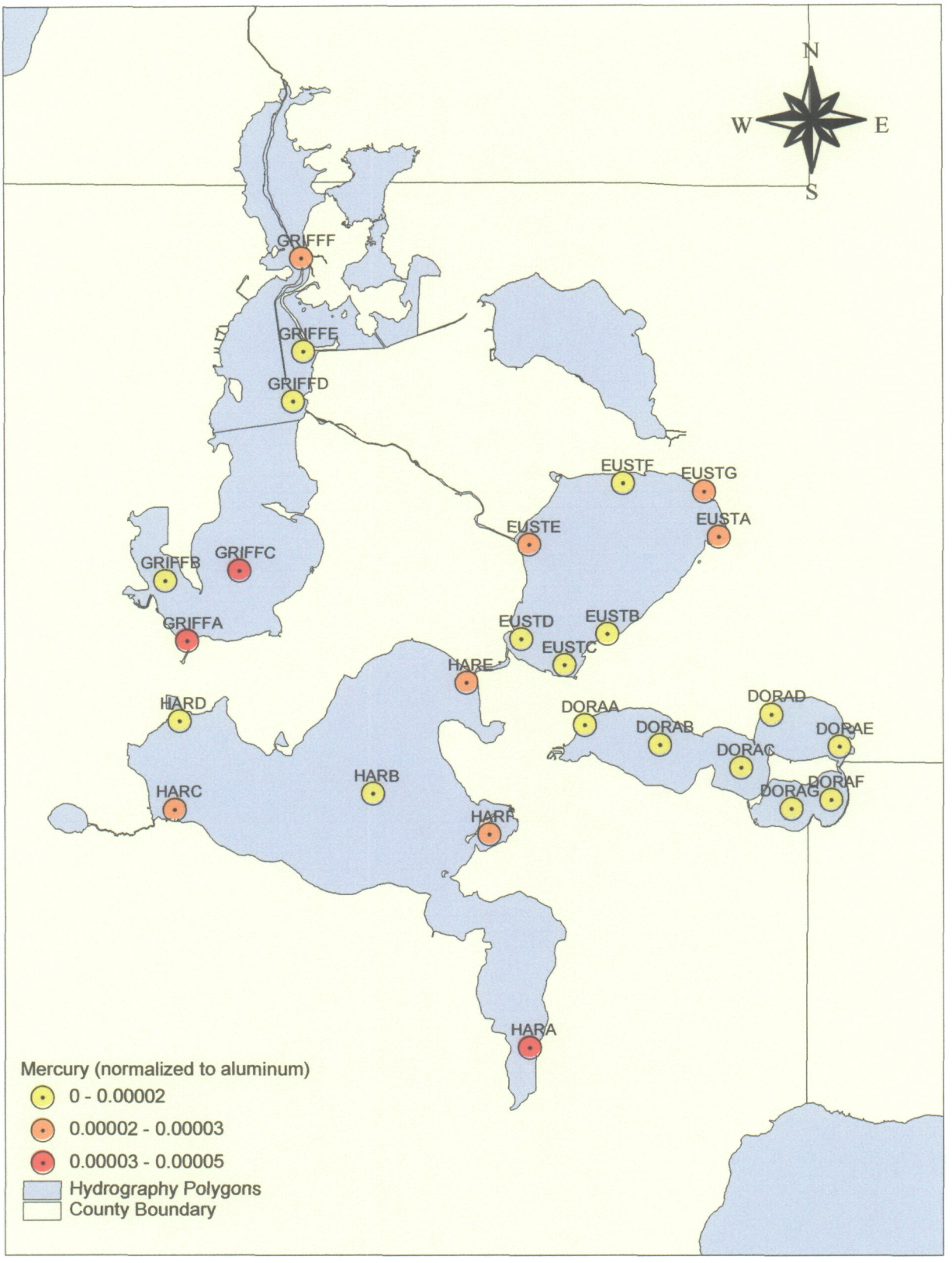
N
W
E
S
GRIFFF
GRIFFE
GRIFFD
GRIFFC
GRIFFB
GRIFFA
EUSTF
EUSTG
EUSTA
EUSTE
EUSTD
EUSTB
EUSTC
HARE
HARD
HARC
HARB
HARF
HARA
DORAA
DORAB
DORAC
DORAD
DORAE
DORAF
DORAG
Mercury (normalized to aluminum)
0 - 0.00002
0.00002 - 0.00003
0.00003 - 0.00005
Hydrography Polygons
County Boundary

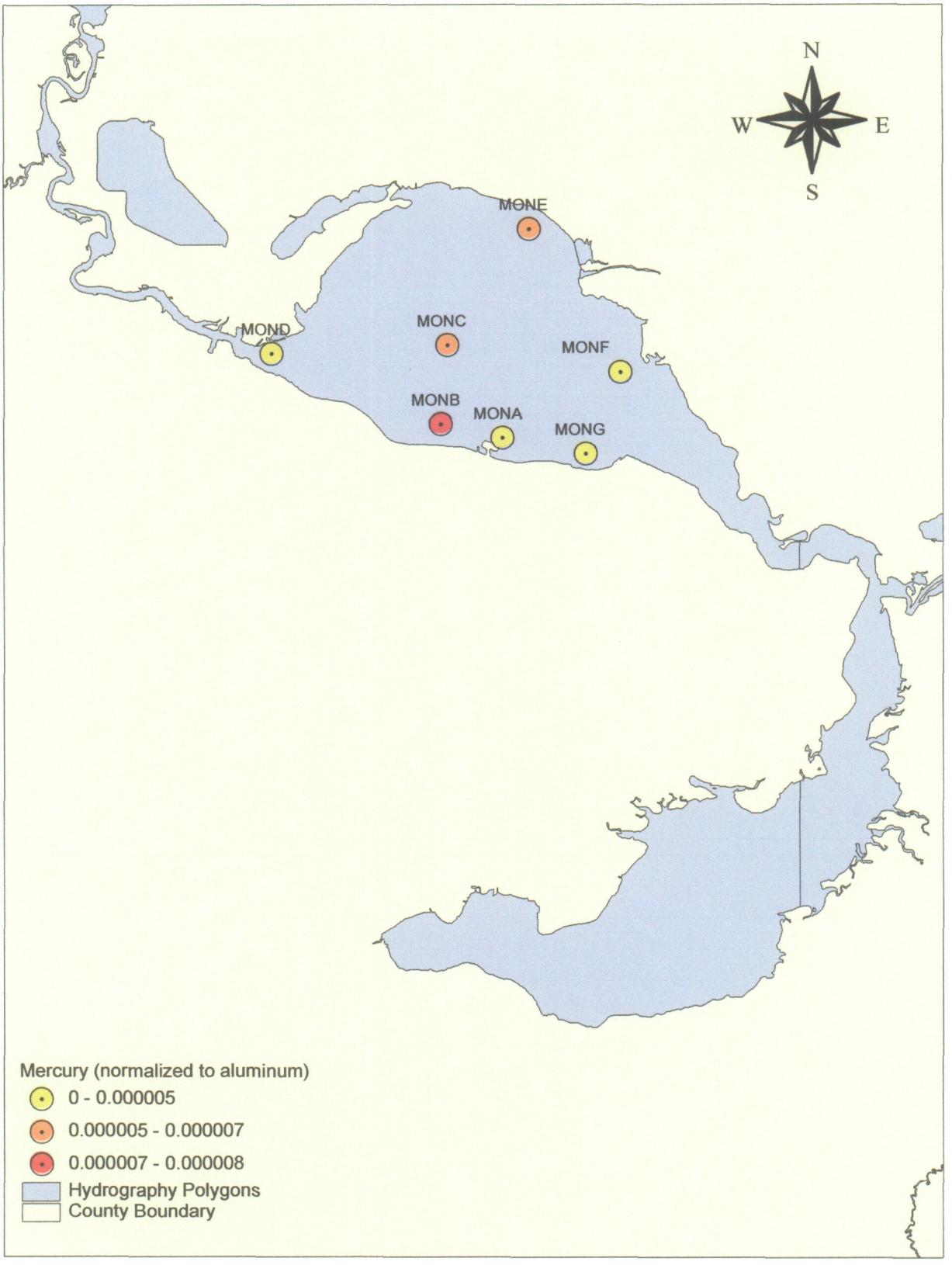
N
W
E
S
MONE
MONC
MOND
MONF
MONB
MONA
MONG
Mercury (normalized to aluminum)
0 - 0.000005
0.000005 - 0.000007
0.000007 - 0.000008
Hydrography Polygons
County Boundary

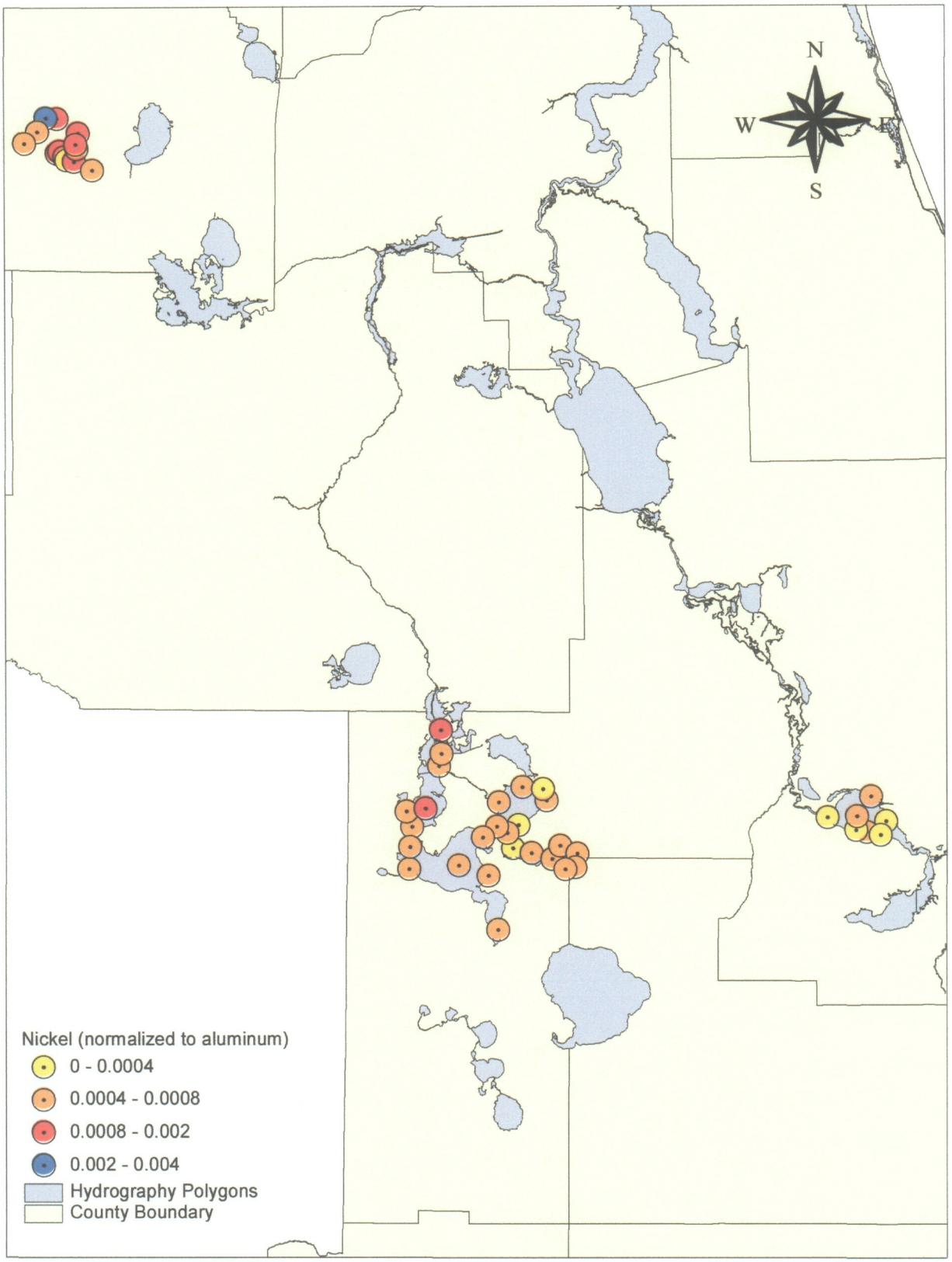
N
W
E
S
Nickel (normalized to aluminum)
0 - 0.0004
0.0004 - 0.0008
0.0008 - 0.002
0.002 - 0.004
Hydrography Polygons
County Boundary

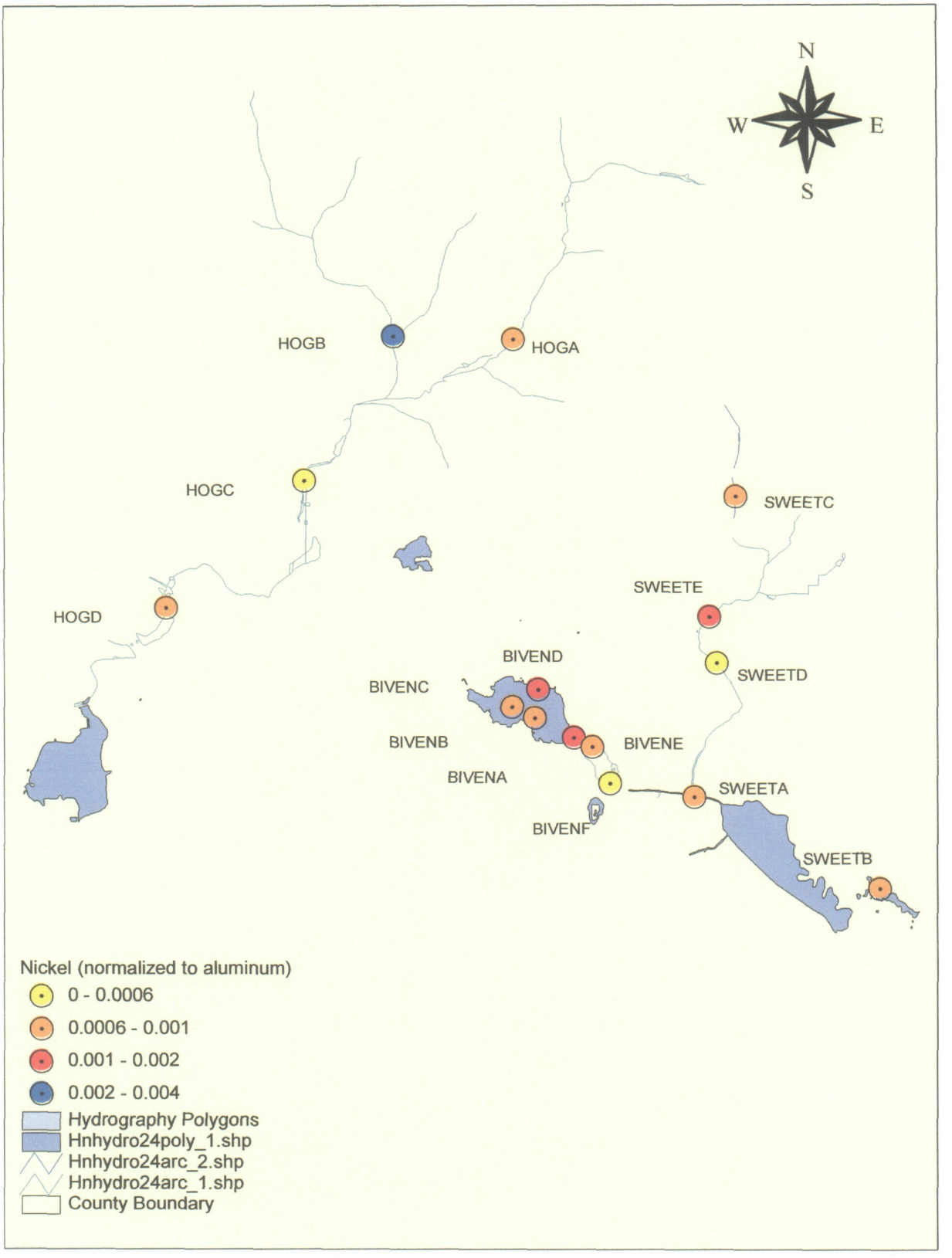
N
W
E
S
HOGB
HOGA
HOGC
SWEETC
HOGD
SWEETE
BIVEND
SWEETD
BIVENC
BIVENB
BIVENE
BIVENA
SWEETA
BIVENF
SWEETB
Nickel (normalized to aluminum)
0 - 0.0006
0.0006 - 0.001
0.001 - 0.002
0.002 - 0.004
Hydrography Polygons
Hnhydro24poly_1.shp
Hnhydro24arc_2.shp
Hnhydro24arc_1.shp
County Boundary

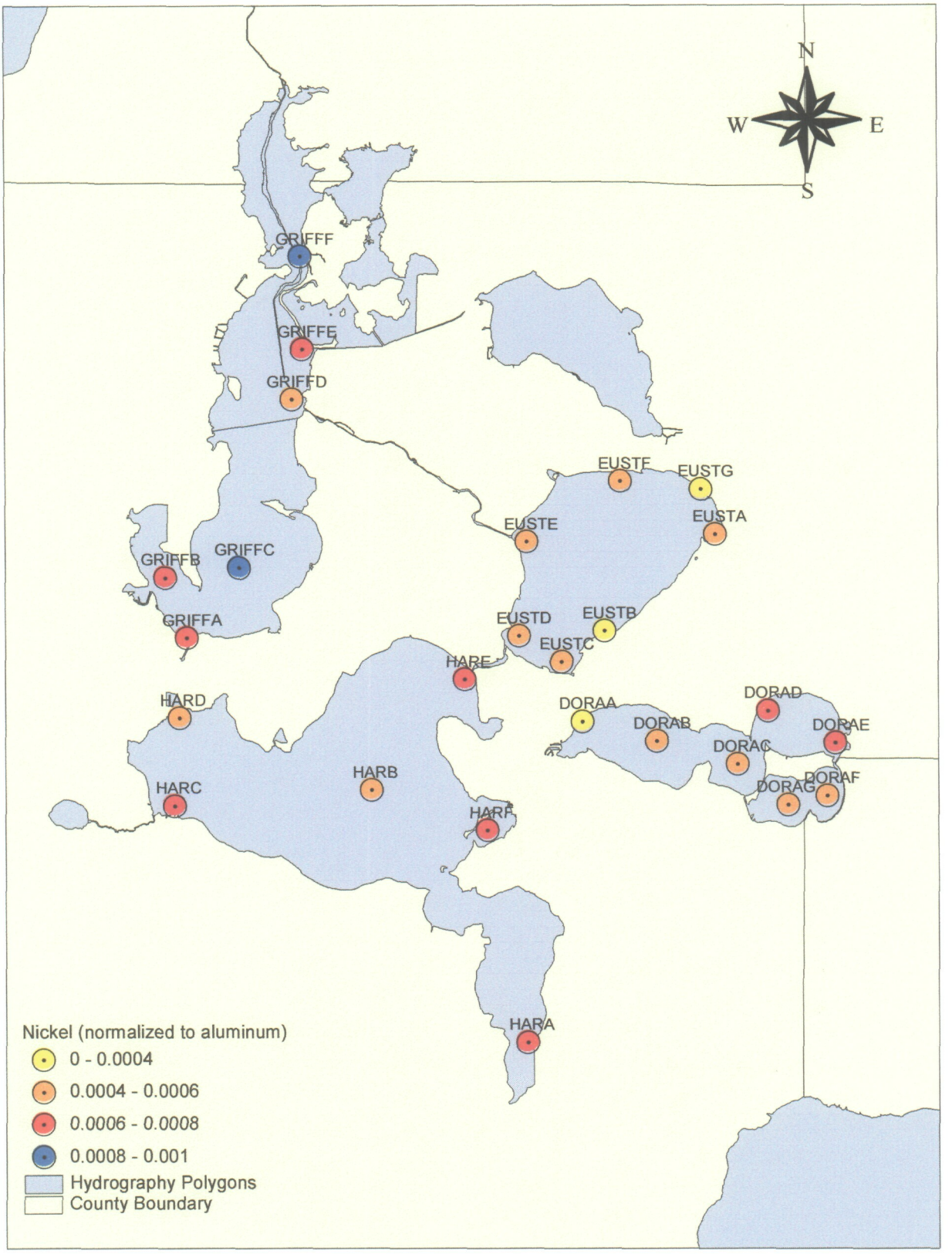
N
W
E
S
GRIFFF
GRIFFE
GRIFFD
GRIFFC
GRIFFB
GRIFFA
EUSTF
EUSTG
EUSTA
EUSTE
EUSTD
EUSTB
EUSTC
HARE
HARD
HARC
HARB
HARF
HARA
DORAA
DORAB
DORAC
DORAD
DORAE
DORAF
DORAG
Nickel (normalized to aluminum)
0 - 0.0004
0.0004 - 0.0006
0.0006 - 0.0008
0.0008 - 0.001
Hydrography Polygons
County Boundary

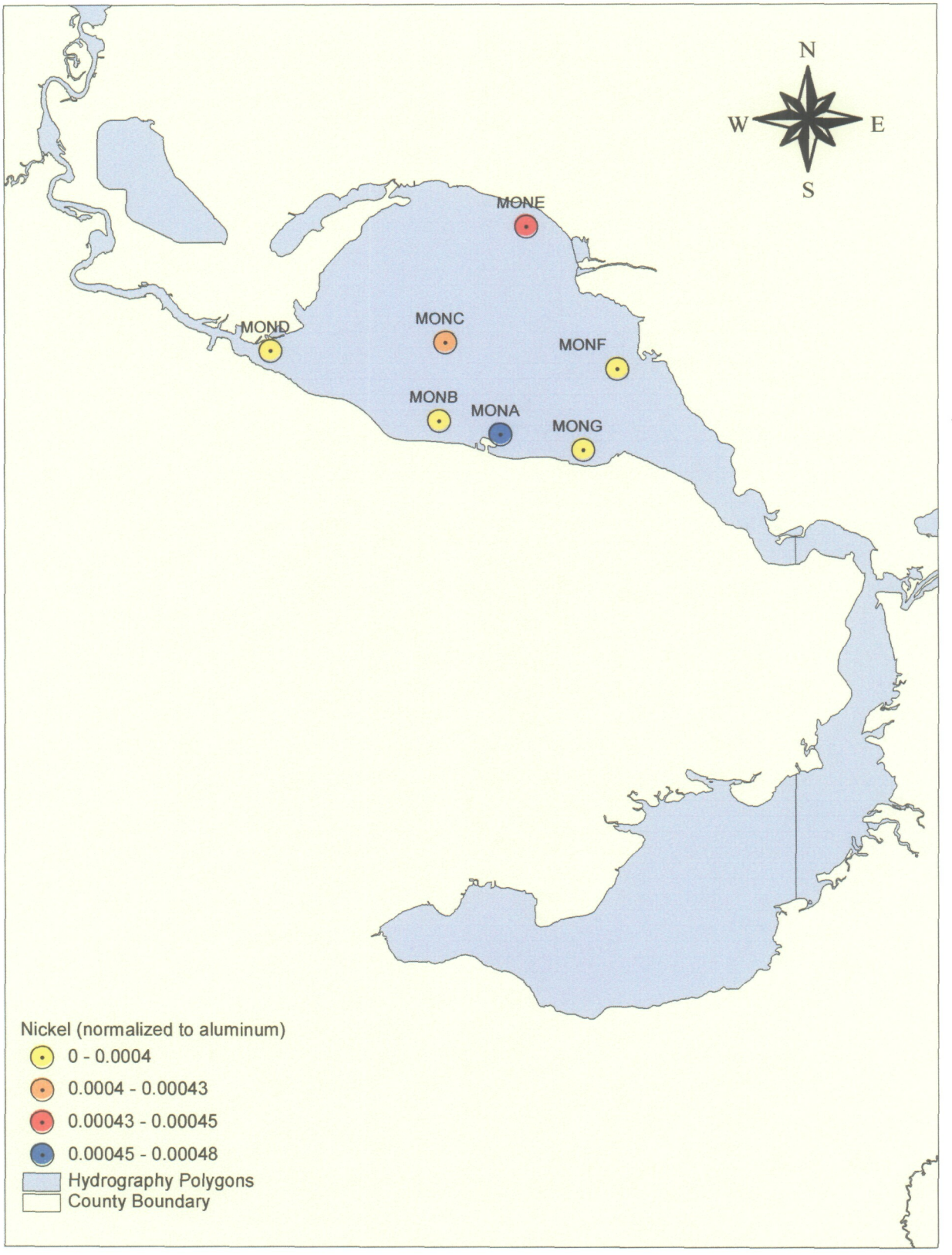
N
W
E
S
MONE
MONC
MOND
MONF
MONB
MONA
MONG
Nickel (normalized to aluminum)
0 - 0.0004
0.0004 - 0.00043
0.00043 - 0.00045
0.00045 - 0.00048
Hydrography Polygons
County Boundary

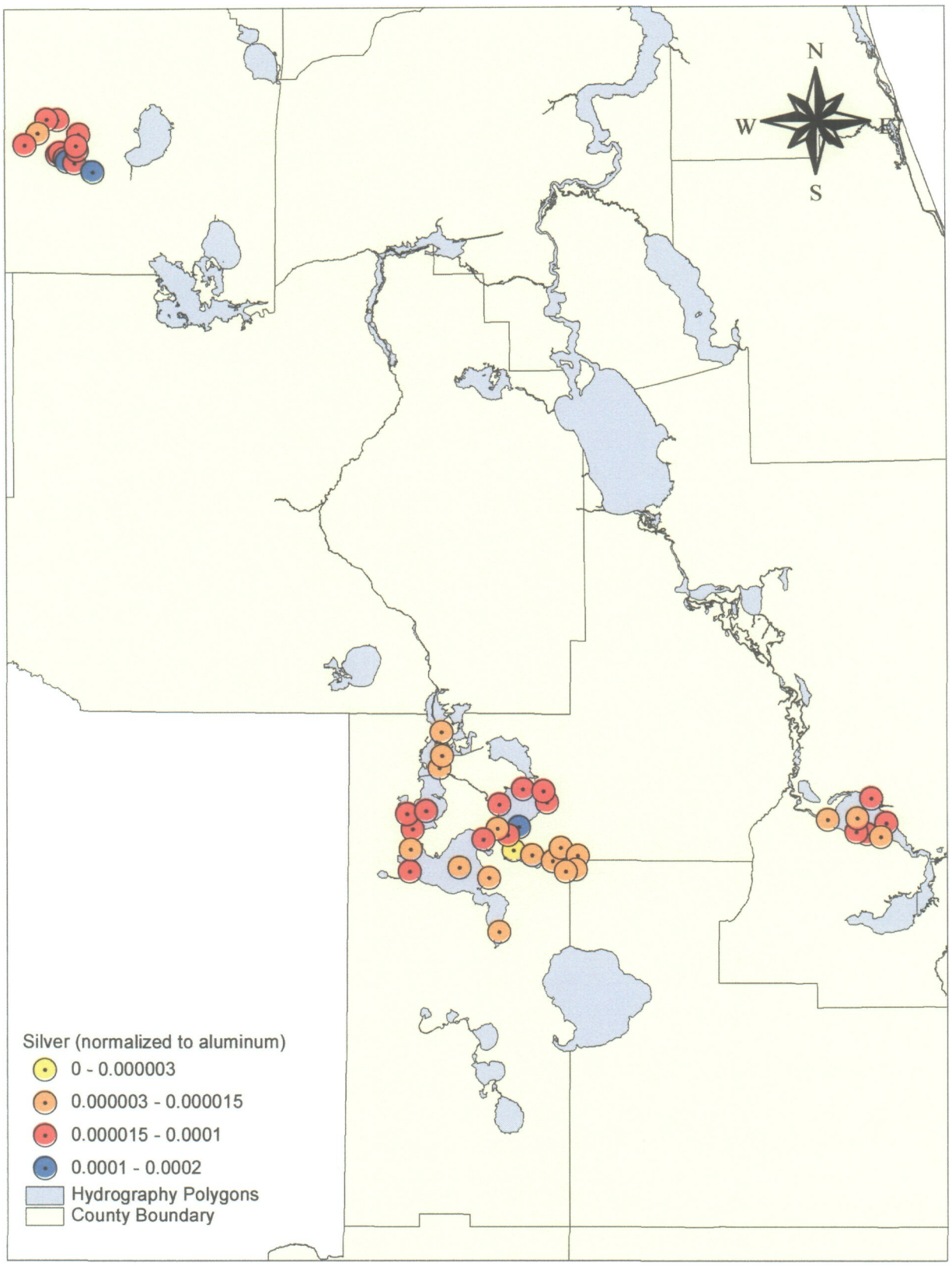
N
W
E
S
Silver (normalized to aluminum)
0 - 0.000003
0.000003 - 0.000015
0.000015 - 0.0001
0.0001 - 0.0002
Hydrography Polygons
County Boundary

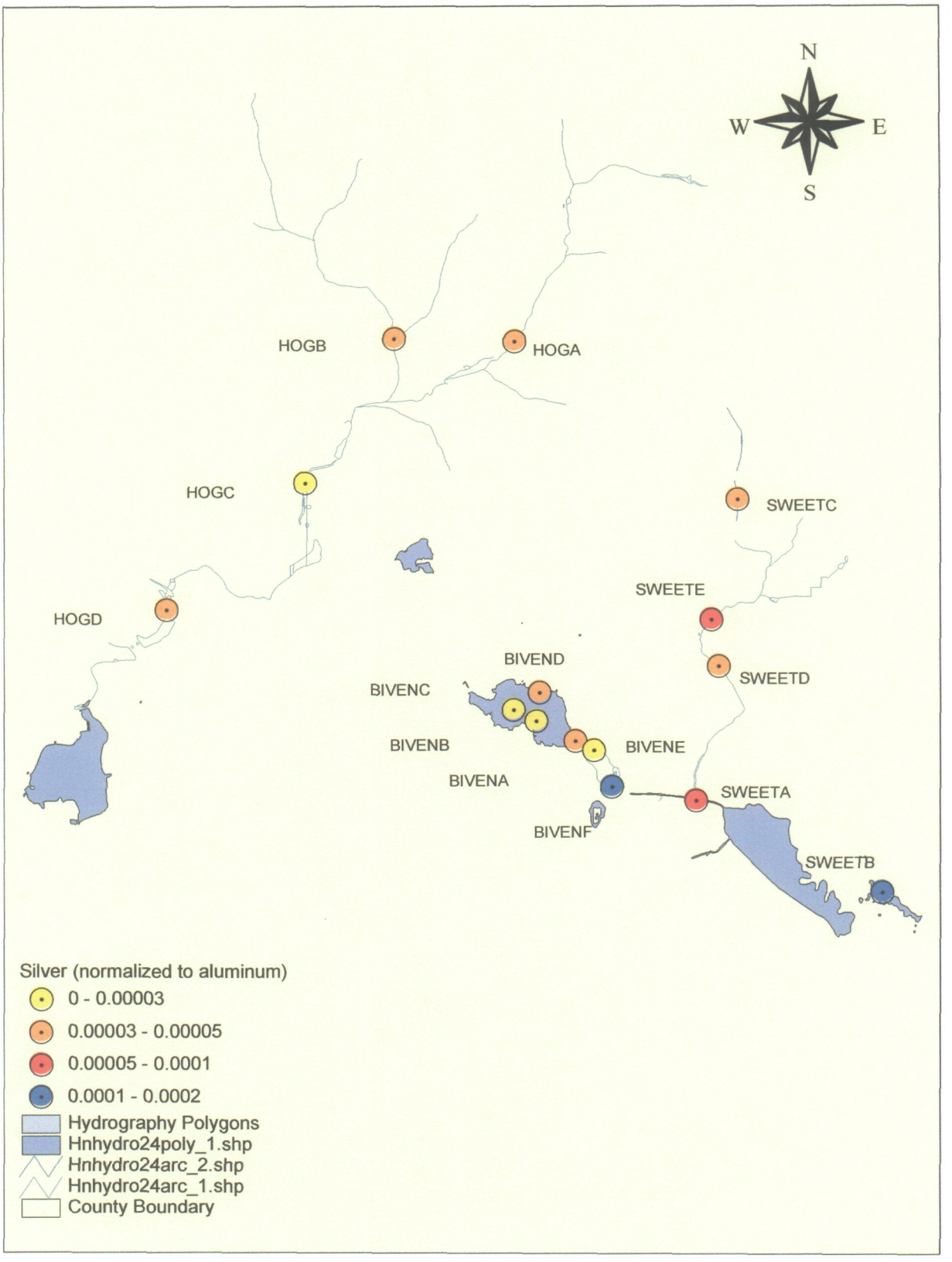
N
W
E
S
HOGB
HOGA
HOGC
SWEETC
HOGD
SWEETE
BIVEND
SWEETD
BIVENC
BIVENB
BIVENE
BIVENA
SWEETA
BIVENF
SWEETB
Silver (normalized to aluminum)
0 - 0.00003
0.00003 - 0.00005
0.00005 - 0.0001
0.0001 - 0.0002
Hydrography Polygons
Hnhydro24poly_1.shp
Hnhydro24arc_2.shp
Hnhydro24arc_1.shp
County Boundary

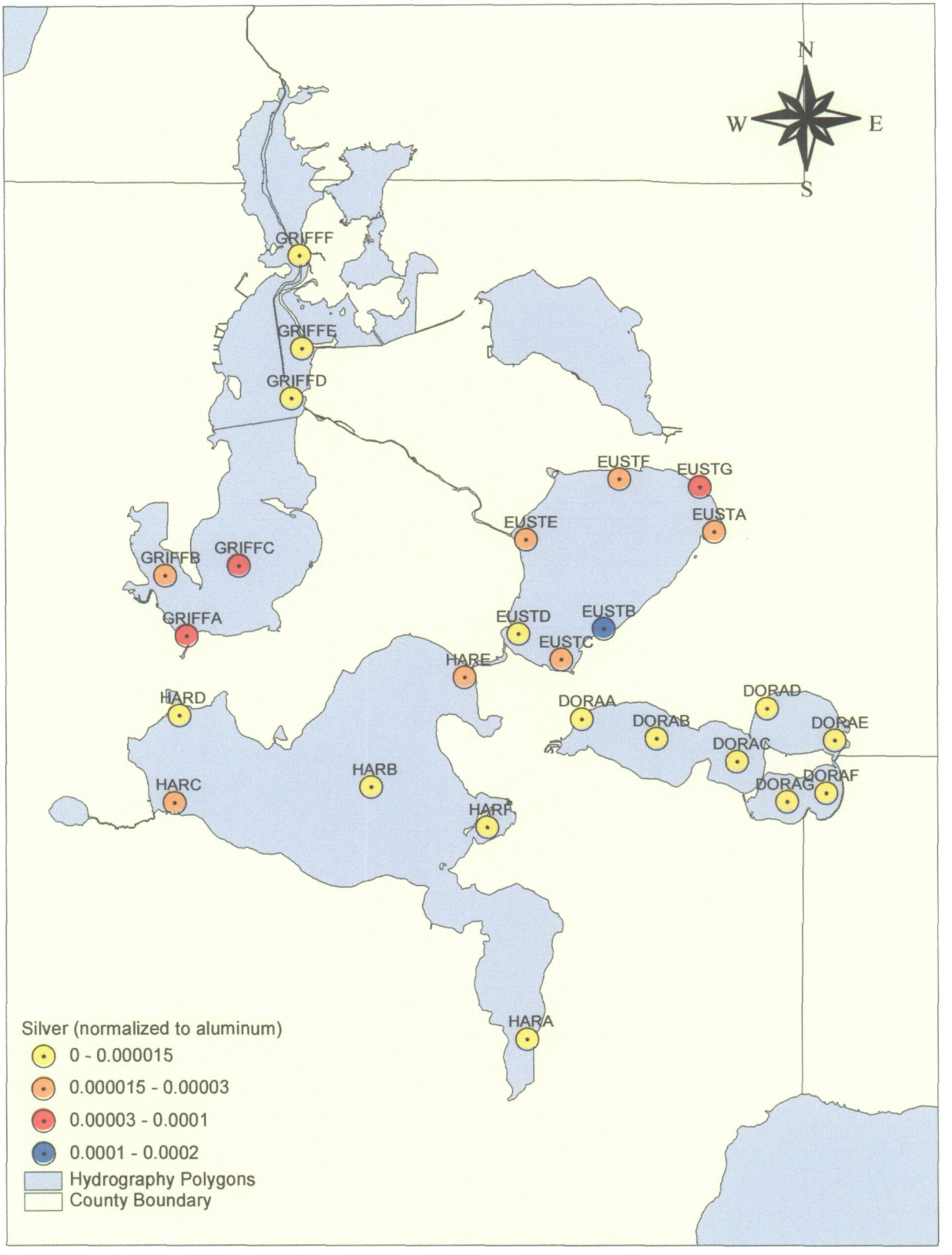
N
W
E
S
GRIFFF
GRIFFE
GRIFFD
GRIFFC
GRIFFB
GRIFFA
EUSTF
EUSTG
EUSTA
EUSTE
EUSTD
EUSTB
EUSTC
HARE
HARD
HARB
HARC
HARF
HARA
DORAA
DORAB
DORAC
DORAD
DORAE
DORAF
DORAG
Silver (normalized to aluminum)
0 - 0.000015
0.000015 - 0.00003
0.00003 - 0.0001
0.0001 - 0.0002
Hydrography Polygons
County Boundary

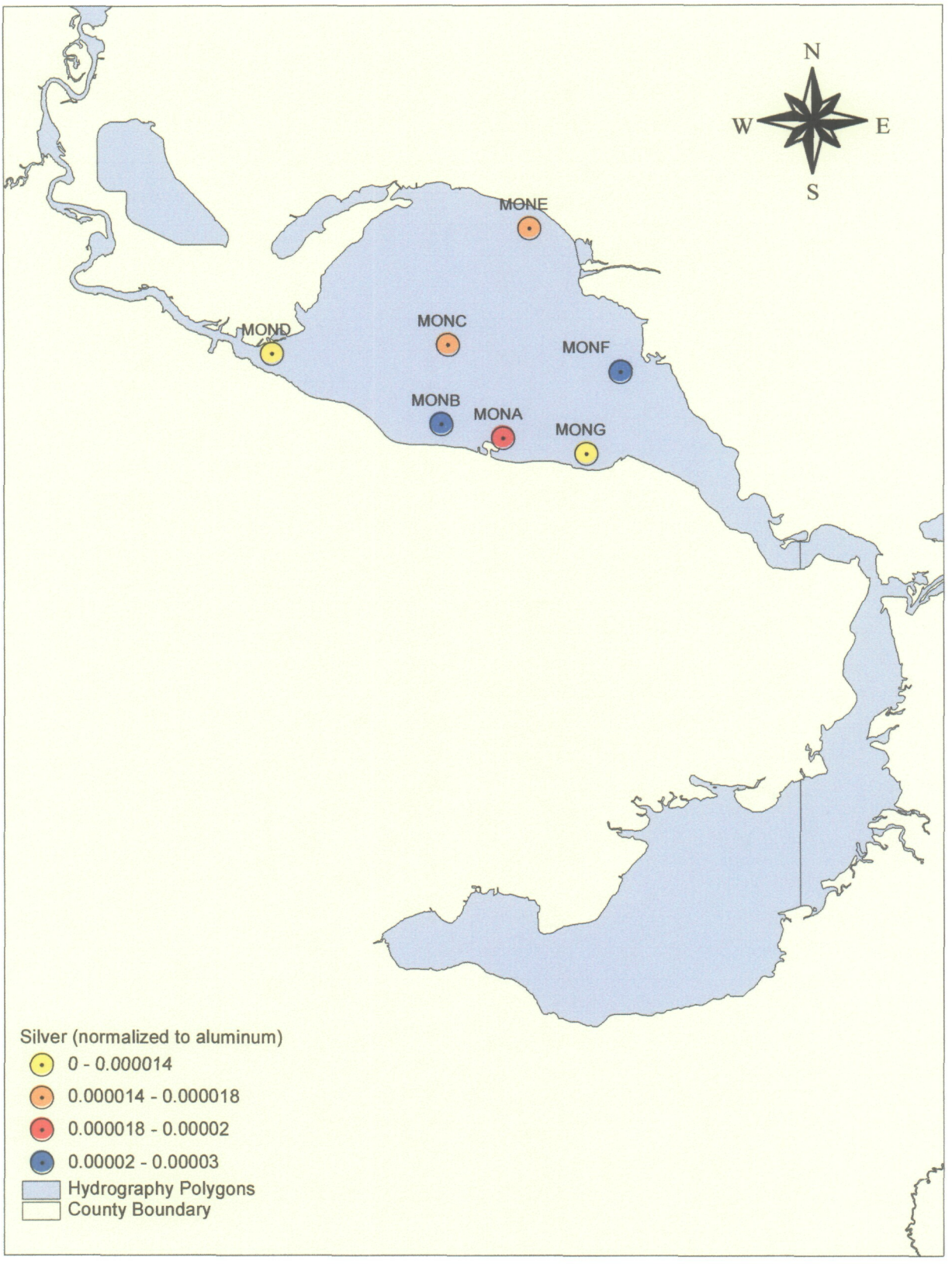
N
W
E
S
MONE
MONC
MOND
MONF
MONB
MONA
MONG
Silver (normalized to aluminum)
0 - 0.000014
0.000014 - 0.000018
0.000018 - 0.00002
0.00002 - 0.00003
Hydrography Polygons
County Boundary

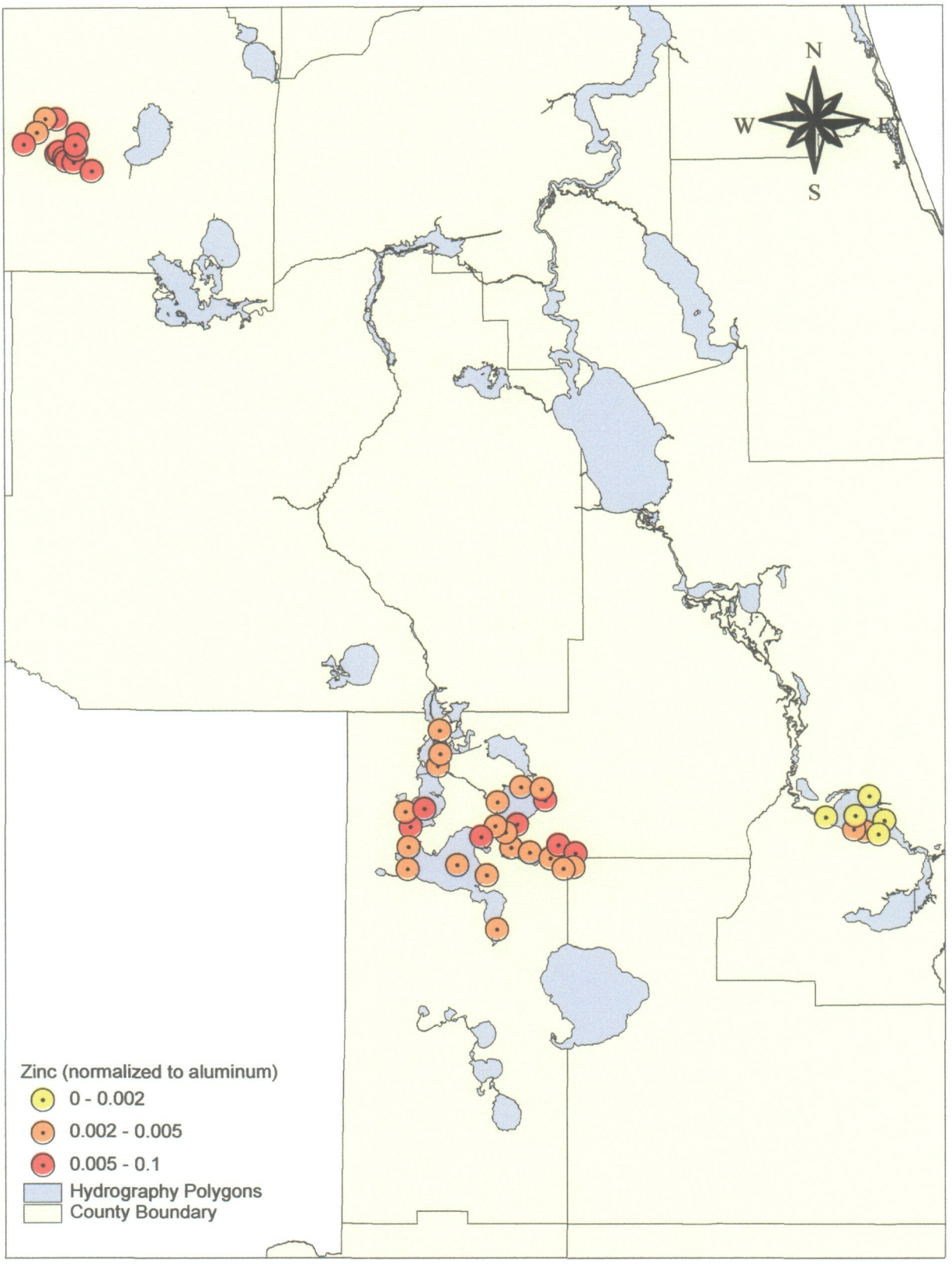
N
W
E
S
Zinc (normalized to aluminum)
0 - 0.002
0.002 - 0.005
0.005 - 0.1
Hydrography Polygons
County Boundary

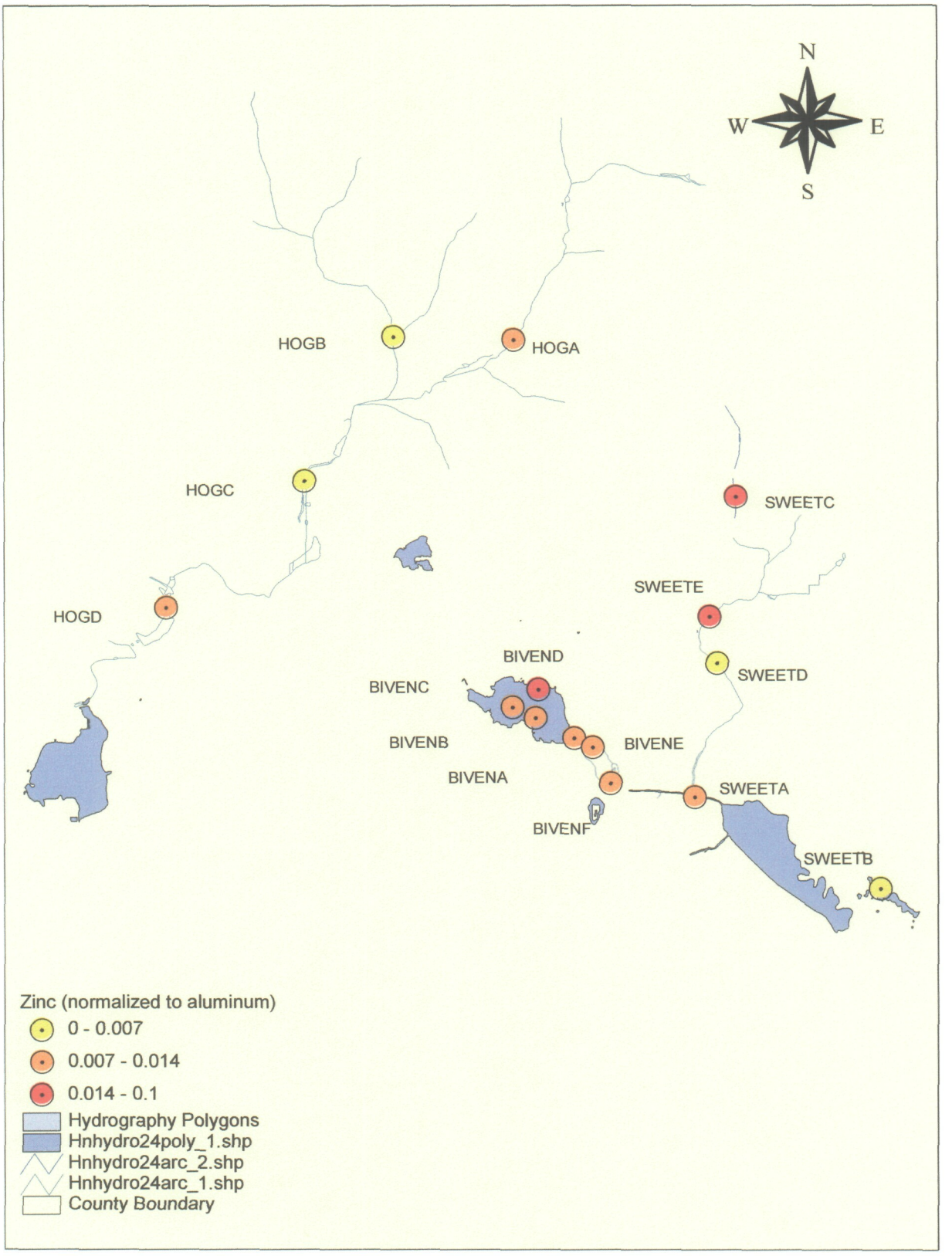
N
W
E
S
HOGB
HOGA
HOGC
SWEETC
HOGD
SWEETE
BIVEND
SWEETD
BIVENC
BIVENB
BIVENE
BIVENA
SWEETA
BIVENF
SWEETB
Zinc (normalized to aluminum)
0 - 0.007
0.007 - 0.014
0.014 - 0.1
Hydrography Polygons
Hnhydro24poly_1.shp
Hnhydro24arc_2.shp
Hnhydro24arc_1.shp
County Boundary

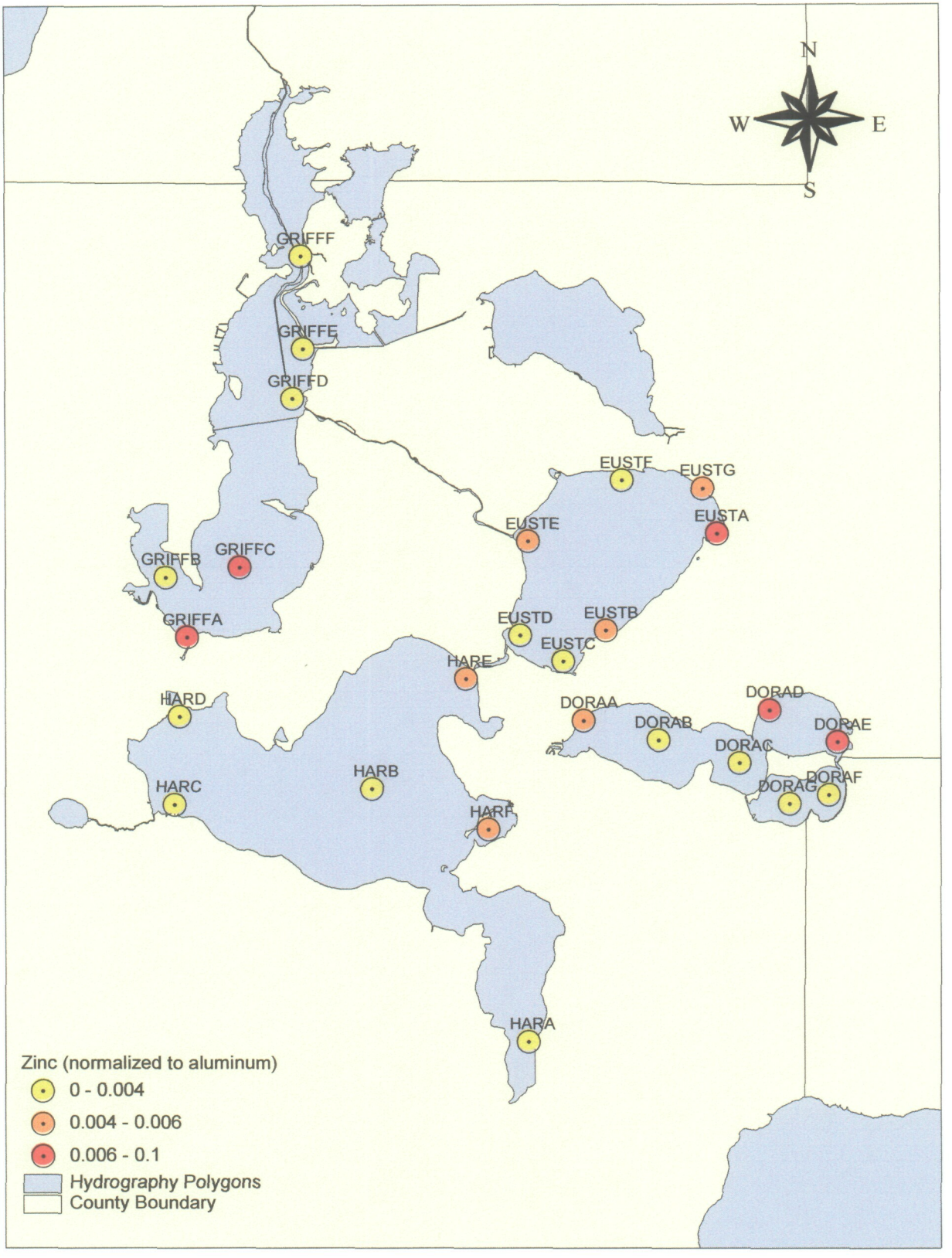
N
W
E
S
GRIFFF
GRIFFE
GRIFFD
GRIFFB
GRIFFC
GRIFFA
EUSTF
EUSTG
EUSTE
EUSTA
EUSTD
EUSTB
EUSTC
HARE
HARD
HARB
HARC
HARF
HARA
DORAA
DORAB
DORAC
DORAD
DORAE
DORAF
DORAG
Zinc (normalized to aluminum)
0 - 0.004
0.004 - 0.006
0.006 - 0.1
Hydrography Polygons
County Boundary

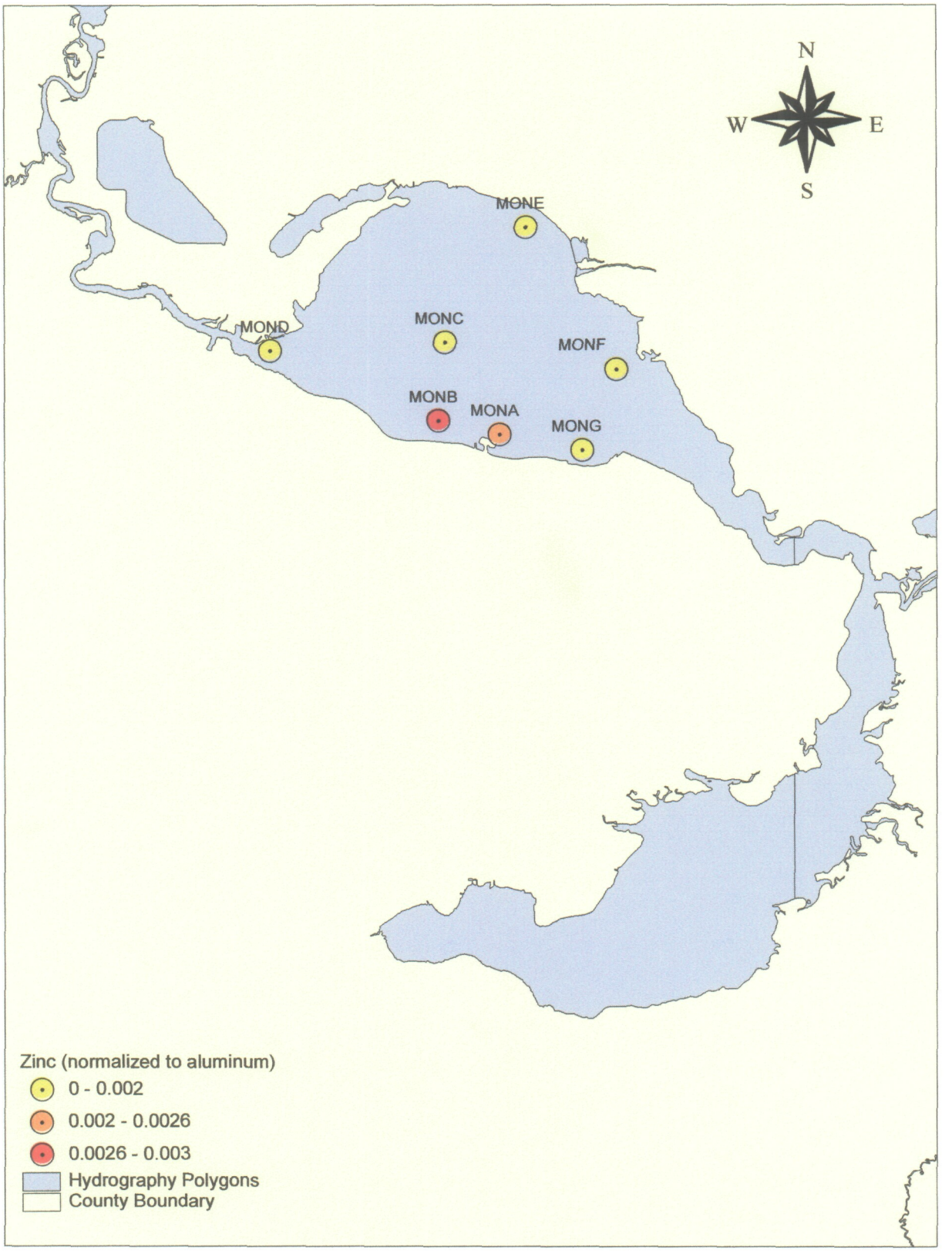
N
W
E
S
MONE
MONC
MOND
MONF
MONB
MONA
MONG
Zinc (normalized to aluminum)
0 - 0.002
0.002 - 0.0026
0.0026 - 0.003
Hydrography Polygons
County Boundary

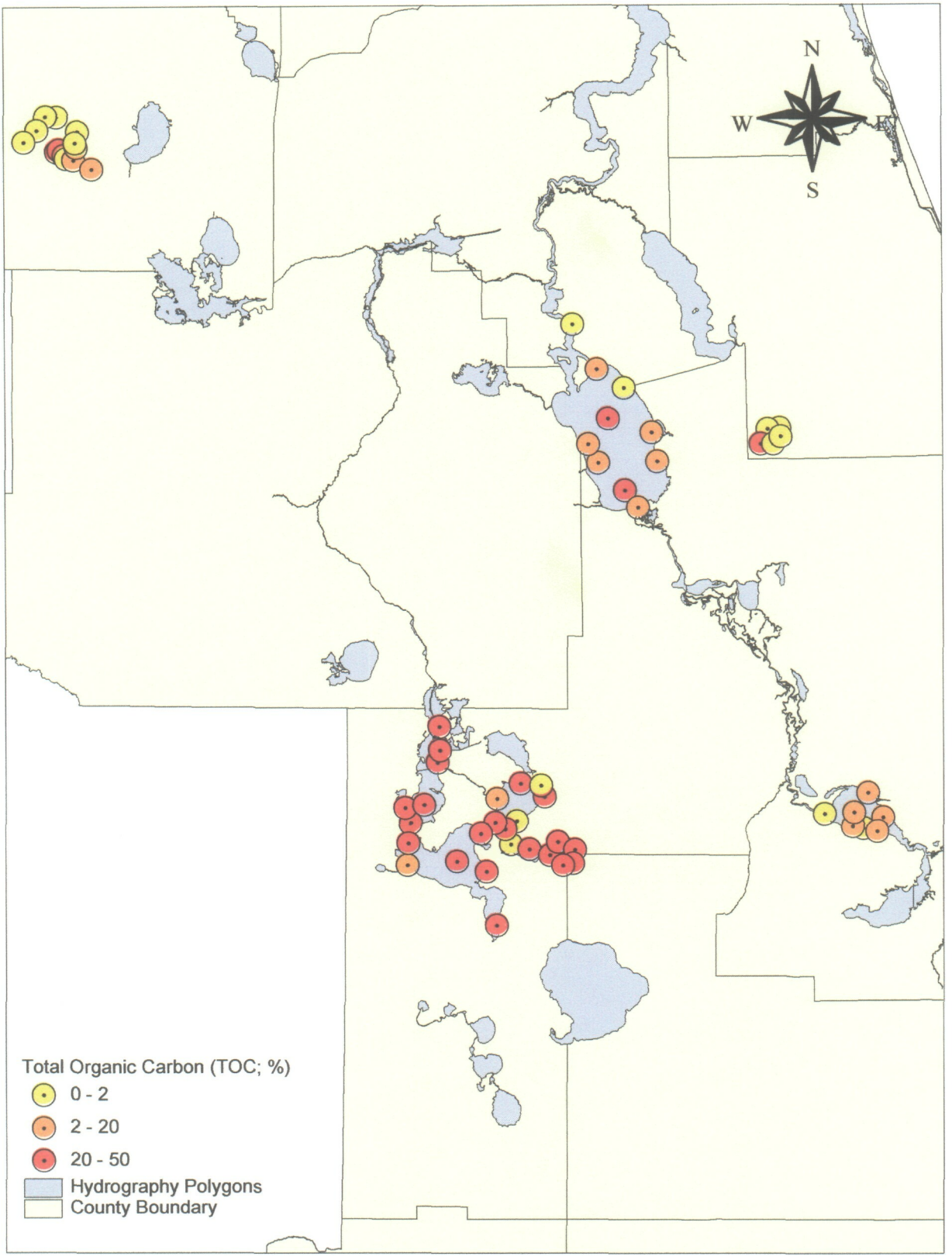
N
W
E
S
Total Organic Carbon (TOC; %)
0 - 2
2 - 20
20 - 50
Hydrography Polygons
County Boundary

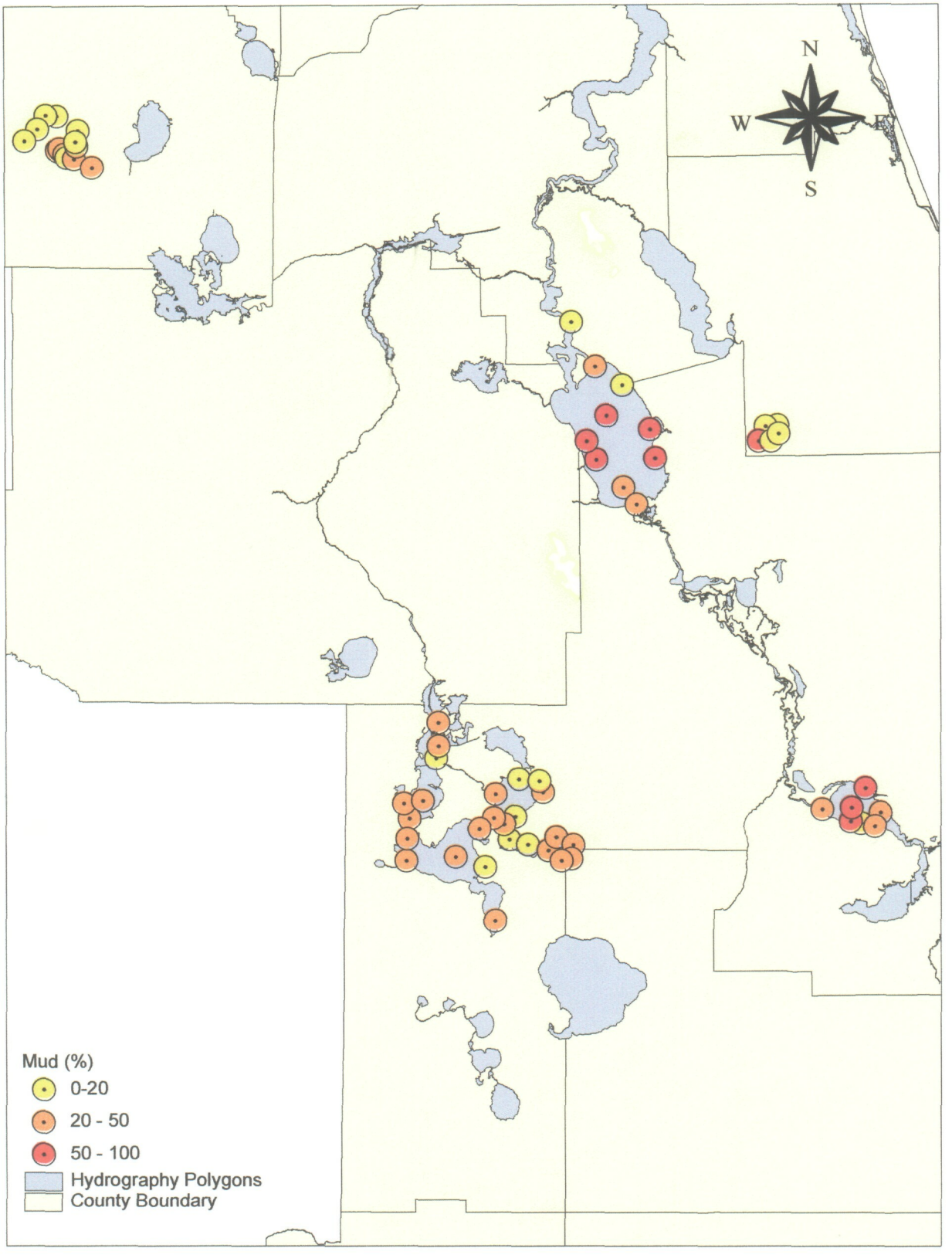
N
W
E
S
Mud (%)
0-20
20 - 50
50 - 100
Hydrography Polygons
County Boundary