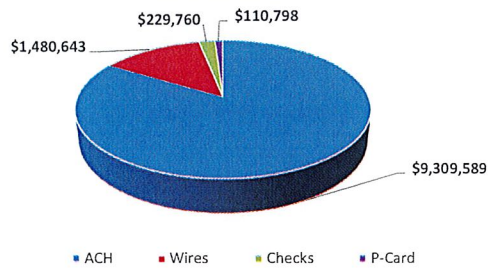


**Financial Report**  
**Delegated Disbursements per FS 373.553**  
**For the Month Ending June 30, 2025**  
**UNAUDITED**

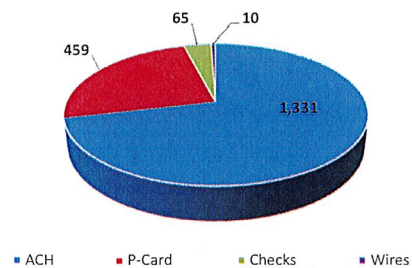
Paper:	
Check numbers 224650 through 224714	\$ 229,760
Electronic:	
Electronic funds transfers (ACH) to vendors transaction numbers 65145 to 65427	7,073,781
Payroll disbursements, net plus withholding and match (Checks \$0, Wire \$711,883 and ACH \$2,235,808)	2,947,691
P-Card	110,798
Land Closing Wire-Vulcan Exchange Property, Marion County	20,167


<u>Wire transfer details:</u>		<u>Description</u>	
ADP		ADP Processing Fees-690872179	9,350
Dept of Revenue		FRS Retirement - State of Florida	540,435
Empower		Deferred Comp	74,652
Engie		Utility Bills	8,008
Engie		Utility Bills	25,740
Empower		Deferred Comp	74,662
Engie		Utility Bills	7,121
Engie		Utility Bills	8,625
			748,593
			<u>\$ 11,130,790</u>

Disbursements by Dollar Amount  
June 2025



Disbursements by Quantity  
June 2025



  
 Cole Oliver, Treasurer

  
 Date

**Treasurer's Report  
Changes in Cash and Investments  
For the Month Ending June 30, 2025**

Beginning balances, June 1, 2025		
General Fund	\$	163,137,844
Special Revenue Funds		31,223,792
Capital Projects Funds		2,647,442
	\$	197,009,078
Receipts		7,926,498
Disbursements:		
* Accounts payable	(8,162,932)	
* Net payroll and related match	(2,947,691)	
Land closing/escrow wire transfers	(20,167)	
Total disbursements		(11,130,790)
Changes in Investments:		
Unrealized gain (loss) on investments		579,563
Realized gain (loss) on investments		(70,093)
Amortization of premium/discounts		62,463
Ending balances, June 30, 2025		
General Fund	162,136,299	
Special Revenue Funds	30,312,953	
Capital Projects Funds	1,927,467	
Total cash and investments, as of June 30, 2025		<u>\$ 194,376,719</u>

	Yield as of end of month	
Cash and investments classified as:		
Cash in bank - TD Bank	1.90%	\$ 1,559,279
** Securities - Long Term Investments - PTA	3.76%	100,229,558
** Securities - Endowment - PTA	4.10%	15,943,632
Money market funds - PTA	3.33%	1,014,256
Money market funds - Endowment - PTA	3.33%	199,350
State Board of Administration Pooled Cash - FL PRIME	4.47%	75,430,644
		<u>\$ 194,376,719</u>

Securities Revenue: Securities are managed pursuant to an agreement with Public Trust Advisors (PTA). At June 30, 2025, the original cost of the investment portfolio including money markets funds was \$116,914,118 and the market value was \$117,386,796 resulting in a life-to-date unrealized gain of \$472,678. For the month ending June 2025, the portfolio had earned interest of \$731,762 with an unrealized gain of \$579,563, realized loss of (\$70,093), amortization of premiums/discounts of \$62,463 and investment fees of (\$5,807). Fiscal year to date return on investments, net of unrealized gains, amortization, and investment fees is \$6,247,721.

\* see attached detail of disbursements by type

\*\* reported yield per PTA quarterly Performance Review as June 30, 2025 -Yield to Maturity at Cost